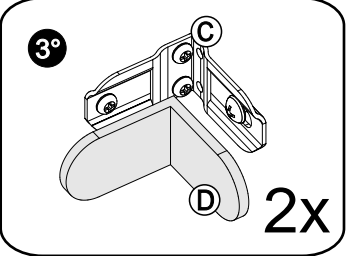
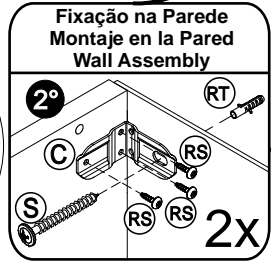
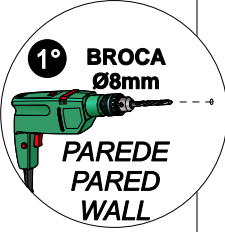
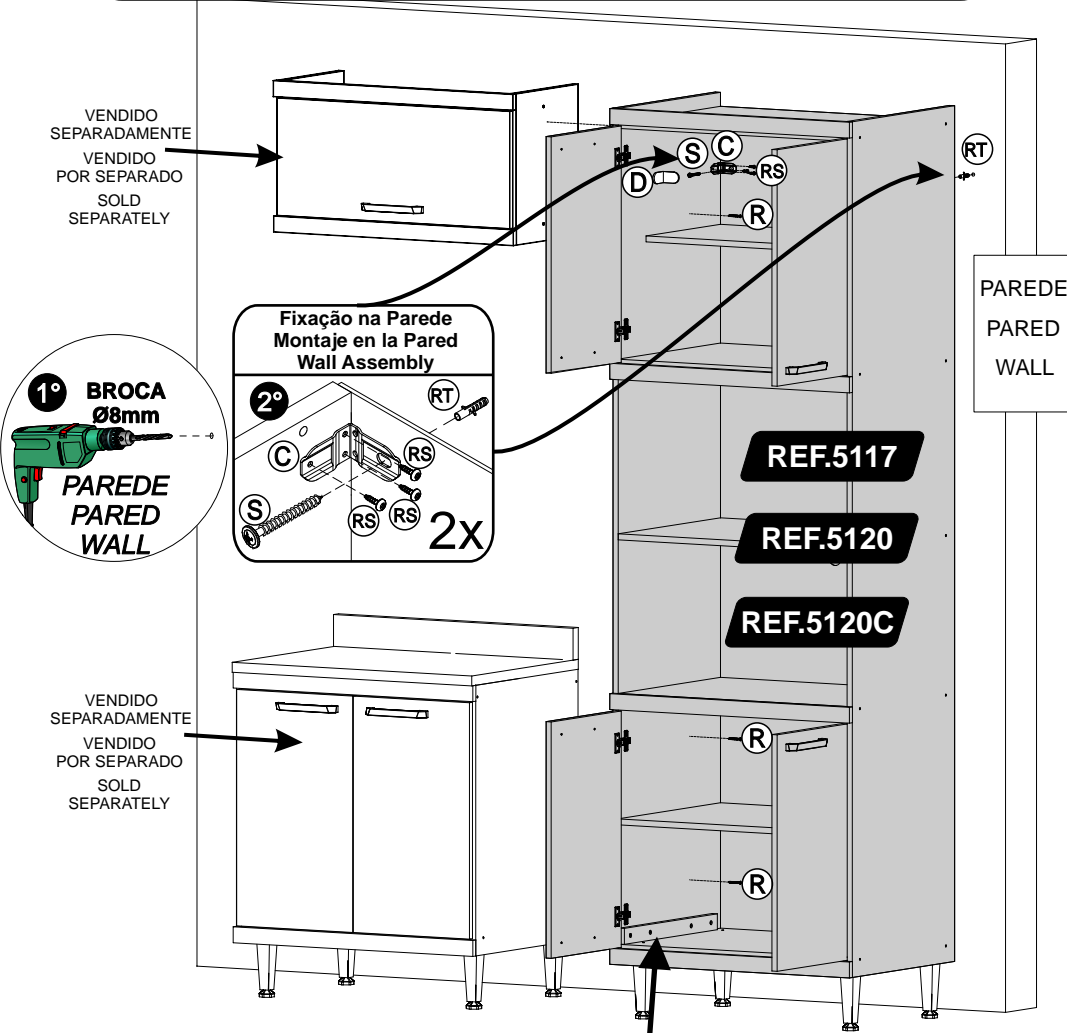


**OBRIGATÓRIO FIXAR NA PAREDE**  
**OBLIGATORIO DE FIJAR EN LA PARED**  
**MANDATORY TO FIX ON THE WALL**

**INSTRUÇÕES DE MONTAGEM**  
**INSTRUCCIONES DE ARMADO**  
**ASSEMBLY INSTRUCTIONS**

REF.: 5120/5120C  
 REF.: 5117

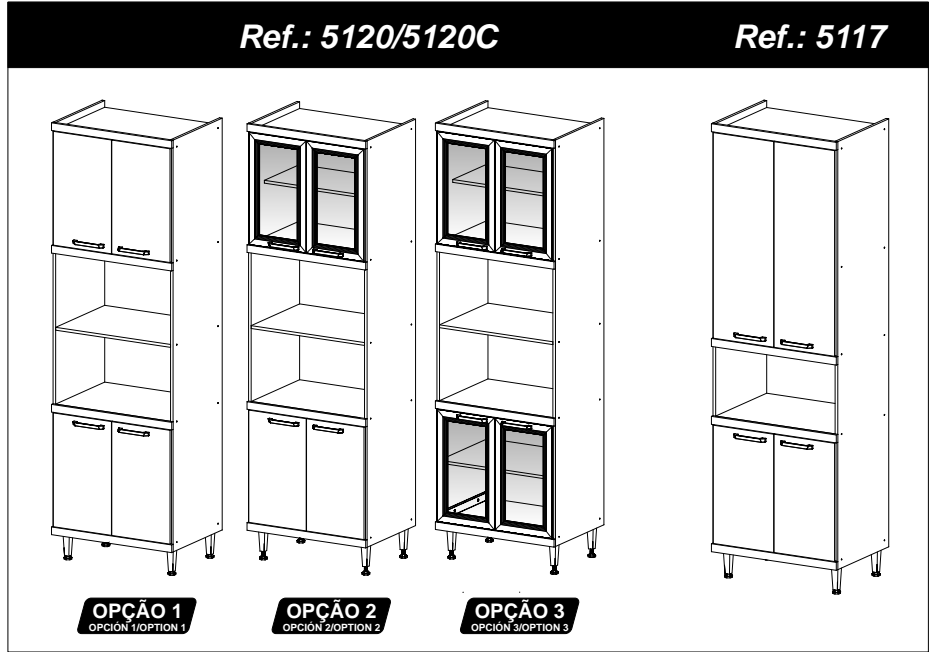
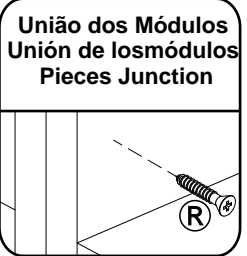
REF.: 5120/5120C/5139/5141/5142/5145/5148/5153/5159/5161/  
 5162ML/5163/5168/5169/5802/5803/5806/5807/5808/5809/5814/  
 5815/5822/5823/5828/5829/5830/5831/5831MM/5832/5833/5834/  
 5835/5843/5844/5851/5852



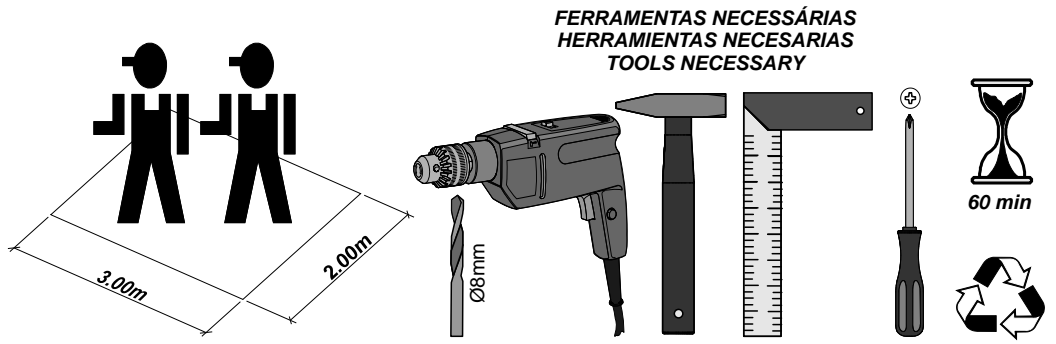
**OBRIGATÓRIO FIXAR A PEÇA 423**  
**FIJACIÓN DE LA PARTE OBLIGATORIA 423**  
**MANDATORY FIXING THE PART 423**

**MULTIMÓVEIS**  
*decor*


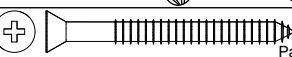
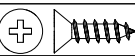

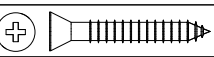
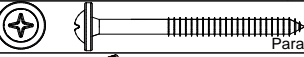
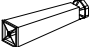



Rua Beatriz Dall' Onder, 266, Fone:(54) 2102 4000, FAX:(54) 2102 4050  
 CEP 95706-350 - BENTO GONÇALVES - RS - BRASIL  
 CNPJ: 00.349.443/0001-92  
 e-mail: multimoveis@multimoveis.com / site: www.multimoveis.com



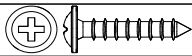
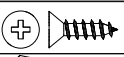



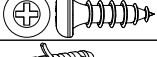



**OBRIGATÓRIO FIXAR NA PAREDE**  
**OBLIGATORIO DE FIJAR EN LA PARED**  
**MANDATORY TO FIX ON THE WALL**



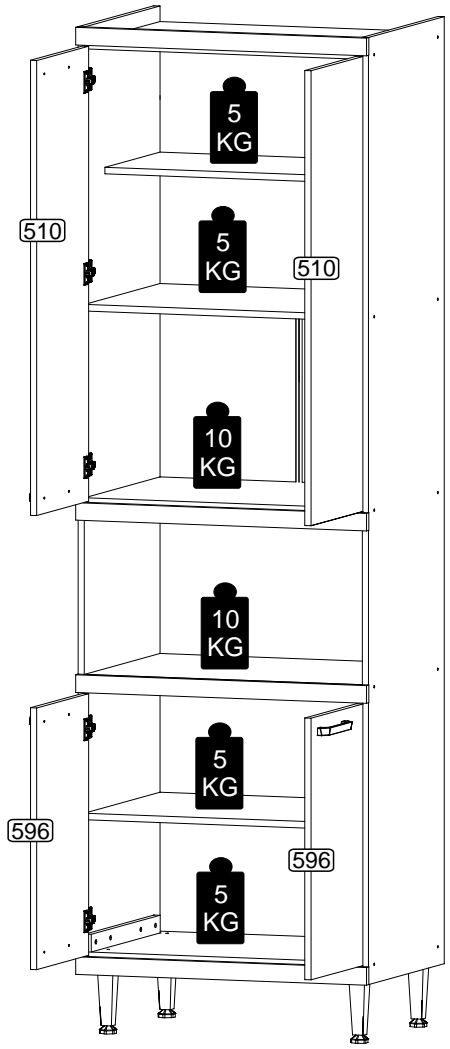
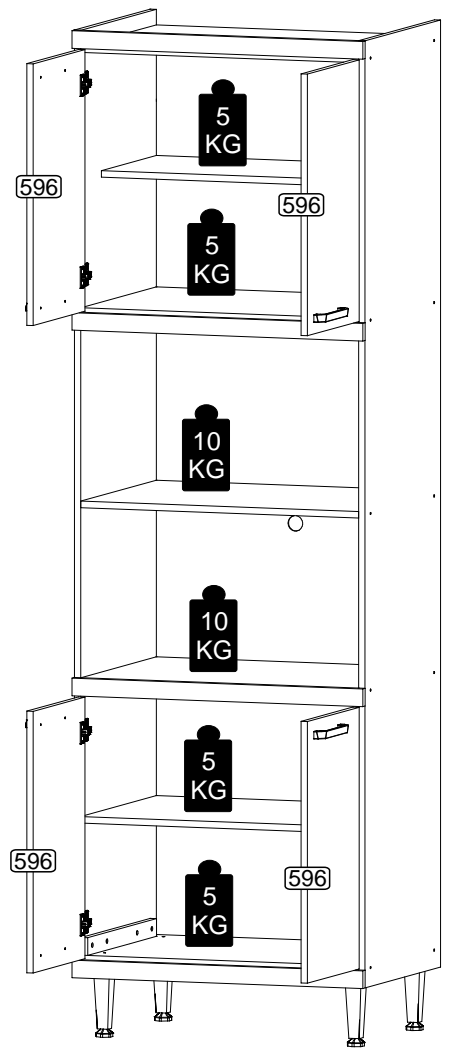
**LISTA DE FERRAGENS / LISTA DE MATERIALES / HARDWARE LIST**

A		Tampa Adesiva	24
B		Parafuso 4,5 x 50	20
E		Parafuso 3,5 x 14	32
H		Cavilha 6,0 x 30	08
R		Parafuso 4,0 x 25	04
S		Parafuso 5,0 X 45	06
X		Pé com Regulagem	04
Y		Prego 10 x 10	65
AA		Dobradiça	08
AE		Fixador de Costas	19

AT		Cantoneira Plástica	12
BX		Bisnaga de Cola 5g	01
BW		Parafuso 3,5 x 25	16
CC		Parafuso 3,5 X 12	24
XX		Puxador 160mm	04
C		Suporte Aéreo	02
D		Capa p/ Suporte Aéreo	02
RS		3,5 x 14	06
RT		Bucha Ø8mm	02

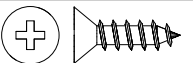
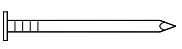


Passo  
Paso  
Step **04**

**OBRIGATÓRIO FIXAR NA PAREDE  
OBLIGATORIO DE FIJAR EN LA PARED  
MANDATORY TO FIX ON THE WALL**



**Somente na Ref.: 5117**

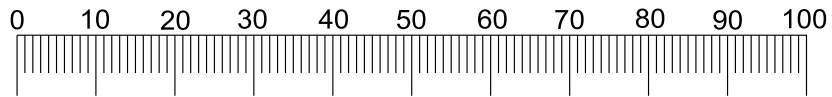
Ref.: 5117 solamente / Ref.: 5117 only

E		Parafuso 3,5 x 14	08
Y		Prego 10 x 10	15
AA		Dobradiça	02
AE		Fixador de Costas	08

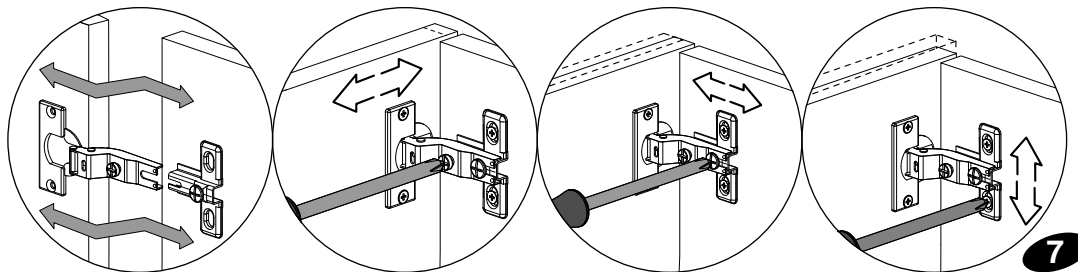
**OBRIGATÓRIO FIXAR NA PAREDE  
OBLIGATORIO DE FIJAR EN LA PARED  
MANDATORY TO FIX ON THE WALL**

Utilizar a régua abaixo para medir as ferragens:

Utilizar la regla abajo para medir los herrajes: Use the ruler below to measure the hardware:

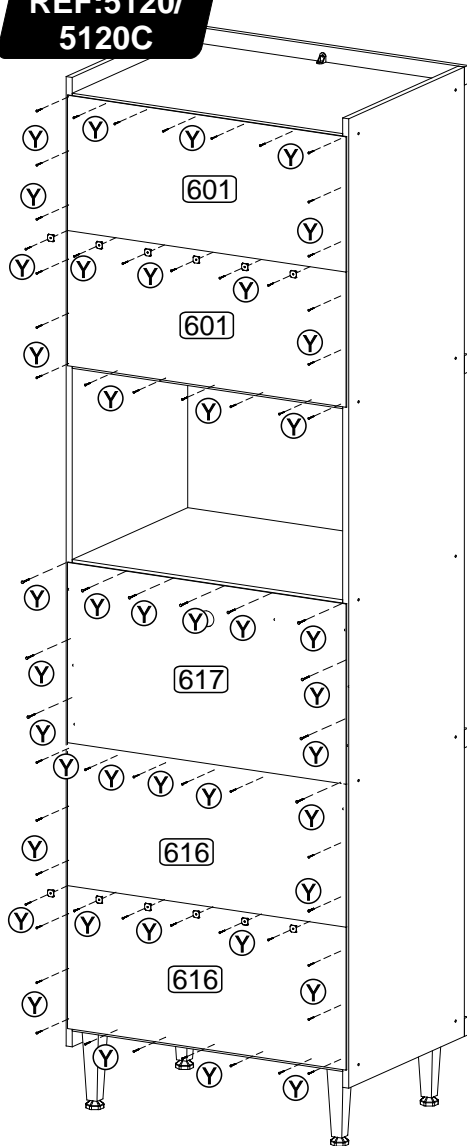


Medidas em mm / Medidas en mm / Measurements in mm


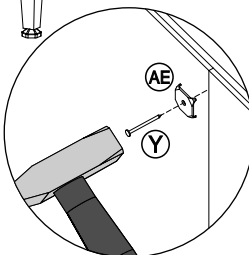
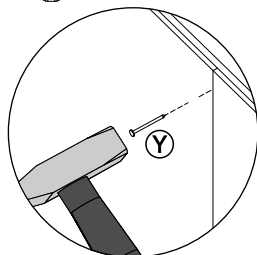
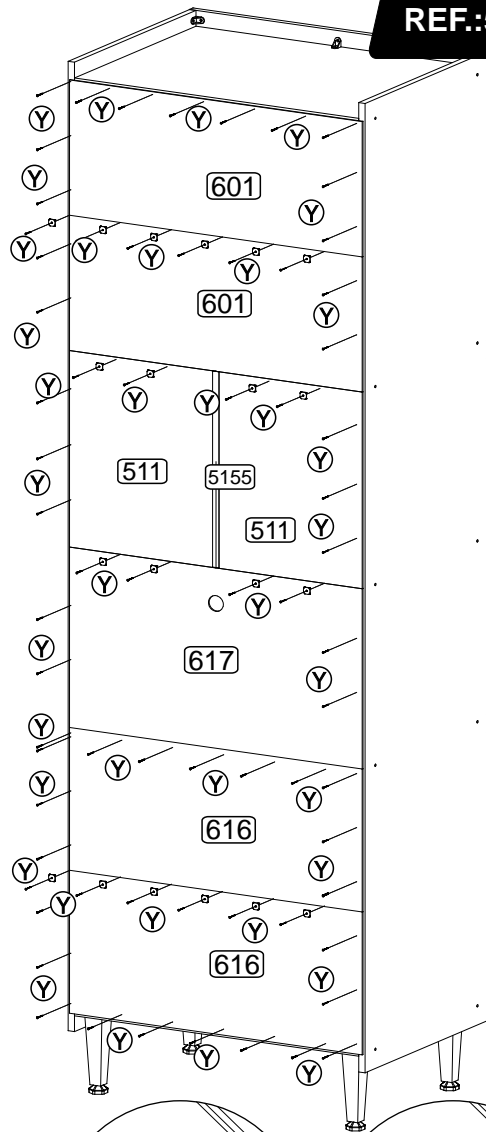


# OBRIGATÓRIO FIXAR NA PAREDE OBLIGATORIO DE FIJAR EN LA PARED MANDATORY TO FIX ON THE WALL

REF:5120/  
5120C



REF.:5117

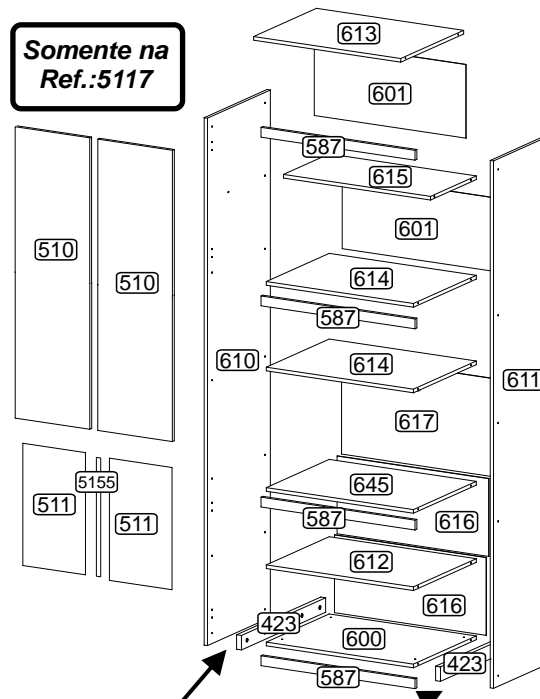


Senhor montador!  
Informamos que a numeração  
das peças encontra-se no  
topo das mesmas conforme  
desenho acima.

Señor Armador!  
Les informamos que la  
numeración de las  
piezas encuentranse  
arriba de las mismas, de  
acuerdo al modelo arriba.


Dear Assembler!  
We inform you that the  
number of each piece is  
located on the top of it,  
according to the  
model shown above.

Somente na  
Ref.:5117



OBRIGATÓRIO FIXAR A PEÇA 423  
FIJACIÓN DE LA PARTE OBLIGATORIA 423  
MANDATORY FIXING THE PART 423

Somente na  
Ref.:5120/5120C



**POR**

## LISTA DE PEÇAS

N°	DENOMINAÇÃO
587	MOLDURA
596	PORTA
600	BASE
601	COSTA SUPERIOR
610	LATERAL ESQUERDA
611	LATERAL DIREITA
612	PRATELEIRA CAVILHA INF.
613	TAMPO
614	PRATELEIRA
615	PRATELEIRA CAVILHA SUP.
616	COSTA INFERIOR
617	COSTA C/ FURO
645	PRATELEIRA INFERIOR
510	PORTA MAIOR
511	COSTA MENOS
5155	PERFIL I
423	TRAVESSA
2100	MOLDURA COM VIDRO MENOR

**ESP**

## LISTA DE PIEZAS

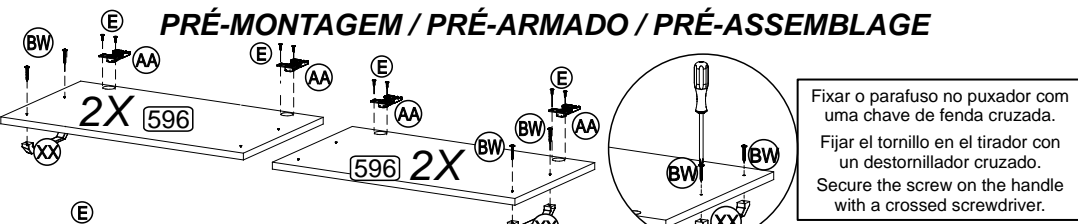
N°	DENOMINACIÓN
587	MOLDURA
596	PUERTA
600	BASE
601	RESPALDO SUPERIOR
610	LATERAL IZQUIERDA
611	LATERAL DERECHA
612	ESTANTE TARUGO INF.
613	TAPA
614	ESTANTE
615	ESTANTE TARUGO SUP.
616	RESPALDO INFERIOR
617	FONDO CON AGUJERO
645	ESTANTE INFERIOR
510	PUERTA MAIORR
511	RESPALDO MENOR
5155	PERFIL I
423	TRAVESSA.
2100	MOLDURA COM VIDRIO MENOR

**ENG**

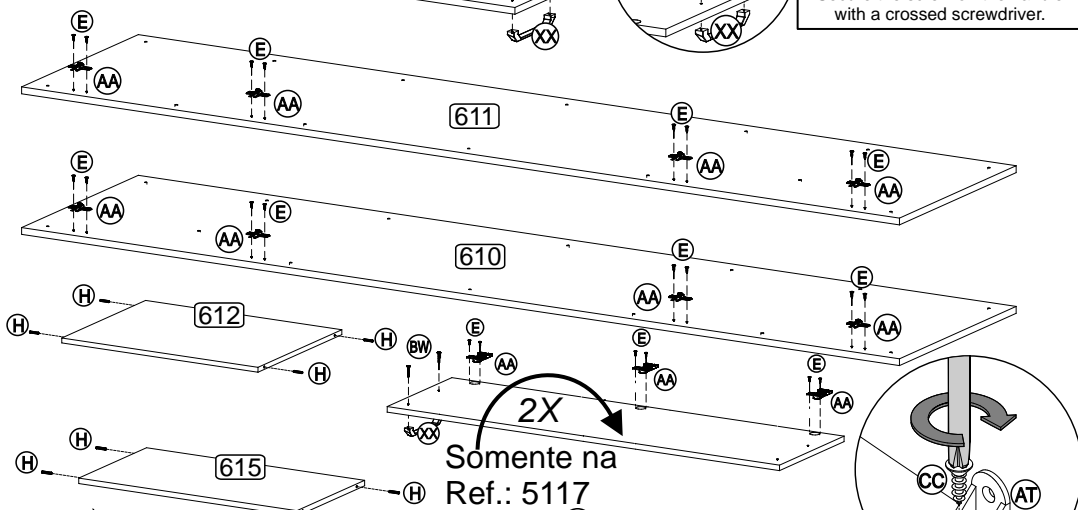
## PART LIST

N°	DESCRIPTION
587	FRAME
596	DOOR
600	BASE
601	UPPER BACK
610	LEFT SIDE
611	RIGHT SIDE
612	BOLT SHELF
613	TOP
614	SHELF
615	LOWER BOLT SHELF
616	LOWER BACK
617	BACK WITH HOLE
645	LOWER SHELF
510	LARGER DOOR
511	SMALLER BACK
5155	PROFILE I
423	SERVING DISH
2100	SMALLER FRAME GLASS

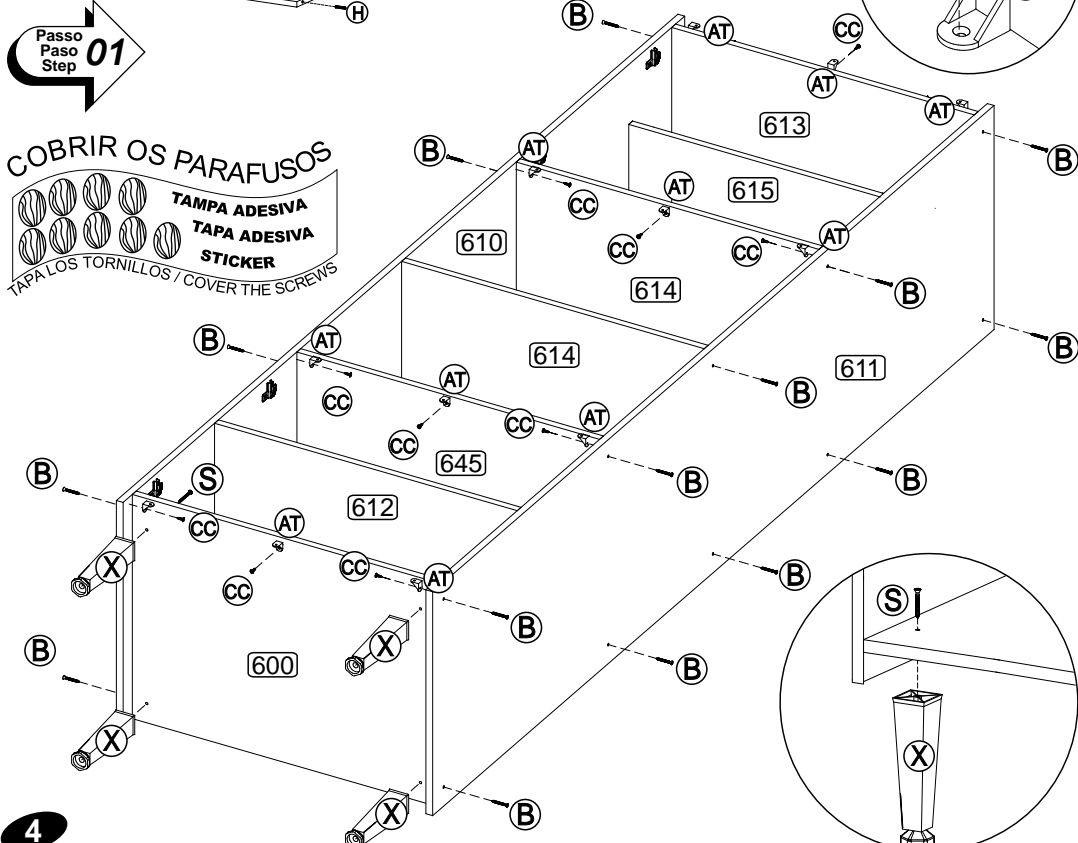
**PRÉ-MONTAGEM / PRÉ-ARMADO / PRÉ-ASSEMBLAGE**



Fixar o parafuso no puxador com uma chave de fenda cruzada.  
Fijar el tornillo en el tirador con un destornillador cruzado.  
Secure the screw on the handle with a crossed screwdriver.



2X  
Somente na Ref.: 5117



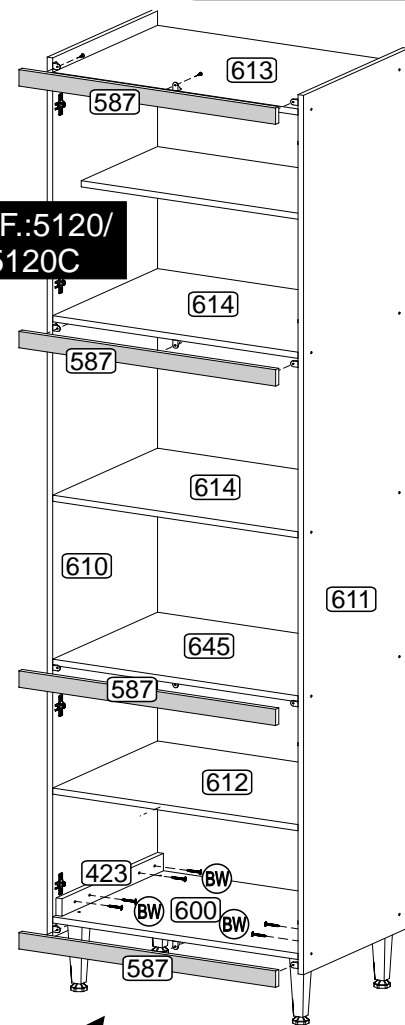
**COBRIR OS PARAFUSOS**  
TAMPA ADESIVA  
TAPA ADESIVA  
STICKER  
TAPA LOS TORNILLOS / COVER THE SCREWS

4

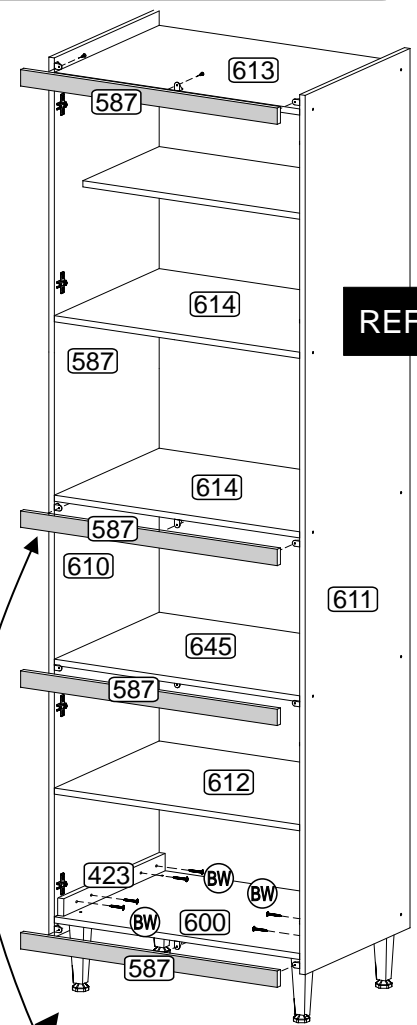
Passo  
Paso  
Step  
**02**

**OBRIGATÓRIO FIXAR NA PAREDE**  
**OBLIGATORIO DE FIJAR EN LA PARED**  
**MANDATORY TO FIX ON THE WALL**

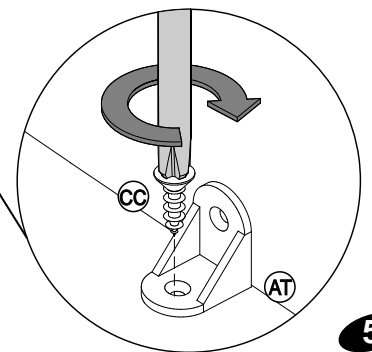
REF.:5120/  
5120C



REF.:5117



**OBRIGATÓRIO FIXAR A PEÇA 423**  
**FIJACIÓN DE LA PARTE OBLIGATORIA 423**  
**MANDATORY FIXING THE PART 423**



5