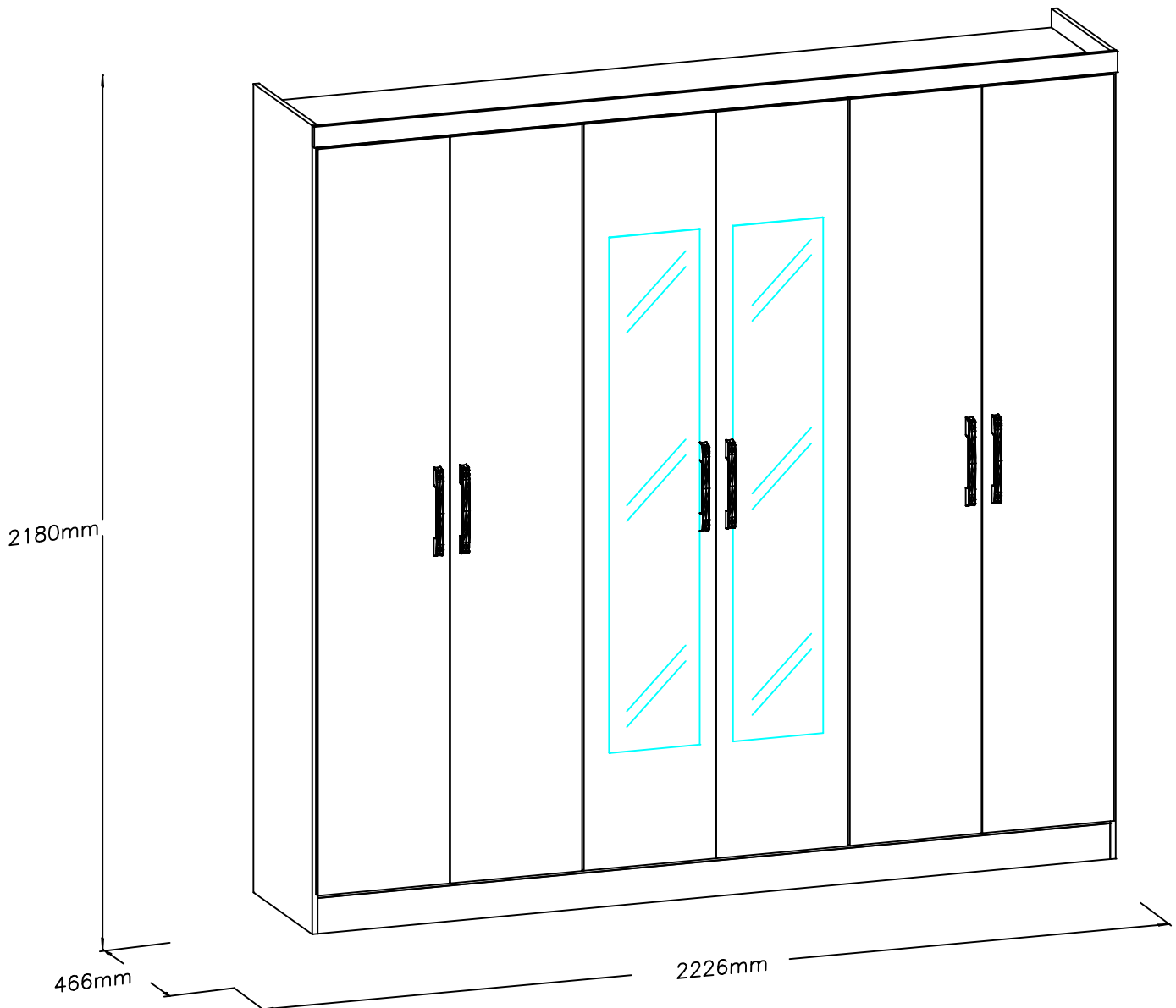


# MANUAL DE MONTAGEM

## INSTRUCCIONES DE MONTAJE

### ASSEMBLY INSTRUCTIONS



## ATENÇÃO / PRECAUCIÓN / ATTENTION:

- 1 – Ler atentamente todo o manual antes de iniciar a montagem do móvel.
- 2 – A montagem deve ser feita em uma superfície plana e limpa.
- 3 – Recomenda-se utilizar a embalagem do móvel para forrar e chão e assim não danificá-lo.
  - 1 – Lea cuidadosamente todo el manual antes de comenzar el montaje.
  - 2 – La instalación debe hacerse sobre una superficie plana y limpia.
  - 3 – Recomanda ser utilizado para empaquetar móvel a la línea y tierra y por lo tanto dañar ellos.
- 1 – Read the entire manual carefully before starting the furniture assembly.
- 2 – The assembly must be done on a flat and clean surface.
- 3 – It is recommended to use the packaging of the furniture to cover and floor and thus not to damage them.

## LIMPEZA E CONSERVAÇÃO / LIMPIEZA Y CONSERVACIÓN / CLEANLINESS AND CONSERVATION:

A limpeza do móvel deve ser feita com utilização de pano umedecido com água, podendo conter uma pequena quantidade de álcool. Não utilize produtos abrasivos.

La unidad de limpieza se debe realizar con el uso de paño humedecido con agua y puede contener una pequeña cantidad de alcohol. No utilice productos abrasivos.

The furniture should be cleaned with a cloth dampened with water and may contain a small amount of alcohol. Do not use abrasive products.

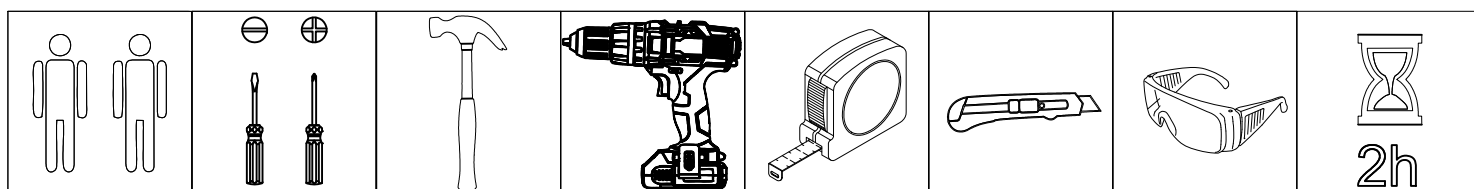
## GARANTIA / GARANTÍA / WARRANTY:

90 dias para defeitos de fabricação.

90 días a defectos de fabricación.

90 days for manufacturing defects.

## FERRAMENTAS NECESSÁRIAS / HERRAMIENTAS NECESARIAS / TOOLS REQUIRED:



Acesse as dicas de  
montagem no Youtube

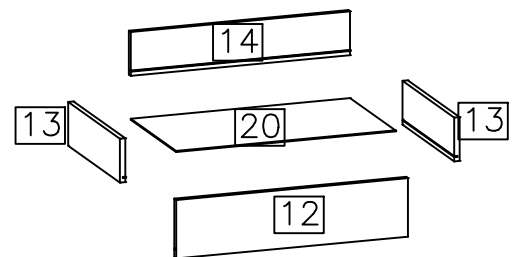
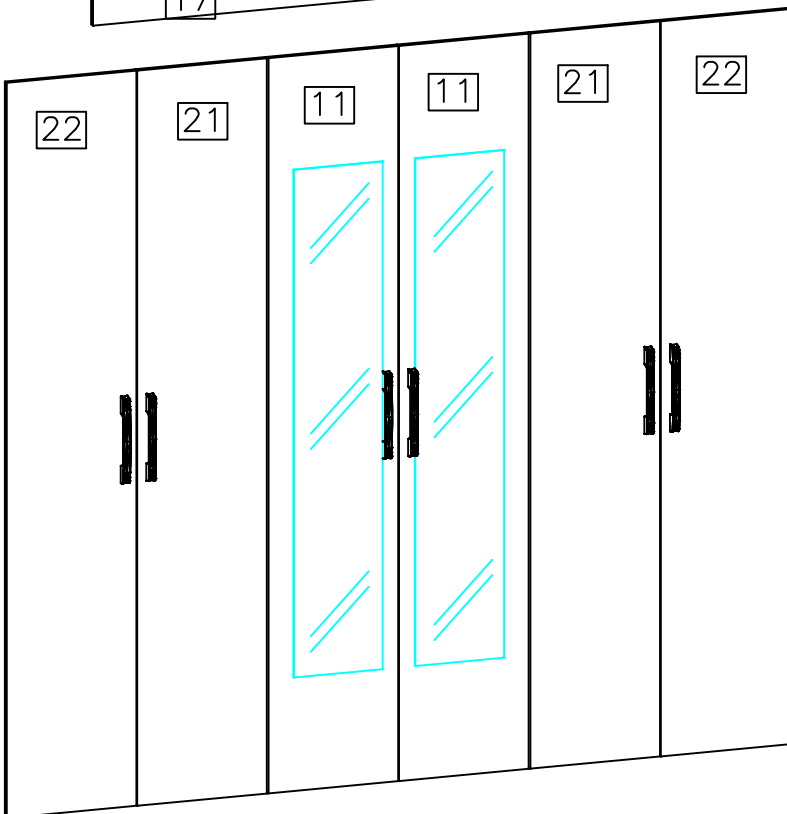
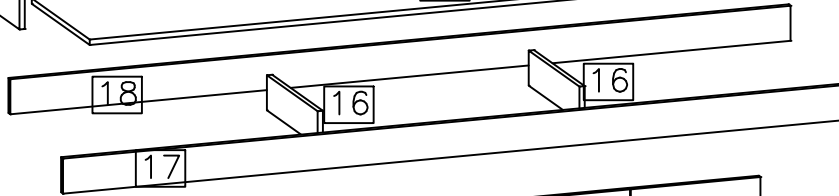
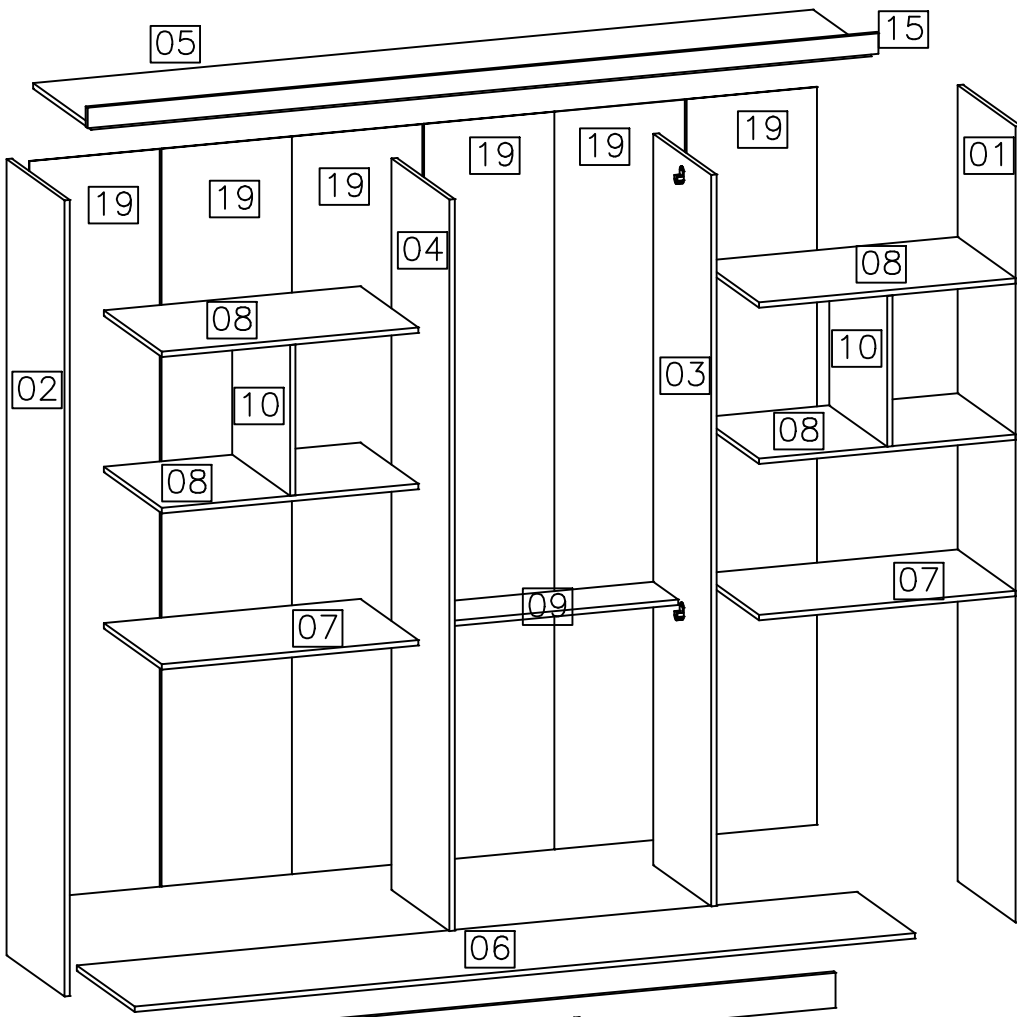
Accede a los consejos de  
montaje en Youtube.


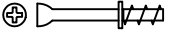

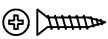



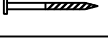


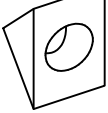
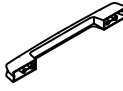
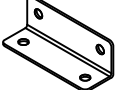

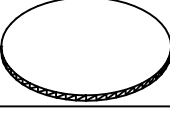
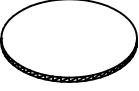

Access the mounting tips on  
Youtube.

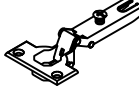


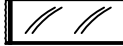


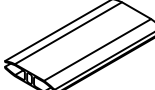
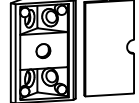



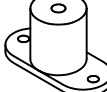
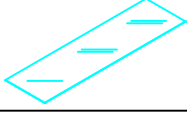

[www.youtube.com/MoveisKappesberg](http://www.youtube.com/MoveisKappesberg)



Lista de peças / Lista de piezas / List of pieces								
Código/ Código/ Code	Descrição	Descripción	Description	Quantidade/ Cantidad / Amount	Comprimento/ Longitud/ Length (mm)	Largura/ Ancho/ Width (mm)	Espessura/ Espesor/ Thickness (mm)	Caixa/ Caja/ Box
01	Lateral direita	Lateral derecha	Right side	1	2180	448	15	A
02	Lateral esquerda	Lateral izquierda	Left side	1	2180	448	15	A
03	Divisória direita	Divisoria derecha	Right partition	1	2003	448	15	C
04	Divisória esquerda	Divisoria izquierda	Left partition	1	2003	448	15	C
05	Chapéu	Pieza de techo	Top	1	2196	448	15	A
06	Base	Pieza de suelo	Base	1	2196	448	15	A
07	Tampo de gaveta	Tapa del cajón	Top of drawers	2	722	448	15	C
08	Prateleiras	Estanterías	Shelf	4	722	448	15	C
09	Prateleira do calceiro	Estante de calzado	Footwear shelf	1	722	192	15	C
10	Divisória da colmeia	Partición de colmena	Hive partition	2	413	448	15	C
11	Porta central com espelho	Puerta central con espejo	Central door with mirror	2	2013	365	15	B
12	Frente de gaveta	Frente de cajón	Front drawer	3	652	160	15	A
13	Lateral de gaveta	Lateral de cajón	Side drawer	6	400	120	15	C
14	Cabeceira de gaveta	Cabecera de cajón	Back drawer	3	617	120	15	A
15	Rodaforro	Marco superior	Upper frame	1	2227	56	15	A
16	Rodapé interno	Zócalo interno	Internal baseboard	2	392	96	15	C
17	Rodapé frontal	Zócalo de frente	Frontal baseboard	1	2196	96	15	A
18	Rodapé traseiro	Zócalo trasero	Back baseboard	1	2196	96	15	A
19	Costa maior	Pieza major del fondo	Bottom larger	6	2023	367	3	A
20	Fundo de gaveta	Fondo de cajón	Bottom drawer	3	630	398	3	C
21	Porta central	Puerta central	Central door	2	2013	365	15	B
22	Portas laterais	Puerta laterales	Side door	2	2013	365	15	B



Ferragem / Herrajes / Hardware			
	Código/ Código/ Code	Descrição / Descripción / Description	Quan./ Cant./ Amou.
A	226	 Parafuso/Tornillo/ Screw 4x40	56
B	30945	 Parafuso Minifix/ Tornillo/ Screw	8
C	14773	 Parafuso/ Tornillo/ Screw 3,5x25	12
D	5256	 Parafuso/ Tornillo/ Screw 4X20	12
E	4214	 Parafuso/ Tornillo/ Screw 3,5x14	112
F	1925	 Cavilha/Tarugo/Peg 6x50mm	4
G	1802	 Cavilha/Tarugo/Peg 6x30mm	68
H	108	 Prego/Clavo/Nail 12x12	8
I	107	 Prego/Clavo/Nail 10x10	125
J	30950	 Tambor Minifix/Cilindro/Drum	8
K	18458	 Suporte triangular preto/Soporte triangular negro/Black triangular support	12
L	53179	 Puxador canyon/Asar/Handle Champagne 192mm	6
M	899	 Cantoneira de metal/Cantón de metal/Metal angle bracket	4
N	43136	 Trilho telescópico mini light/Corredera de metal/Metal slide 350mm	3
O	FROW=51256 (Freijo)	 Tapa furo/Tapa del agujero/Tap hole 19mm	8
P	FROW=51255 (Freijo)	 Tapa furo/Tapa del agujero/Tap hole 13mm	62
Q	1901	 Sapata deslizadora preta/Zapata negra/Shoe black	8

R	47	 Dobradiça curva/Bisangra/Hing e 35mm	18
S	47	 Calço para dobradiça/Calso/Shi m	18
T	47	 Parafuso da dobradiça/ Tornillo del bisangra/Hinge screw 4,0x14	72
U	41	 Cola branca em bisnaga/Cola blanca/White glue (10g)	1
V	41921	 Suporte cabideiro metal/Soporte percha/Clothes rack	4
W	1423	 Fixador de costa/Fijador de costa/Shore Fixer	40
X	FROW=53163 (Carvalle)	 Perfil H/Perfil de acabado/Finishing profile 2003mm	3
Y	FROW= 52589 (Freijo/Nature)	 Cantoneira plástica com capa/Cantoneira plástica con tapa/Plastic ledge with cover	6
Z	36301	 Roliço oblongo/Percha /Rack 15x27 de metal 716mm	2
AA	85	 "L" de metal/Cantón "L" de metal/Metal angle bracket "L"	5
AB	58	 Etiqueta marca/Tag label "Kappesberg"	1
AC	1482	 Afastador/Separador /Retractor de 25mm cinza	12
AD	53180	 Espelho/Espejo/ Mirror 1390x250x3mm	2
AE	51980	 Parafuso/ Tornillo/ Screw 4,5x50	8
01 Saco médio para acessórios			
01 Saco médio para puxadores			
01 Saco grande para dobradiças			



