

ME - 4137

Instruções de Montagem Assembly Instructions Instrucciones de Montaje

Acesse Vídeos de Montagens
Access Mounting Videos
Acceder a los Vídeos de Montaje
www.tecnomobili.ind.br

tecnomobili

Estrada RSC 453, Km s/n° | Garibaldi | RS
CEP: 95720-000 | Fone / Fax: 54.3464.2050
sac@moveisvideira.com.br

Notas Especiais:

01 - Examine completamente todas as peças do móvel antes de começar o trabalho.

02 - Recomenda-se montar o móvel conforme este Manual de Montagem.

03 - É de responsabilidade do montador seguir as instruções do Manual de Montagem, que são fundamentais para garantir a estrutura do móvel.

04 - Para limpeza, utilizar somente pano úmido e sabão neutro.

Special notes:

01 - Check all parts of the unit thoroughly before starting work.

02 - It is recommended to assemble the furniture according to this Installation Manual.

03 - It is the responsibility of the assembler to follow the instructions in the Assembly Manual, which are essential to ensure the structure of the furniture.

04 - For cleaning use only damp cloth and neutral soap.

Notas especiales:

01 - Examine completamente todas las piezas del mueble antes de iniciar el trabajo.

02 - Se recomienda montar el mueble conforme el Manual de Ensamblaje.

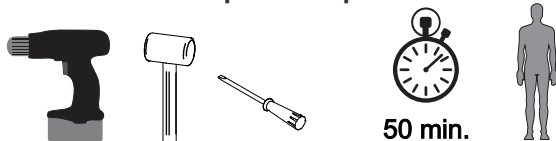
03 - Es de responsabilidad del montador seguir las instrucciones del Manual de Ensamblaje, que son fundamentales para garantizar la estructura del mueble.

04 - Para limpieza solamente usar trapo húmedo y jabón neutro.

Guarante certificate:

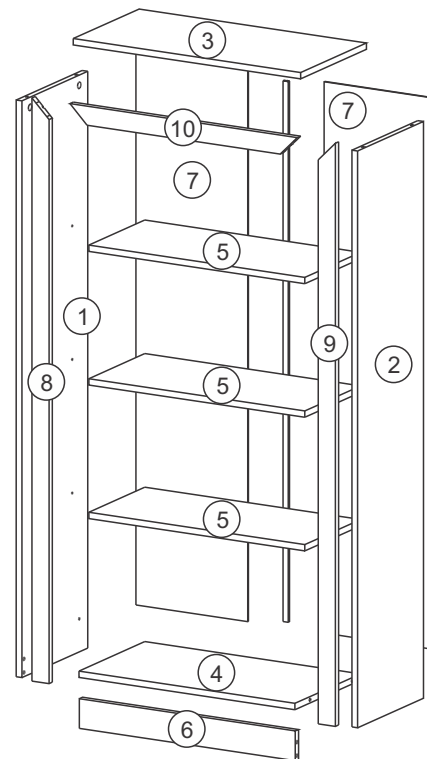
The guarantee of products manufactured by Móveis Videira LTDA covers any defects / manufacturing defects, within the period established by the Consumer Protection Code, in its Article 26, II, which provides for a legal guarantee of ninety (90) days.













Ferramentas | Tools | Herramientas

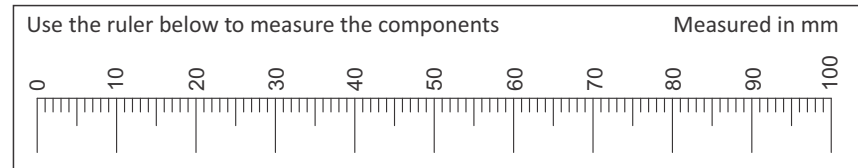


Lista de Peças / List of pieces / Lista de piezas

CÓD	DESCRIÇÃO	DESCRIPTION	DESCRIPCIÓN	QTD	RAW MATERIAL	DIMENSION
01	Lateral Esquerda	Left Side	Lateral Izquierda	1	MDP 15mm	1360x300x15
02	Lateral Direita	Right Side	Lateral Derecha	1	MDP 15mm	1360x300x15
03	Tampo	Top	Tapa	1	MDP 15mm	598x300x15
04	Base	Base	Base	1	MDP 15mm	568x300x15
05	Prateleira Móvel	Mobile Shelf	Estante Mobile	3	MDP 15mm	450x250x15
06	Rodapé	Footer	Pie	1	MDP 15mm	568x70x15
07	Costa	Back	Revés	2	Chapa Dura 3mm	1300x294x3
08	Travessa Esquerda	Left Traverse	Traviesa Izquierda	1	MDP 15mm	1375x45x15
09	Travessa Direita	Right Traverse	Traviesa Derecha	1	MDP 15mm	1375x45x15
10	Travessa	Traverse	Traviesa	1	MDP 15mm	598x45x15



REF	DESCRIÇÃO	QTD
A	 8x30mm	04
B	 Parafuso 3,5 x 16mm CF	20
C	 34x7mm Parafuso Minifix	08
D	 15x12mm Tambor Minifix	08
E	 7x5x14mm Malhete	04
F	 OU  22x17x12mm Suporte Angular	10
G	 14x8x5mm Suporte Prateleira 5x8 c/ Estria	12
H	 22x3mm Prego 10x10	30
I	 14x4mm Sapata Deslizadora	04
J	 Adesivo Tapa Furo	04
K	 Perfil I 1275mm	01



Revisão: 00
Data: 17/11/2017

