

Item	Caixa Box	Qty	Descrição / Descripción	Medidas (mm) Dimensions (mm) Size (measurements) (mm)	Código das Peças Código de las piezas Parts Code
01=03	3/6	01	Rodapé Rodapié Baseboard	2473x73x15	03271379
02	1/6	02	Travessa do rodapé Carril pie Baseboard crosspiece	478x73x15	03301389
03=01	1/6	01	Rodapé Rodapié Baseboard	2473x73x15	03271379
04	1/6	01	Moldura Inferior Marco Inferior Lower Frame	2597x89x15	03161377
05	3/6	01	Base Base Base	2473x540x15	03293228
06	1/6	01	Lateral esquerda Lateral izquierda Left side	2350x540x15	03153321
07	2/6	01	Divisão esquerda División izquierda Left Division	1786x450x15	03061451
08=18	4/6	01	Prateleira do calceiro Estante del calzón Shelf calceiro	614x400x15	03221367
09	4/6	01	Divisão Gaveta Esquerda División Cajón Izquierdo Left Drawer Split	1042x433x15	03061453
10	4/6	01	Divisão Gaveta Direita División Cajón Derecha Right division Drawer	1042x433x15	03061452
11	2/6	01	Tampo das Gavetas Tapa de los cajones Drawer Top	1215x450x15	03293231
12	2/6	02	Divisão da Colméia División de la Colmena Division Hive	729x400x15	03061449
13	2/6 e 4/6	03	Prateleira da Colméia Estante de la Colmena Hive Shelf	395x395x15	03221366
14	2/6	01	Divisão direita División derecha Right Division	1786x450x15	03061450
15	3/6	01	Chão do maleiro Piso del portaequipajes Floor of the closet top shelf	2473x450x15	03293229
16	1/6	02	Ripa do maleiro Portaequipajes de ripa Lath of the closet top shelf	414x73x15	03250663
17	1/6	01	Lateral direita Lateral derecha Right side	2350x540x15	03153320
18=08	4/6	01	Prateleira do calceiro Estante del calzón Shelf calceiro	614x400x15	03221367
19	3/6	01	Tampo Tapa Top	2473x540x15	03293230
20	1/6 e 2/6	04	Prateleira Móvel Estantería móvil Mobile Shelving	433x270x15	03221368
21	1/6	02	Moldura Lateral Marco lateral Lateral Frame	2188x73x15	03161378
22	1/6	01	Moldura Superior Marco superior frame Superior	2597x73x15	03161379
23	1/6	01	Fundo Superior Fondo Superior Top Bottom	2497x436x3	03111626
24	5/6	03	Fundo Central Fondo Central Central Fund	1808x408x3	03111624
25	6/6	02	Fundo Lateral Fondo Lateral Lateral Background	1808x634x3	03111625
26	5/6 e 6/6	02	Porta Lateral Espelho Puerta Lateral Espejo Mirror Side Door	2187x618x12	03212206
27	5/6 e 6/6	08	Espelho com furo Espejo con orificio Mirror with hole	566x500x3	03039142
28	5/6 e 6/6	02	Porta Puerta Door	2187x618x12	03212205
29	4/6	01	Frente de gaveta Estreita Frente de cajón estrecho Narrow drawer front	670x106x15	03131253
30	1/6	02	Lado de Gaveta Estreito Lado de Gaveta Estrecho Narrow Drawer Side	400x90x15	03140603
31=37=42	3/6	01	Fundo de gaveta Fondo del cajón Drawer bottom	600x411x3	03120532
32	4/6	01	Ripa de Trás Estreita Ripa de Trás Estrecho Narrow Rear lath	619x90x15	03240709
33	1/6	02	Divisória Maior Divisoria Mayor Greater Divisory	589x60x9	03061454
34	1/6	02	Divisória Menor División Menor Small Partition	400x60x9	03061455
35	4/6	02	Frente de Gaveta com Usinagem Frente de Cajón con mecanizado Drawer Front with Machining	670x180x15	03131252
36=41	1/6 e 2/6 e 4/6	04	Lado de gaveta Lado del cajón Side of drawer	400x122x15	03140602
37=31=42	3/6	02	Fundo de gaveta Fondo del cajón Drawer bottom	600x411x3	03120532
38=43	4/6	02	Ripa de trás Malla detrás Rear lath	619x122x15	03240708
39	1/6	02	Vidro Incolor Vidrio Incoloro Colorless glass	540x100x3	03039139
40	4/6	02	Frente de gaveta Frente de cajón Front of drawer	670x180x15	03131251
41=36	4/6	04	Lado de gaveta Lado del cajón Side of drawer	400x122x15	03140602
42=31=37	3/6	02	Fundo de gaveta Fondo del cajón Drawer bottom	600x411x3	03120532
43=38	4/6	02	Ripa de trás Malla detrás Rear lath	619x122x15	03240708

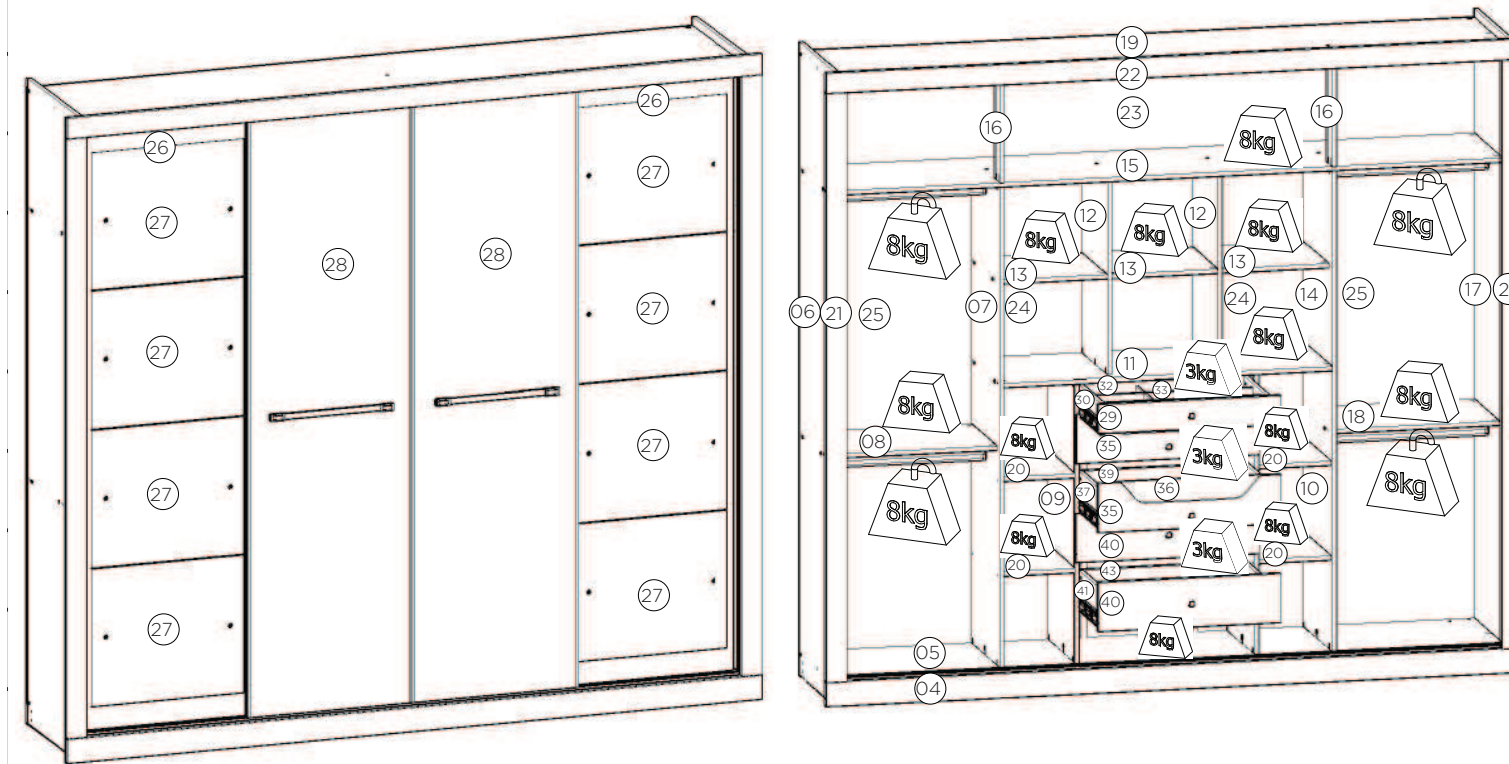


Ind. e Com. de Móveis Henn
Mondai - SC - Brasil
+55 49 3674.3500
@moveishenn
www.henn.com.br

INSTRUÇÕES DE MONTAGEM

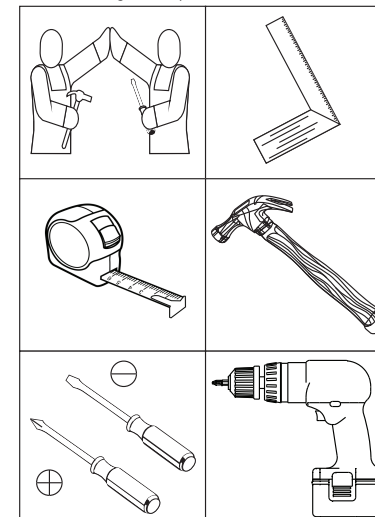
INSTRUCCIONES DE MONTAJE
ASSEMBLY INSTRUCTIONS

ROUPEIRO ELEGANCE 04 PORTAS DESLIZANTES ARMARIO ELEGANCE 04 PUERTAS DESLIZANTES | ELEGANCE 04 WARDROBE SLIDING DOORS D196-05 BRANCO HP | D196-94 RÚSTICO | D196-101 CAFÉ



Pesos máximos recomendados com carga distribuída
Peso máximo recomendado con la carga distribuida
Recommended maximum weights with evenly distributed.

Requisitos para montagem Requisitor para la montaje Assembly Requirements



Imagens meramente ilustrativas
Imágenes meramente ilustrativas
Images for illustration only

AVISO

Para limpeza de seu móvel, use uma flanela seca ou umedecida, e não utilize produtos químicos que possam danificar seu produto.

SISTEMA DE MONTAGEM

O sistema de montagem dos produtos, funciona de acordo com a ordem crescente dos números indicados no desenho. Ex: 01, 02, 03, 04... até a conclusão da montagem.

ADVERTENCIA

Para limpieza de su móvil, use una flanela seca o húmeda, y no utilice productos químicos que puedan dañar su producto.

SISTEMA DE MONTAJE

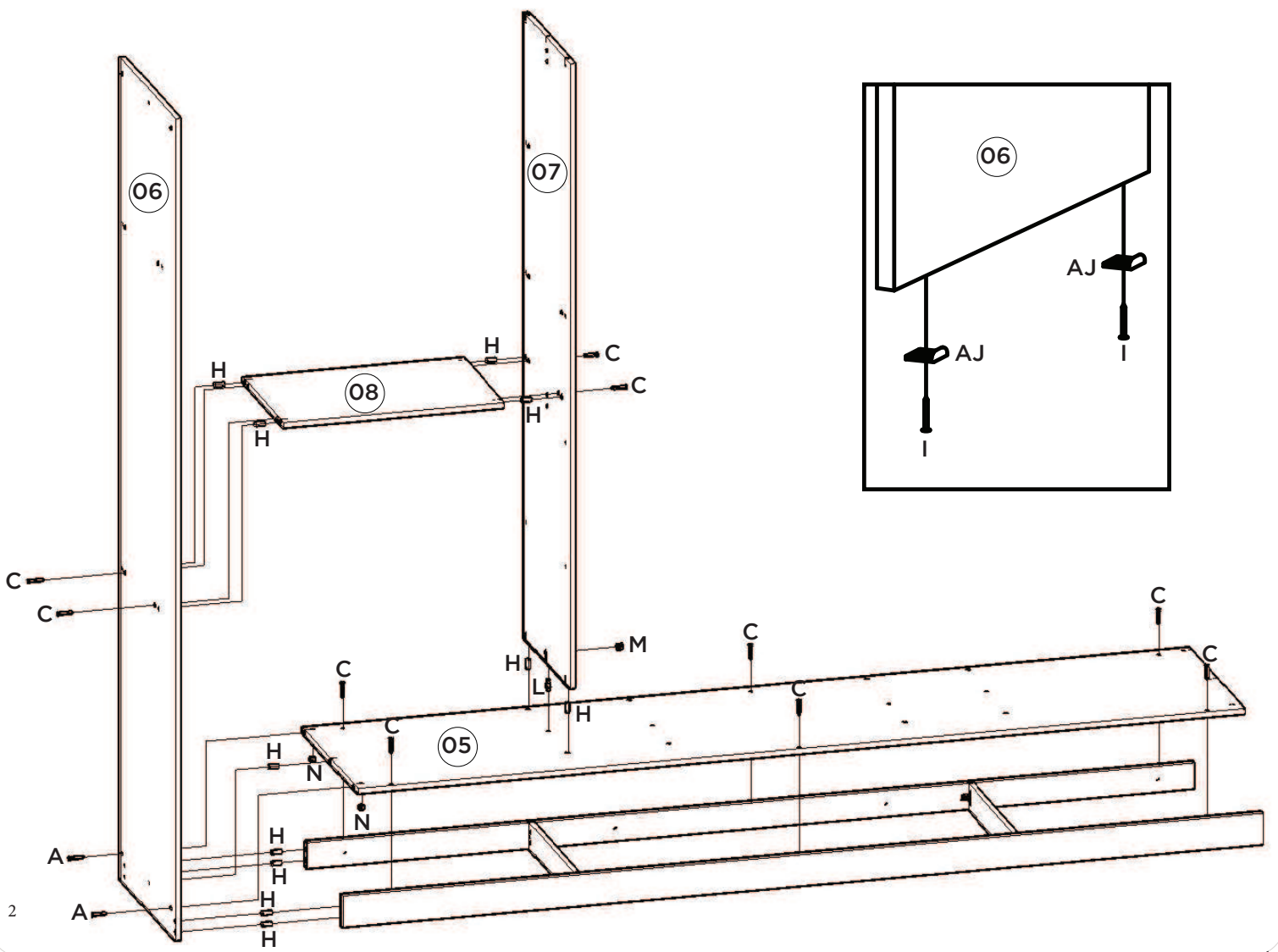
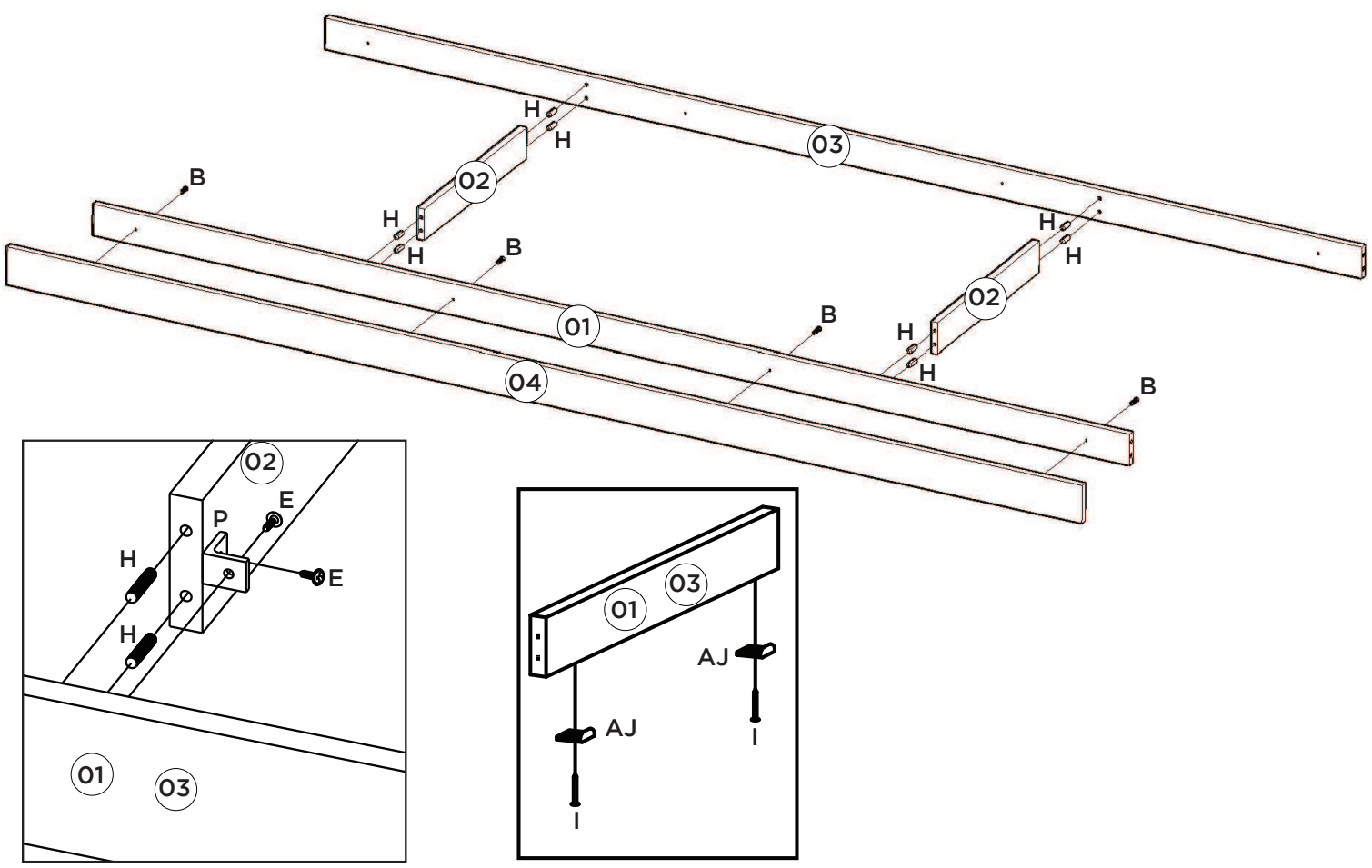
El sistema de montaje de los productos funciona de acuerdo con el orden creciente de los números indicados en el dibujo. Ej.: 01, 02, 03, 04... hasta la conclusión del montaje.

NOTICE

To clean your furniture, use a dry or wet cloth, and do not use chemicals that may damage your product.

ASSEMBLY SYSTEM

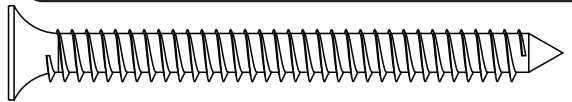
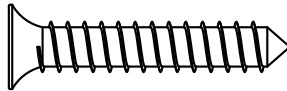
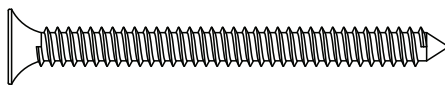
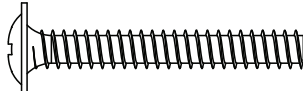
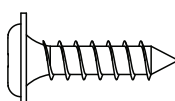
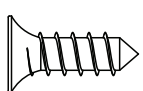



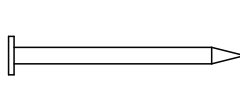
The products' assembly system works according to the increasing order of the indicated numbers. For example: 01, 02, 03, 04 ... to the end of the assembly.







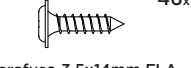
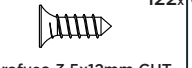





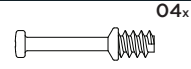





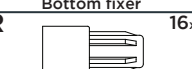








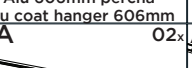

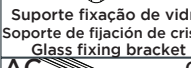

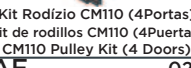


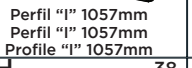





Utilizar componentes abaixo para que sejam conferidos (Escala 1:1)

El uso de componentes a continuación con el fin de conceder (Escala 1:1)

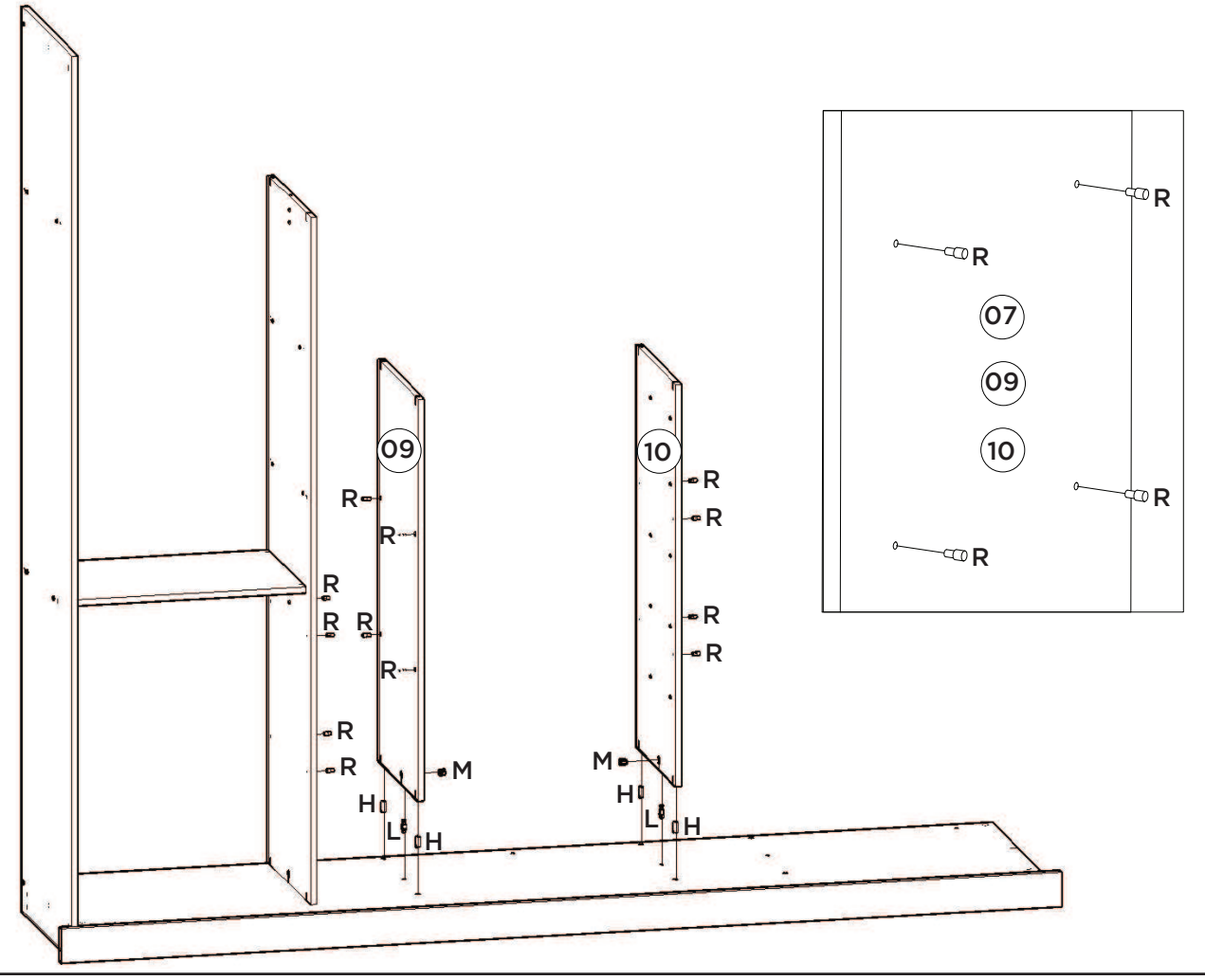
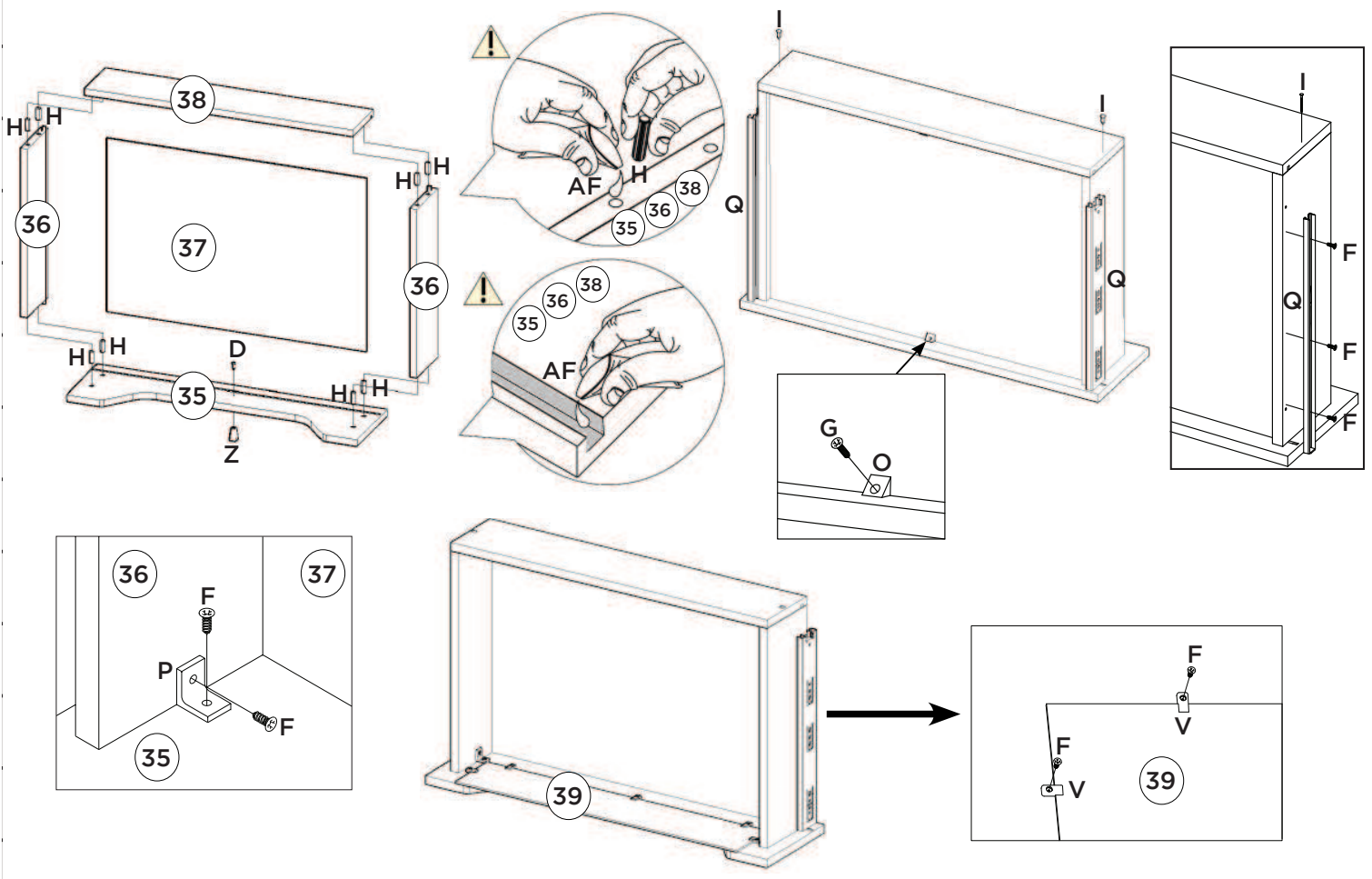
Use components below to be checked (Scale 1: 1)

- A  Parafuso 4,5x50mm CHT.
- B  Parafuso 4,0x25mm CHT.
- C  Parafuso 3,5x40mm CHT.
- D  Parafuso 3,5x25mm FLA.
- E  Parafuso 3,5x14mm FLA.
- F  Parafuso 3,5x12mm CHT.
- G  Parafuso 3,0x16mm CHT.
- H  Cavilha 8x25mm
- I  Prego 12x12 anelado
- J  Prego 10x10

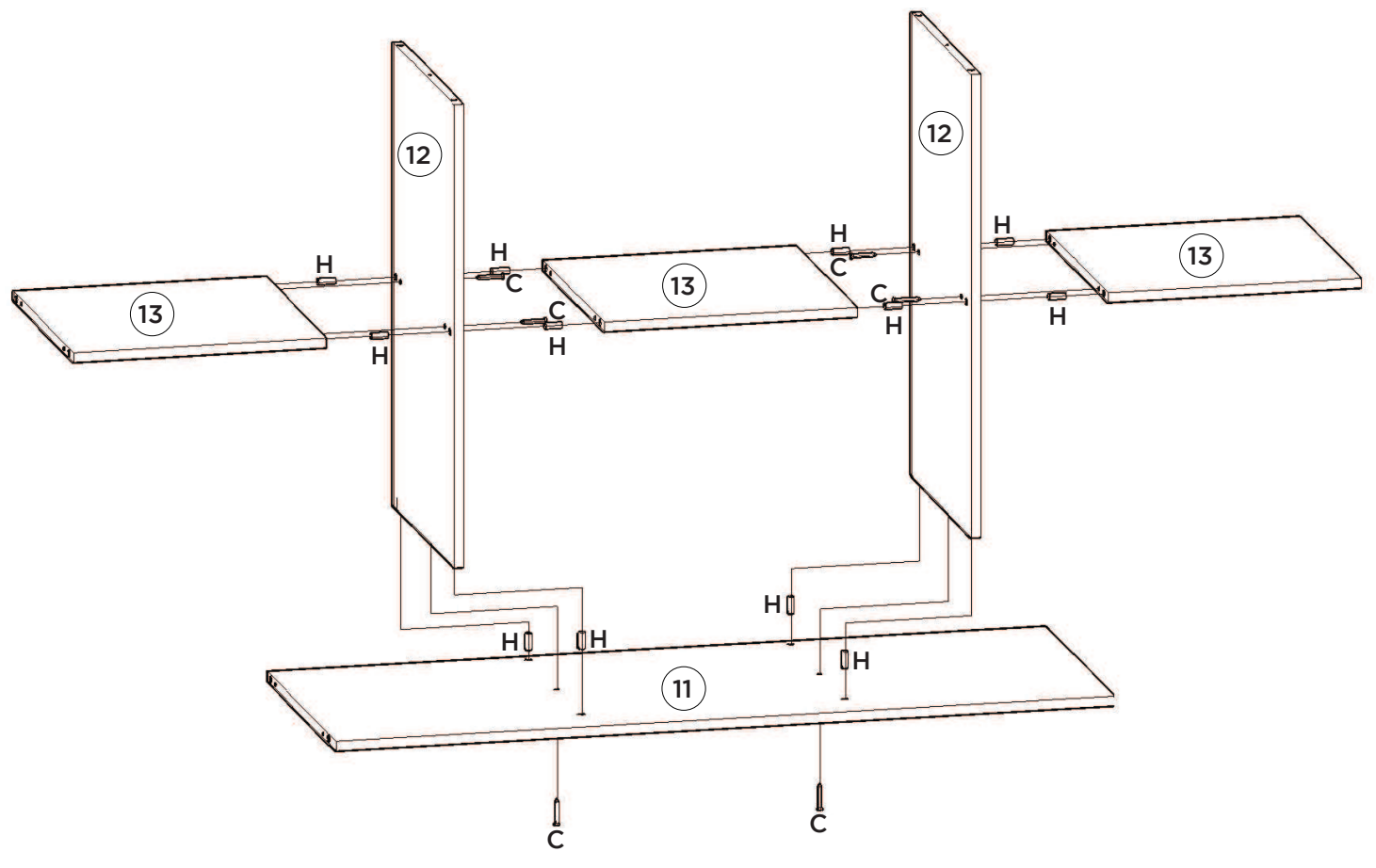
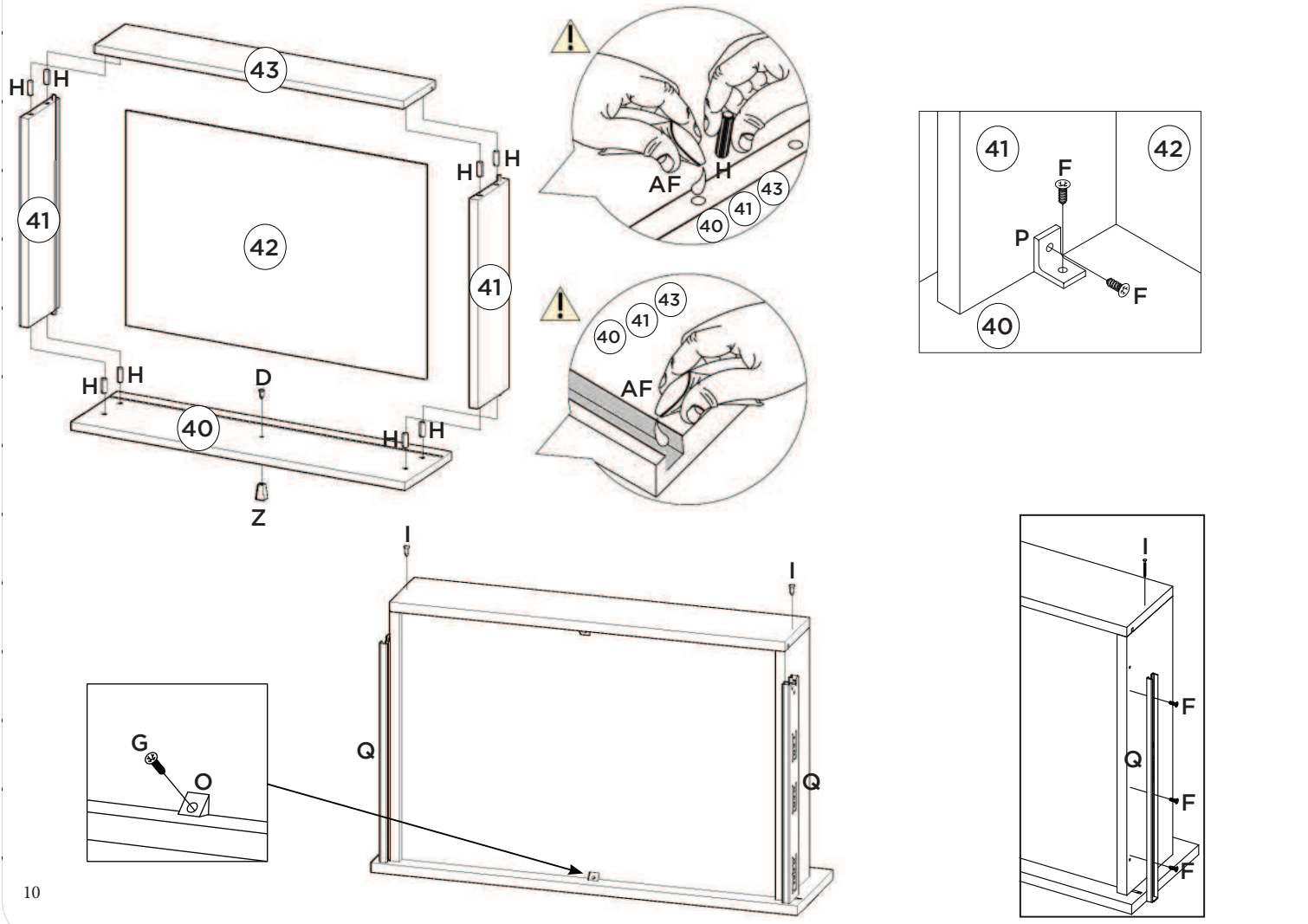
Ferragens | Herrajes | Hardware

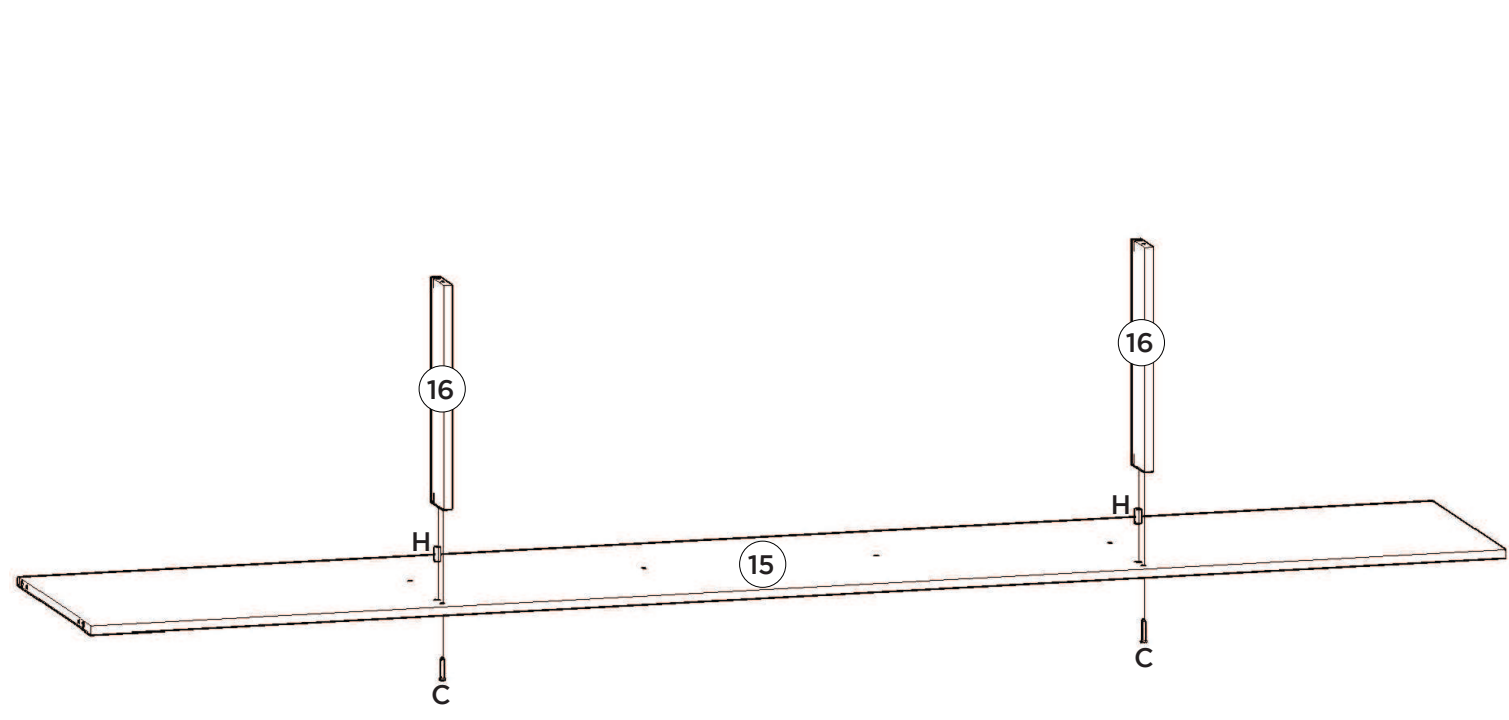
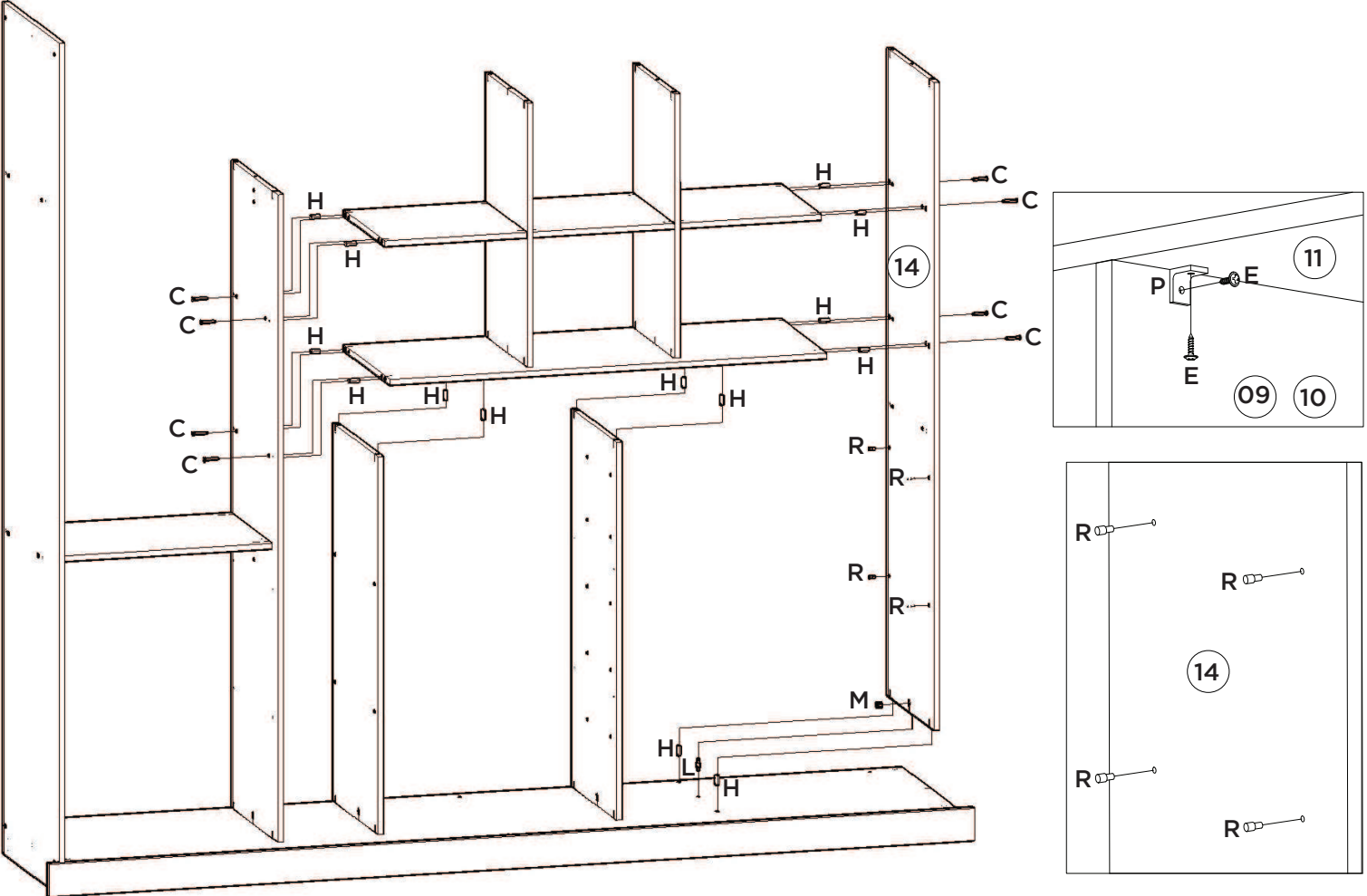
A 08x  Parafuso 4,5x50mm CHT. Tornillo 4,5x50mm CHT. Screw 4,5x50mm CHT.	B 04x  Parafuso 4,0x25mm CHT. Tornillo 4,0x25mm CHT. Screw 4,0x25mm CHT.	C 40x  Parafuso 3,5x40mm CHT. Tornillo 3,5x40mm CHT. Screw 3,5x40mm CHT.	D 09x  Parafuso 3,5x25mm FLA. Tornillo 3,5x25mm FLA. Screw 3,5x25mm FLA.	E 46x  Parafuso 3,5x14mm FLA. Tornillo 3,5x14mm FLA. Screw 3,5x14mm FLA.	F 122x  Parafuso 3,5x12mm CHT. Tornillo 3,5x12mm CHT. Screw 3,5x12mm CHT.	G 10x  Parafuso 3,0x16mm FLA. Tornillo 3,0x16mm FLA. Screw 3,0x16mm FLA.
H 116x  Cavilha 8x25mm Cinta 8x25mm Dowel 8x25mm	I 18x  Prego 12x12mm Anelado Clavo 12x12mm Anillado Ringed Nails 12x12mm	J 214x  Prego 10x10mm Clavo 10x10mm Nail 10x10mm	K 72x  Fixador de fundos Fijador de fondos Bottom fixer	L 04x  Parafuso minifix Tornillo minifix Minifix bolt	M 04x  Tambor minifix Tambor minifix Minifix drum	N 08x  Porca cilíndrica Tuerca cilíndrica Cylindrical nut
O 10x  Cantoneira suporte triangular Cantонера soporte triangular Triangle support angle	P 16x  Cantoneira plástica Cantонера plástica Plastic angle brackets	Q 05x  Corrediza telescópica Corredera telescópica Telescopic slide	R 16x  Suporte Prateleira Soporte Estantería Shelf Support	S 08x  Suporte cabideiro Soporte de percha Coat hanger support	T 04x  Cabideiro Alum. 606mm Alu 606mm percha Alu coat hanger 606mm	U 13x  Conector de montagem Conector de montaje Mounting connector
V 10x  Suporte fixação de vidro Soporte de fijación de cristal Glass fixing bracket	W 04x  Suporte metal Soporte metálico Metal support	X 01x  Kit de rodízios CM110 (4Portas) Kit de rodillos CM110 (4Puertas) CM110 Pulley Kit (4 Doors)	Y 02x  Puxador Glamour 416mm Tirador Glamour 416mm 416mm Glamour Handle	Z 05x  Puxador Kannan Tirador Kannan Kannan Handle	AA 02x  Perfil "I" 1057mm Perfil "I" 1057mm Profile "I" 1057mm	AB 01x  Trilho Alumínio 2471mm Riel Aluminio 2471mm Aluminum Rail 2471mm
AC 01x  Trilho PVC 2471mm Carril PVC 2471mm PVC Rail 2471mm	AD 32x  Batente PVC para Porta Parada de PVC para Puerta PVC Door Stop	AE 02x  Giz de correção Tiza de corrección Chalk of correction	AF 03x  Sachê de cola Bolsa de pegamento Glue bag	AG 04x  Adesivo tapa parafuso 17mm Adhesivo tapón de tornillo 17mm Bolt cover adhesive 17mm	AH 38x  Adesivo tapa parafuso 10mm Adhesivo tapón de tornillo 10mm Bolt cover adhesive 10mm	AI 30x  Adesivo tapa parafuso 10mm Perfil Adhesivo tapón de tornillo 10mm Perfil Bolt cover adhesive 10mm Profile
AJ 06x  Perfil Anti-empeno 2185mm Perfil anti-empeno 2185mm Anti-warp profile U 2185mm	AK 02x  Perfil Puxador 2185mm Perfil del Tirador 2185mm Profile Handle 2185mm	AL 01x  Etiqueta resinada Henn Etiqueta resinada Henn Henn resin label	AJ 08x  Sapata "L" 15x15mm Zapata "L" 15x15mm "L" shoe 15x15mm			

Gaveta com Usinagem 02x Cajon con mecanizado 02x Drawer with Machining 02x



Gaveta 02x Cajon 02x Drawer 02x

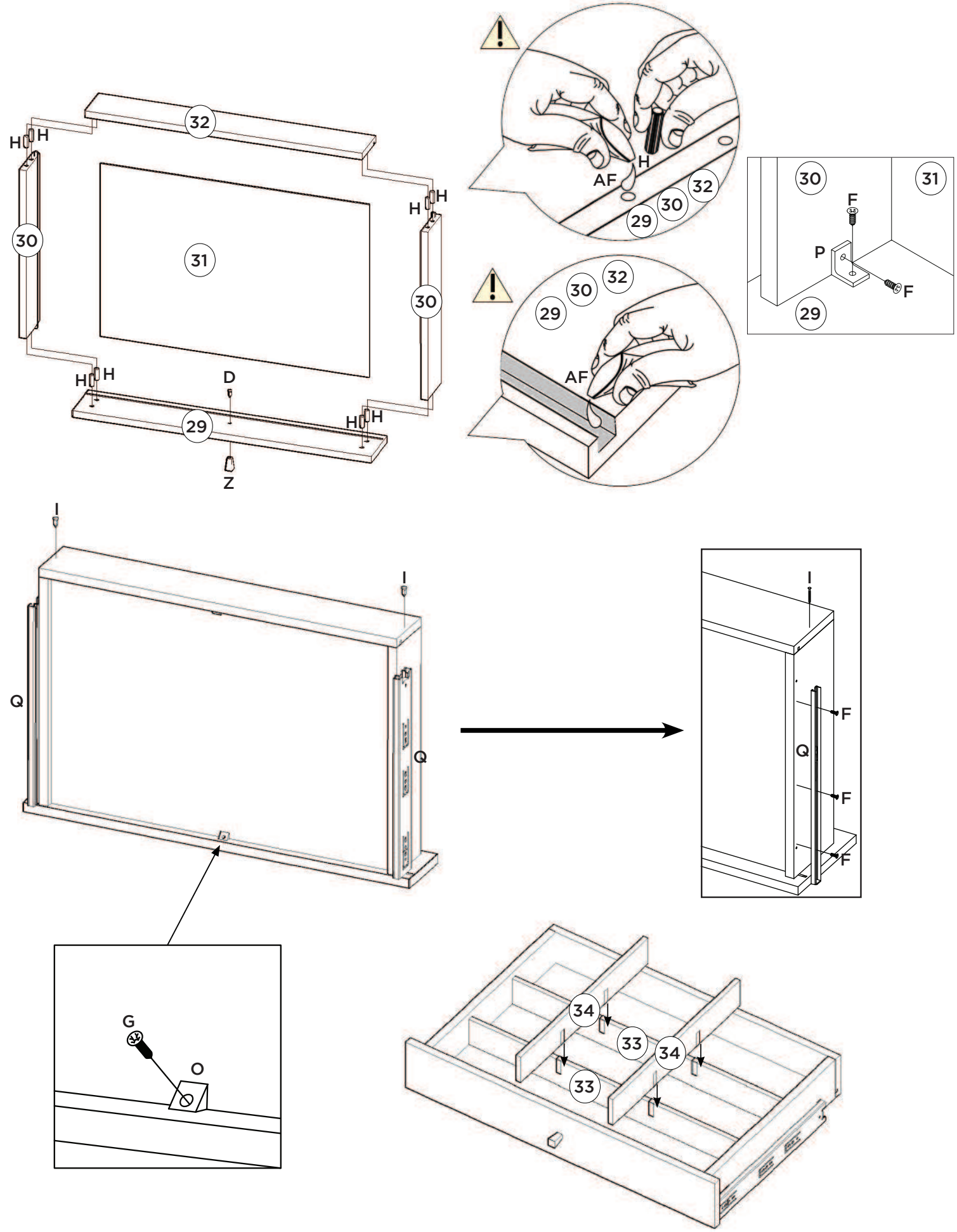


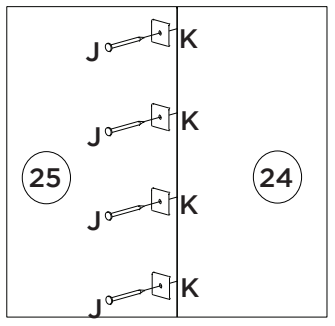
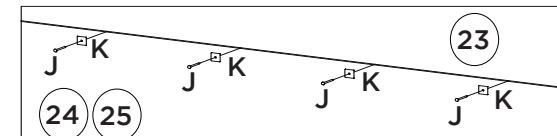
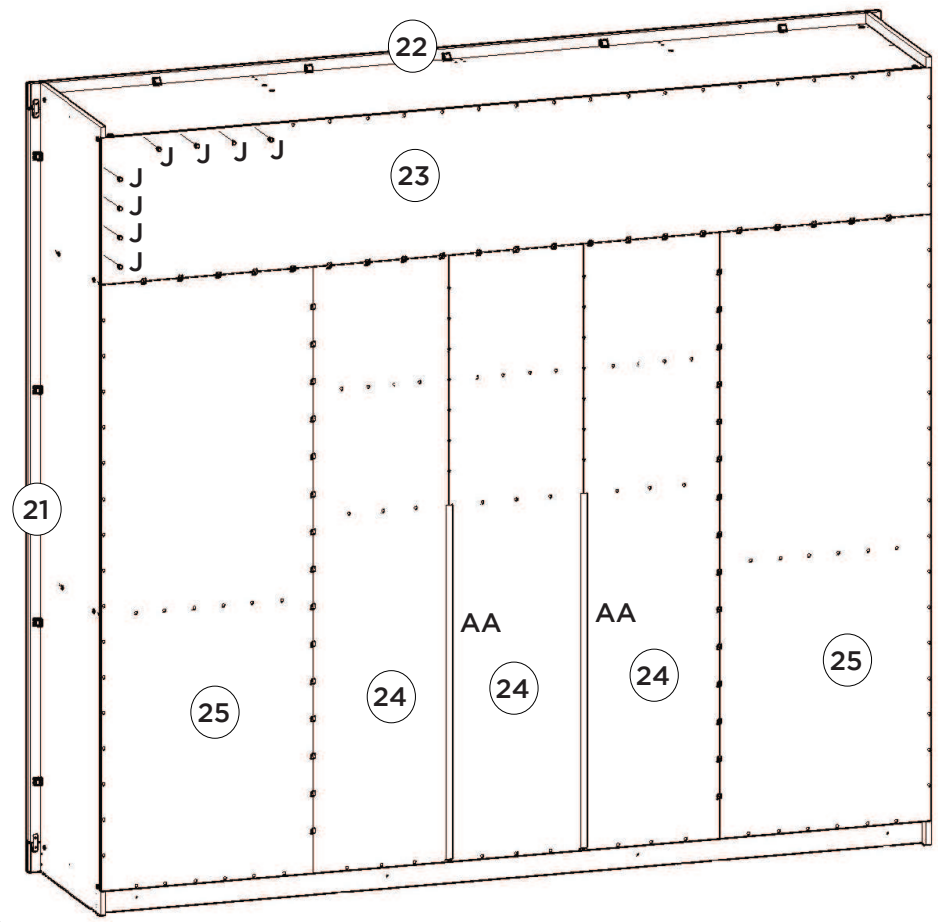
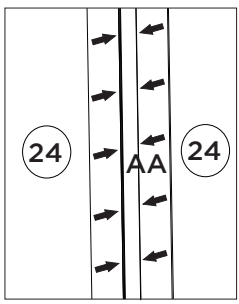
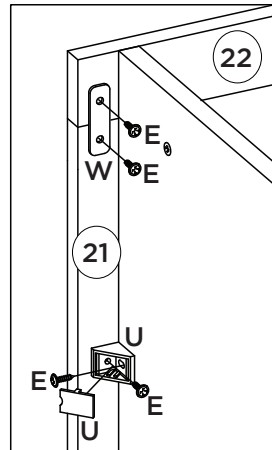
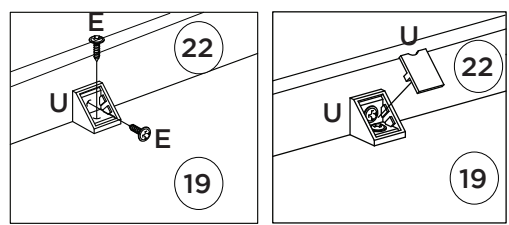
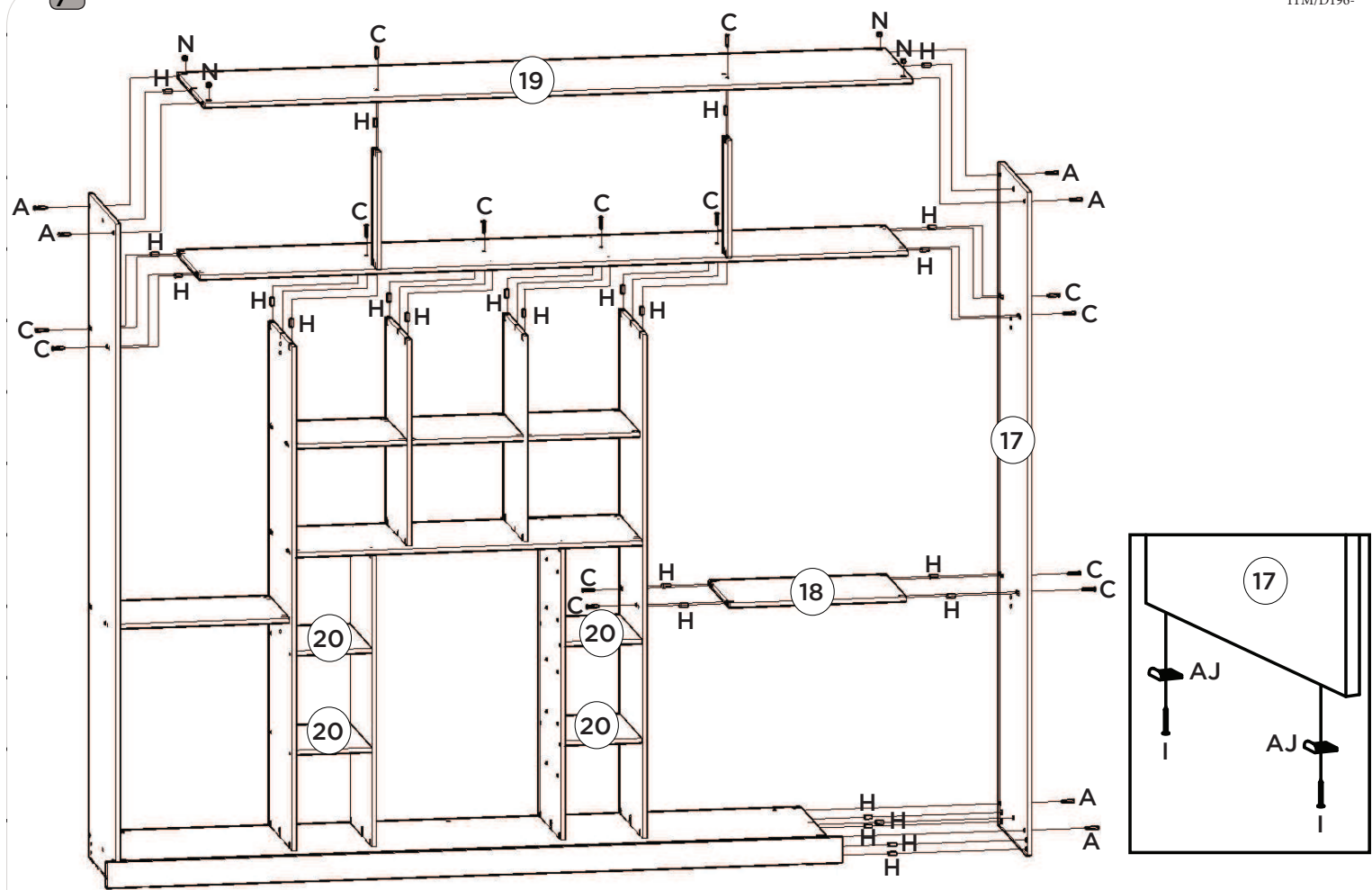
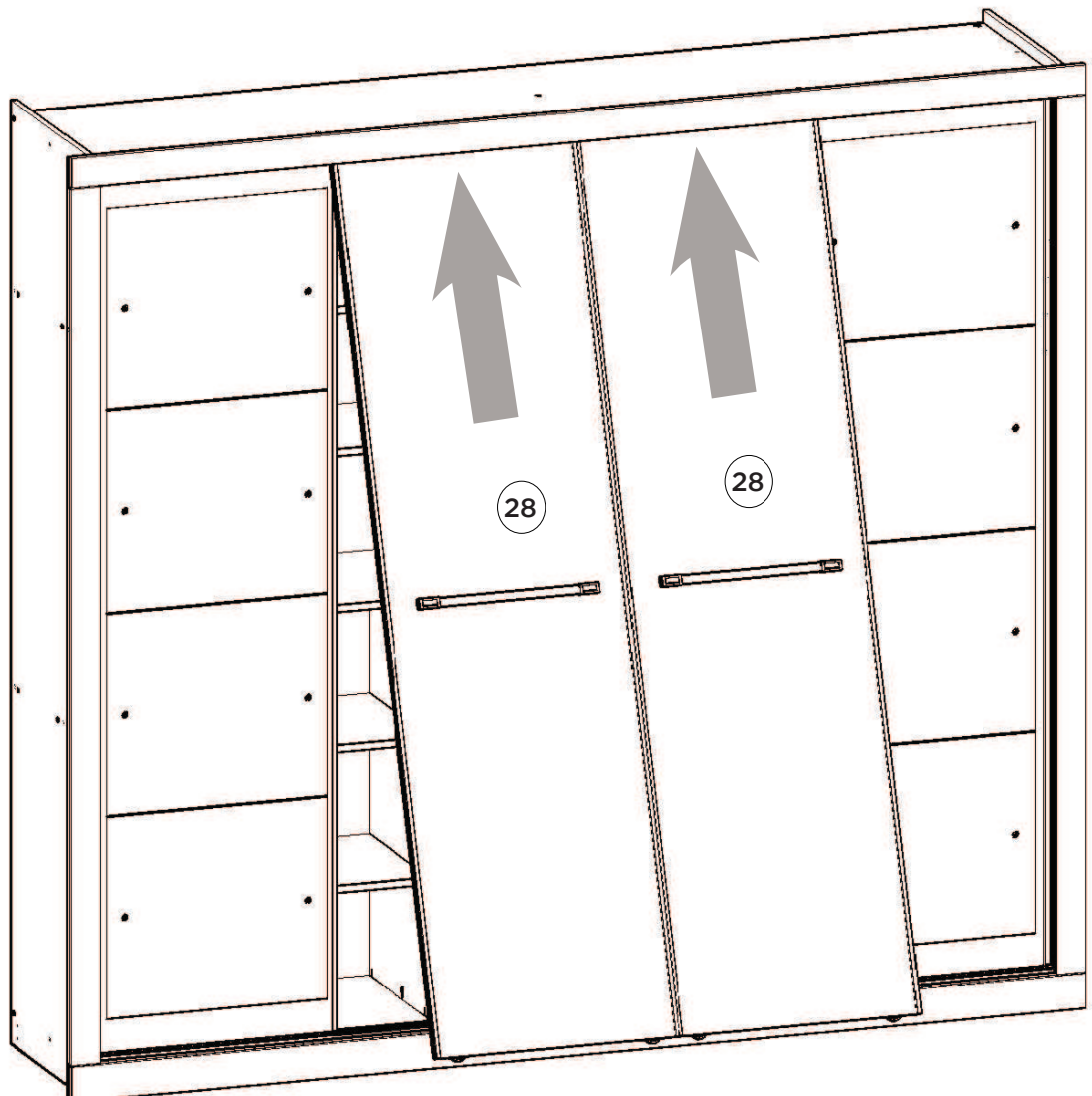
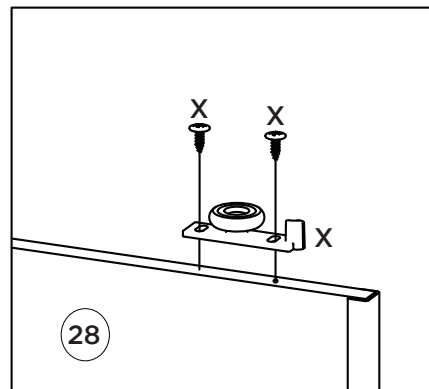
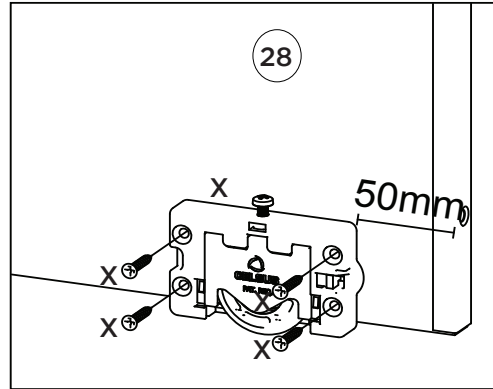
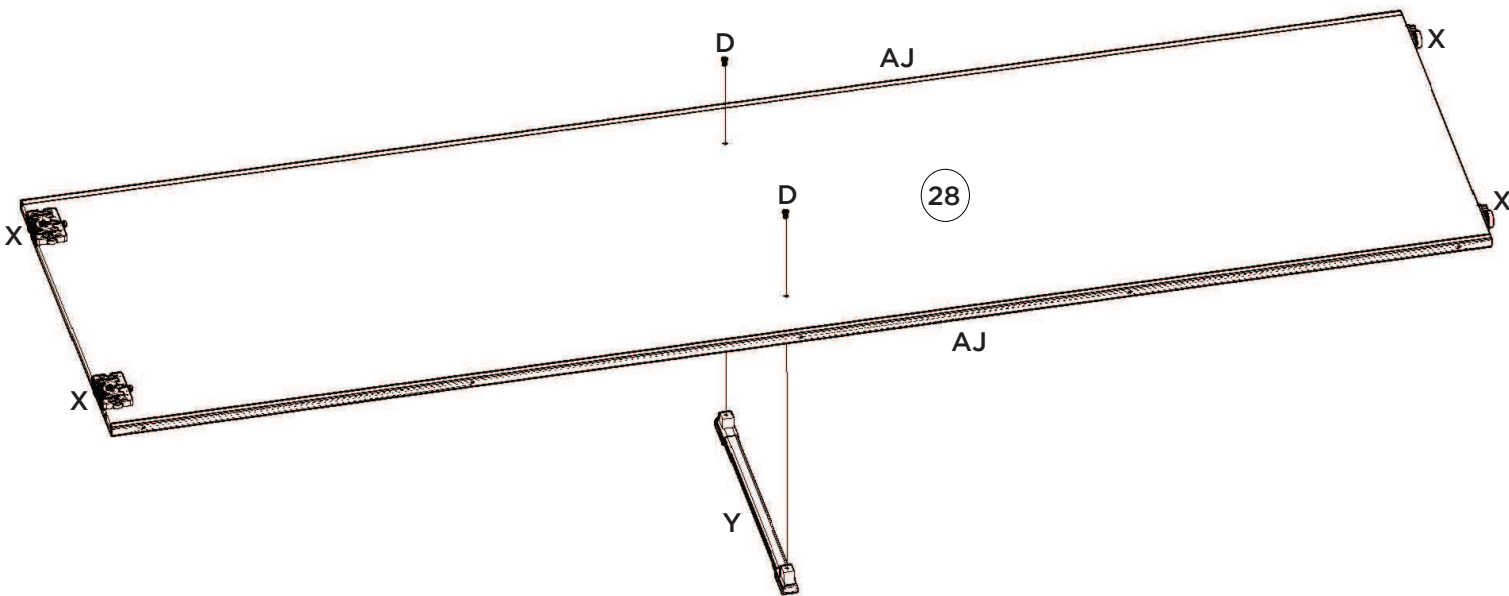


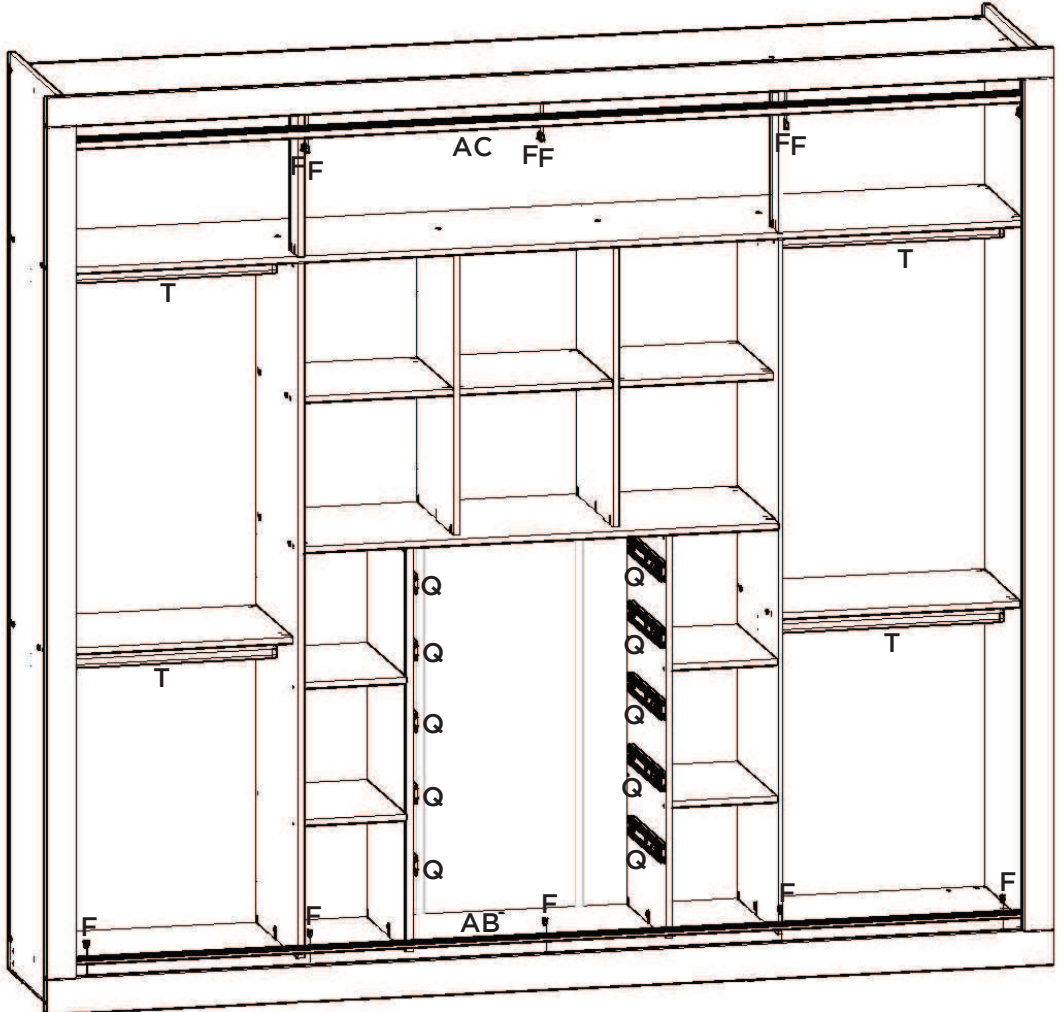
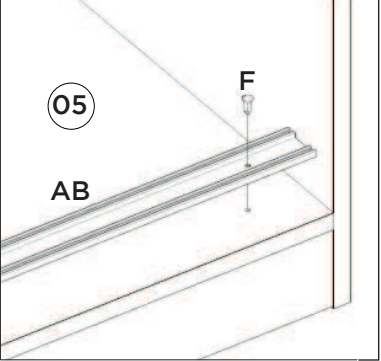
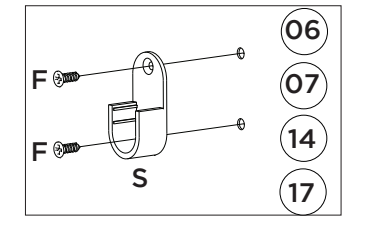
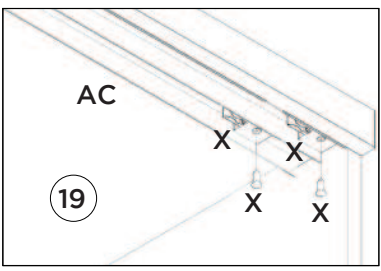
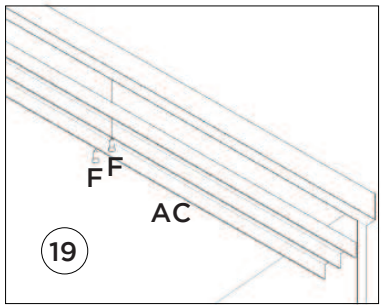
Gaveta Estreita 01x

Gaveta Estrecha 01x

Narrow Drawer 01x



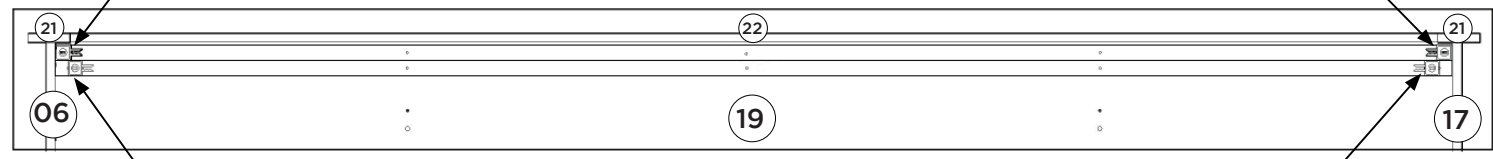




VISTA INTERNA (Colocação dos Freios no Trilho Superior)
VISTA INTERNA (Colocación de los frenos en el riel superior)
INSIDE VIEW (Putting the Brakes on Top Rail)

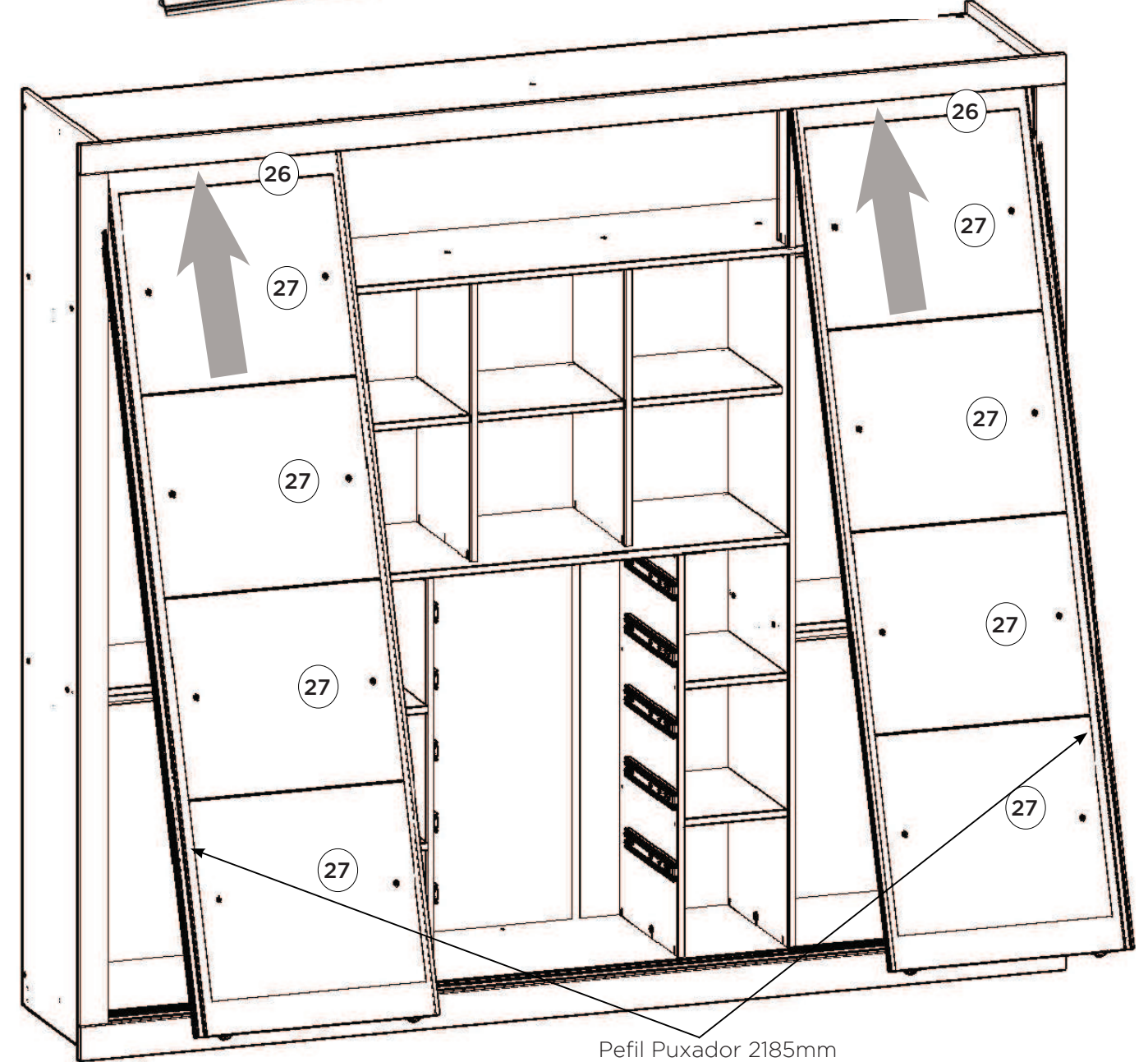
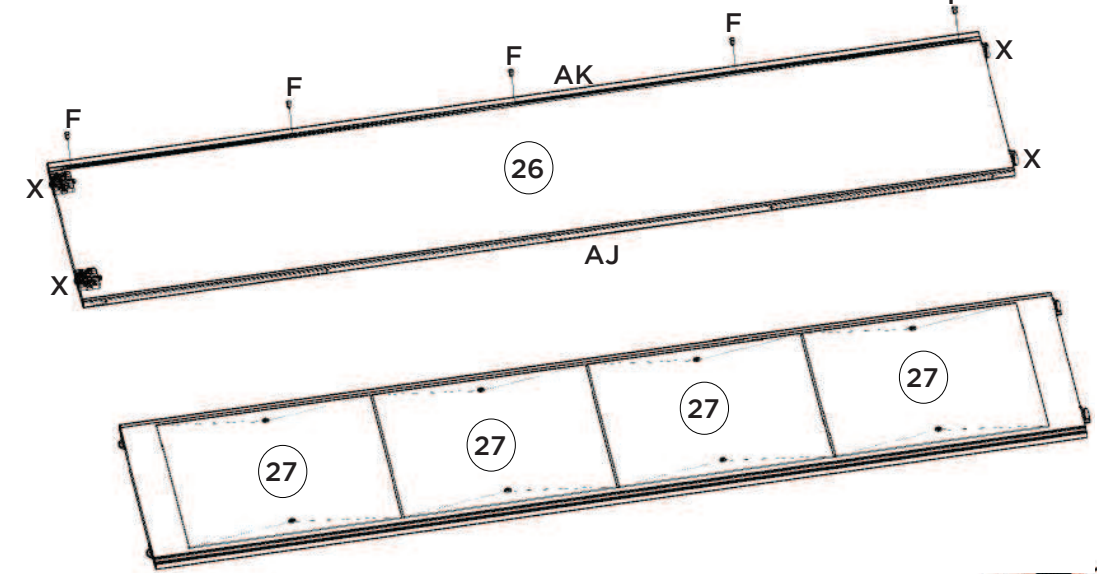
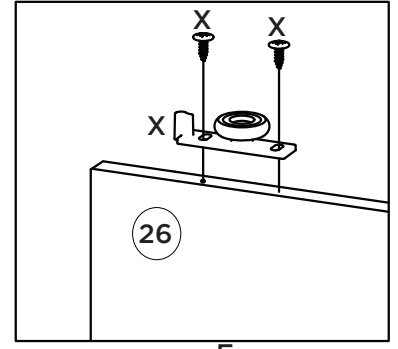
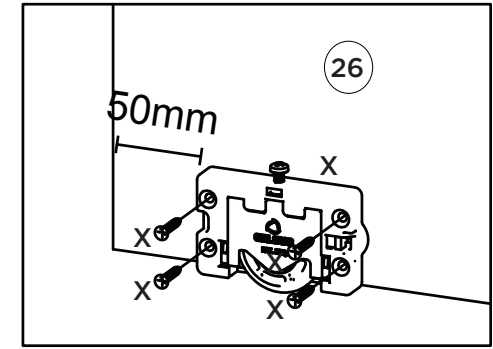
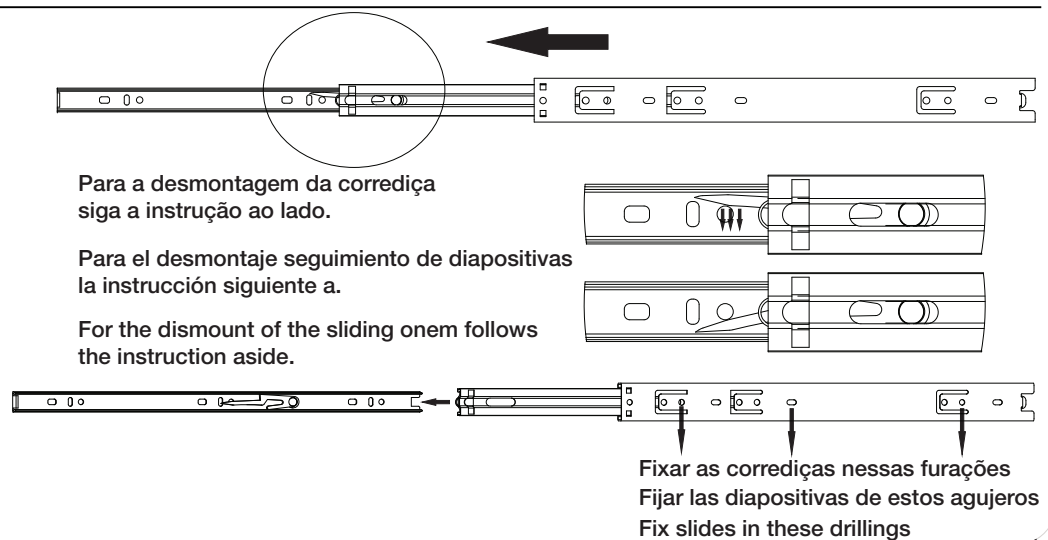
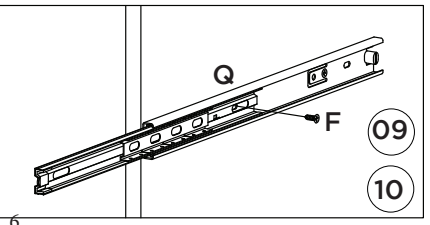
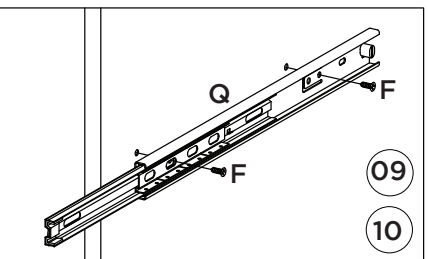
Freio da frente alinhado na Lateral Esquerda
 Freno delantero alineado en la Lateral Izquierda
 Front Brake Aligned on Left Side

Freio da frente alinhado na Lateral Direita
 Freno delantero alineado en el lado derecho
 Front Brake Aligned on Right Side



Freio de trás (Fixar na furação do trilho)
 Freno trasero (Fijación en la perforación del riel)
 Rear brake (Fixing on rail drilling)

Freio de trás (Fixar na furação do trilho)
 Freno trasero (Fijación en la perforación del riel)
 Rear brake (Fixing on rail drilling)



Pefil Puxador 2185mm