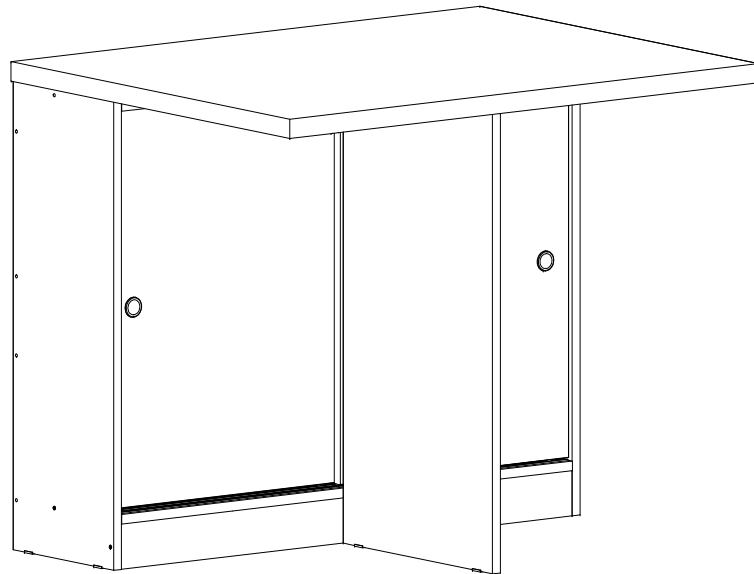


MANUAL DE MONTAGEM  
Assembly instructions / Instrucciones de armado

MESA COLINAS

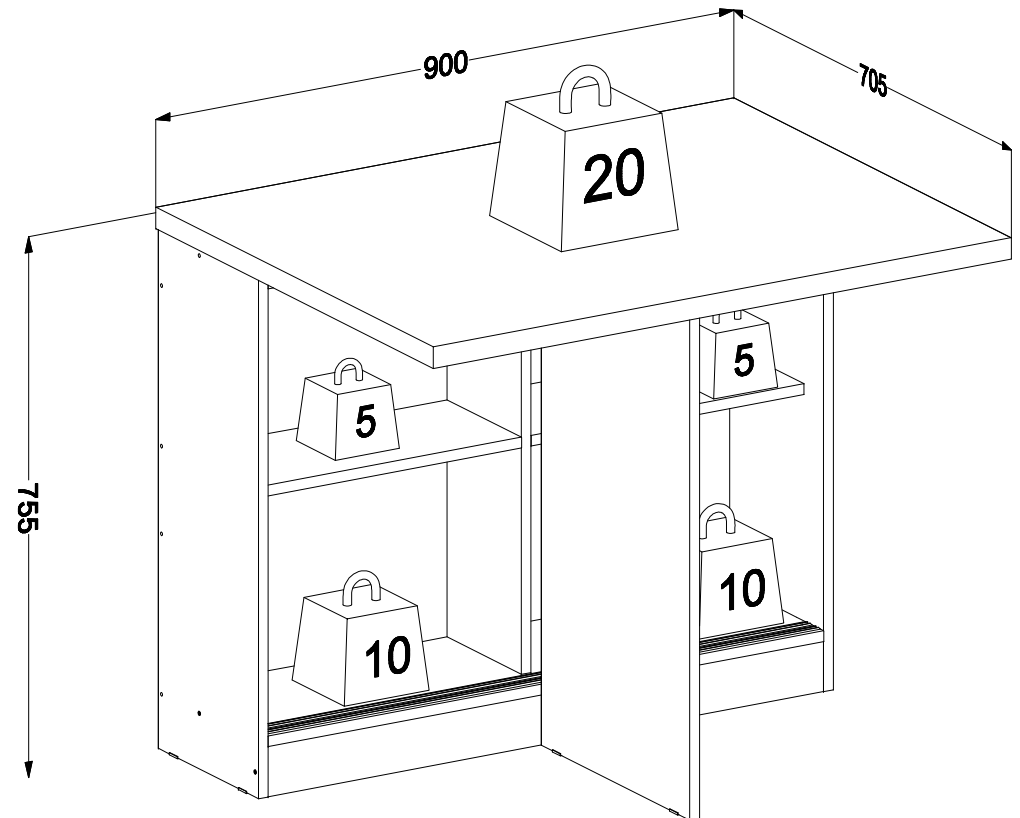
Table Colinas  
Mesa Colinas

Código 160182 | Revisão 00

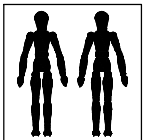


PESO MÁXIMO SUPORTADO PELAS PEÇAS, SENDO ESTE DISTRIBUÍDO UNIFORMEMENTE.

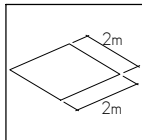
Maximum weight supported by parts, being this evenly distributed.  
Peso máximo soportado por las partes, siendo esta distribuido uniformemente.



Você vai precisar de/ You will need / Usted necesitará

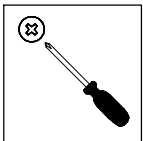


2 Pessoas  
2 People  
2 Personas




Espaço recomendado para montagem  
Recommended space for assemble  
Espacio recomendado para el armado

Ferramentas não inclusas  
Tools not included / Herramientas no incluidas



Chave Phillips  
Screwdriver Phillips  
Destornillador cruz



Martelo  
Hammer  
Martillo



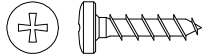
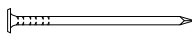
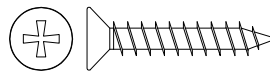
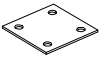
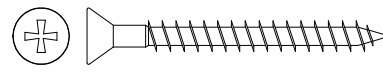

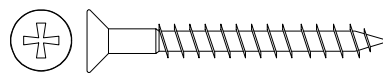

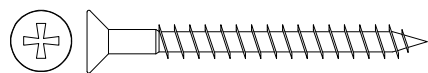
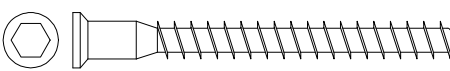








\* PESO EM KG/ Weight in Kg/ Peso en Kg  
DIMENSÕES EM MM/ Dimensions in mm/ Dimensiones en mm

**IDENTIFICAÇÃO DOS ACESSÓRIOS/ IDENTIFICATION OF ACCESSORIES/ IDENTIFICACIÓN DE ACCESORIOS**

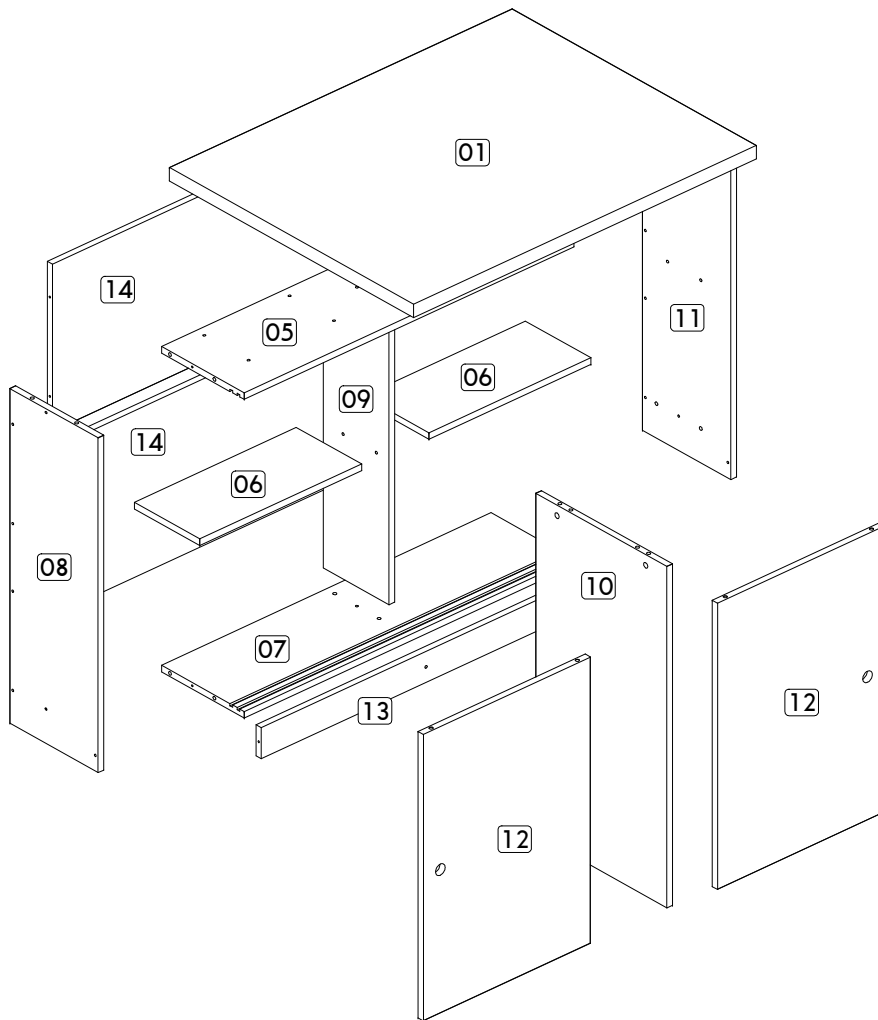
**NOTAS:** A separação dos acessórios antes de iniciar a montagem facilitará a mesma. Os parafusos e cavilhas estão na escala real. Em caso de dúvida na identificação, coloque o acessório sobre a imagem.

**NOTES:** The separation of the accessories before you start the assembly will facilitate the same. The screws and dowels are in real scale. In case of doubts about the identification, place the accessory on the image.

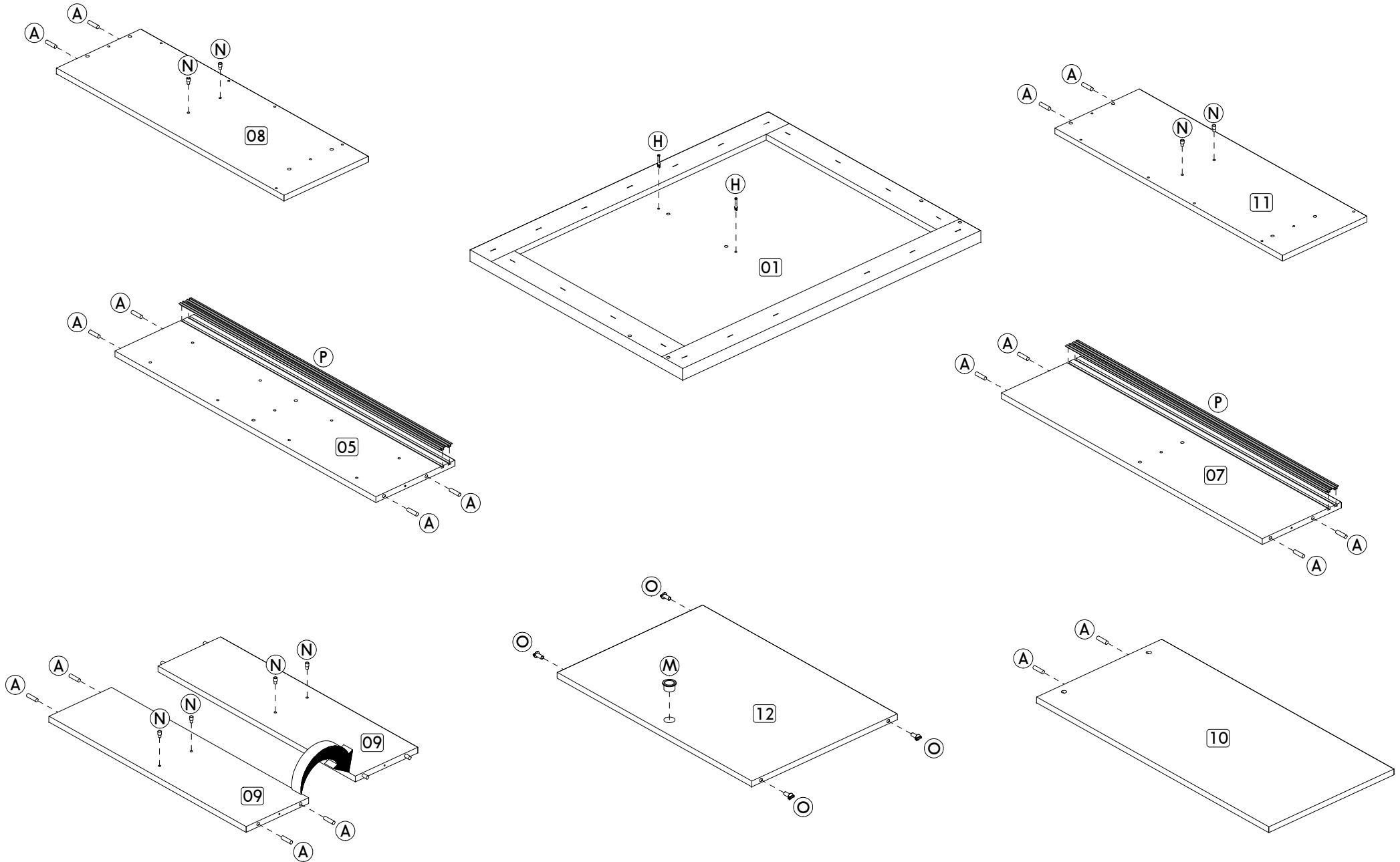
**NOTAS:** La separación de los accesorios antes de comenzar el armado facilitará el mismo. Los tornillos y taquetes son en escala real. En caso de dudas sobre la identificación, coloque el accesorio en la imagen.

<b>A</b>		<b>Cavilha</b> Wooden Dowel Pin	8x30 mm	<b>18</b>	<b>P</b>		<b>Trilho porta de correr</b> Sliding door rail Carril puerta deslizante	865 mm	<b>04</b>
<b>B</b>		<b>Parafuso panela</b> Pan head screw Tornillo de pan	3,5x14 mm	<b>06</b>	<b>Q</b>		<b>Prego</b> Nail Clavo	10 x10	<b>06</b>
<b>C</b>		<b>Parafuso chato</b> Flat head screw Tornillo de cabeza plana	4,5x25 mm	<b>04</b>	<b>R</b>		<b>Junção de tampos</b> Junction of tops Unión de tapas	40x40 mm	<b>01</b>
<b>D</b>		<b>Parafuso chato</b> Flat head screw Tornillo de cabeza plana	4,0x40 mm	<b>01</b>	<b>S</b>		<b>Cantoneira de metal</b> Metal bracket Soporte de metal	22x22 mm	<b>01</b>
<b>E</b>		<b>Parafuso chato</b> Flat head screw Tornillo de cabeza plana	4,5x40 mm	<b>04</b>	<b>T</b>		<b>Tapa furo adesivo</b> Bore patch adhesive Tapones adhesivo	-	<b>02</b>
<b>F</b>		<b>Parafuso chato</b> Flat head screw Tornillo de cabeza plana	4,5x45 mm	<b>02</b>					
<b>G</b>		<b>Parafuso estrutural</b> Structural screw Tornillo estrutural	5,0x50 mm	<b>14</b>					
<b>H</b>		<b>Haste minifix simples</b> Simple minifix screw Tornillo minifix simple	-	<b>02</b>					
<b>I</b>		<b>Tambor minifix</b> Drum lock Tambor minifix	12 mm	<b>02</b>					
<b>J</b>		<b>Tampa parafuso estrutural</b> Structural screw cover Tapa tornillo estrutural	-	<b>14</b>					
<b>K</b>		<b>Chave allen</b> Allen key Llave Allen	-	<b>01</b>					
<b>L</b>		<b>Sapata</b> Small plastic foot Pie plástico	15 mm	<b>06</b>					
<b>M</b>		<b>Puxador</b> Handle Tirador	-	<b>02</b>					
<b>N</b>		<b>Suporte de prateleira</b> Shelf bracket Soporte de repisa	6x8 mm	<b>08</b>					
<b>O</b>		<b>Pino guia</b> Guide pin Pin	-	<b>08</b>					

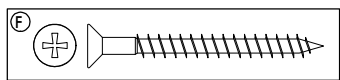
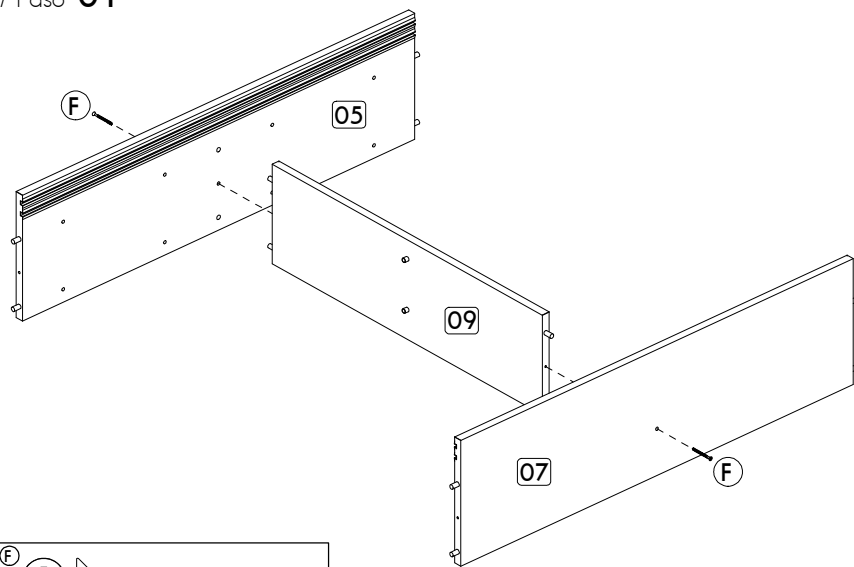
IDENTIFICAÇÃO DAS PEÇAS/ PARTS IDENTIFICATION/ IDENTIFICACIÓN DE LAS PIEZAS



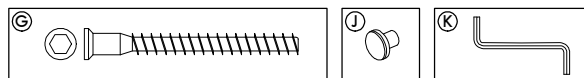
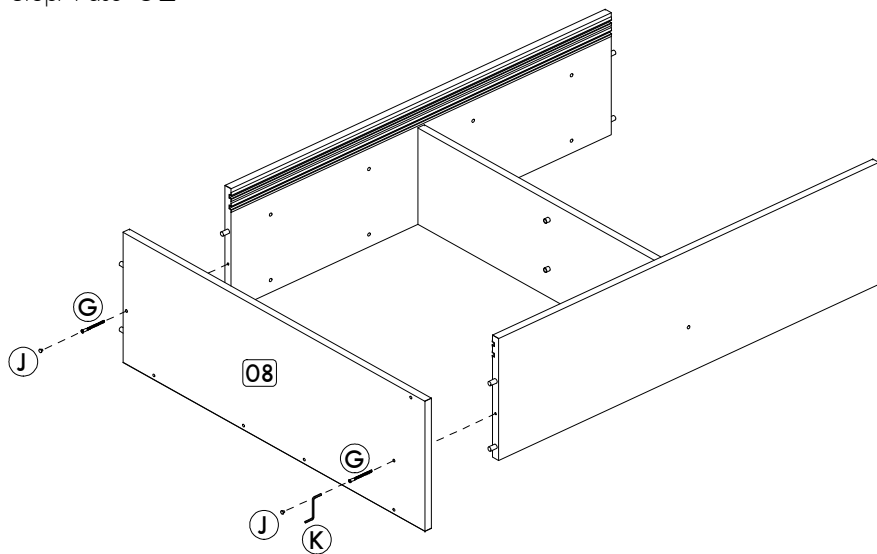
Nº	DESCRIÇÃO - DESCRIPTION - DESCRIPCIÓN	MEDIDAS-MEASURES - MEDIDAS (mm)	QTD.
01	Tampo - Top - Tapa	900 x 705 x 30	01
05	Base superior - Top base - Base superior	865 x 239 x 15	01
06	Prateleira móvel - Movable shelf - Repisa móvil	425 x 189 x 15	02
07	Base inferior - Bottom base - Base inferior	865 x 239 x 15	01
08	Lateral esquerda - Left side - Lateral izquierda	725 x 255 x 15	01
09	Divisão armário - Cabinet division - División armario	624 x 189 x 15	01
10	Divisão - Division - División	740 x 378 x 15	01
11	Lateral direita - Right side - Lateral derecha	725 x 255 x 15	01
12	Porta - Door - Puerta	616 x 439 x 15	02
13	Rodapé - Footer - Zocalo	865 x 70 x 15	01
14	Costa - Backboard - Fondo	865 x 362 x 15	02



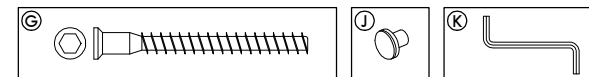
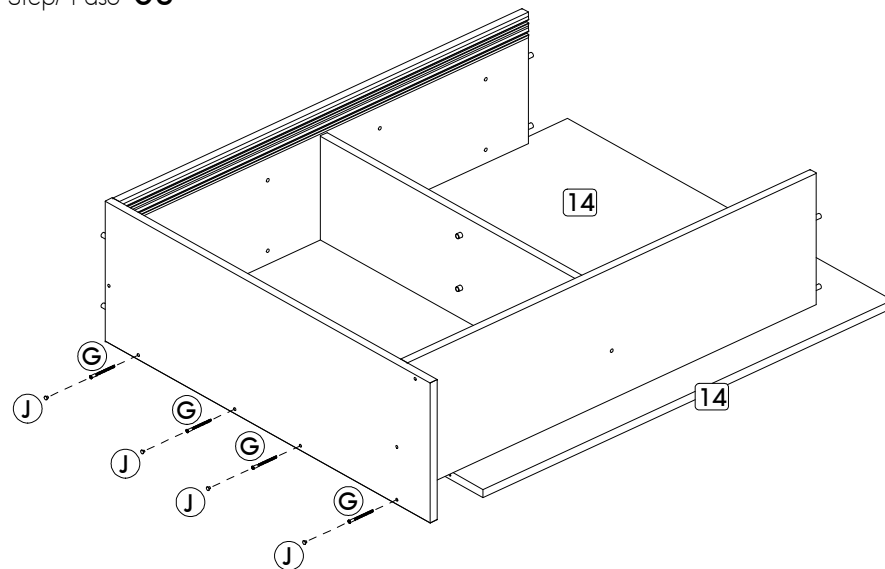
Passo/ Step/ Paso 01



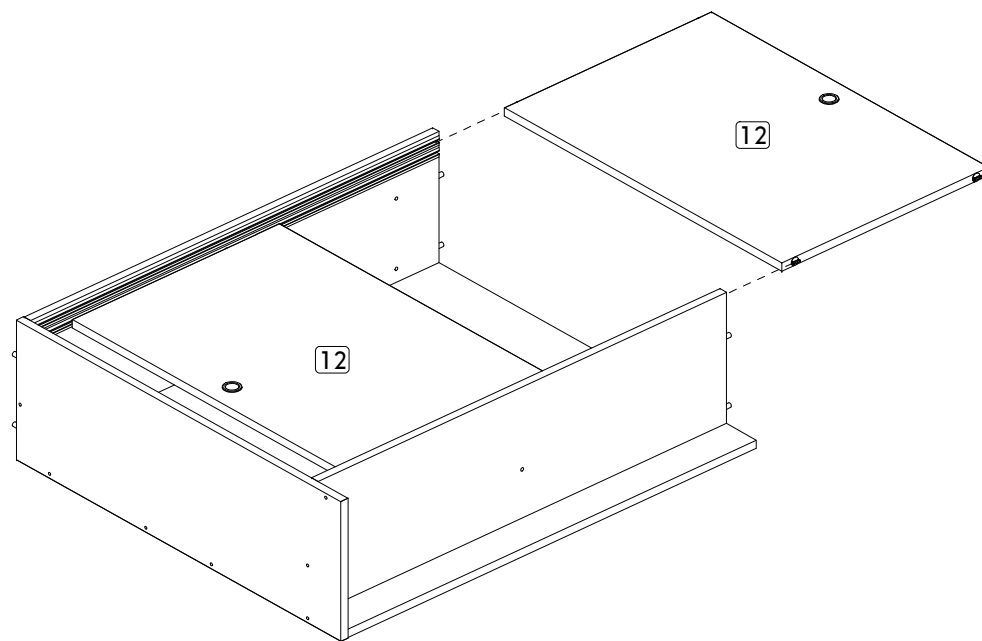
Passo/ Step/ Paso 02



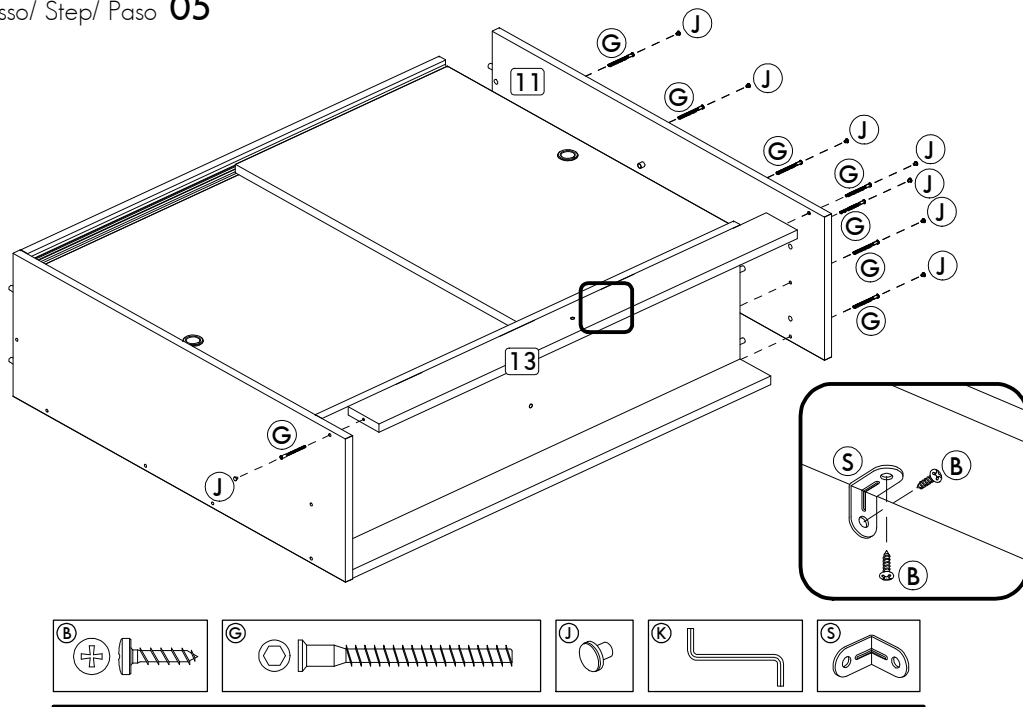
Passo/ Step/ Paso 03



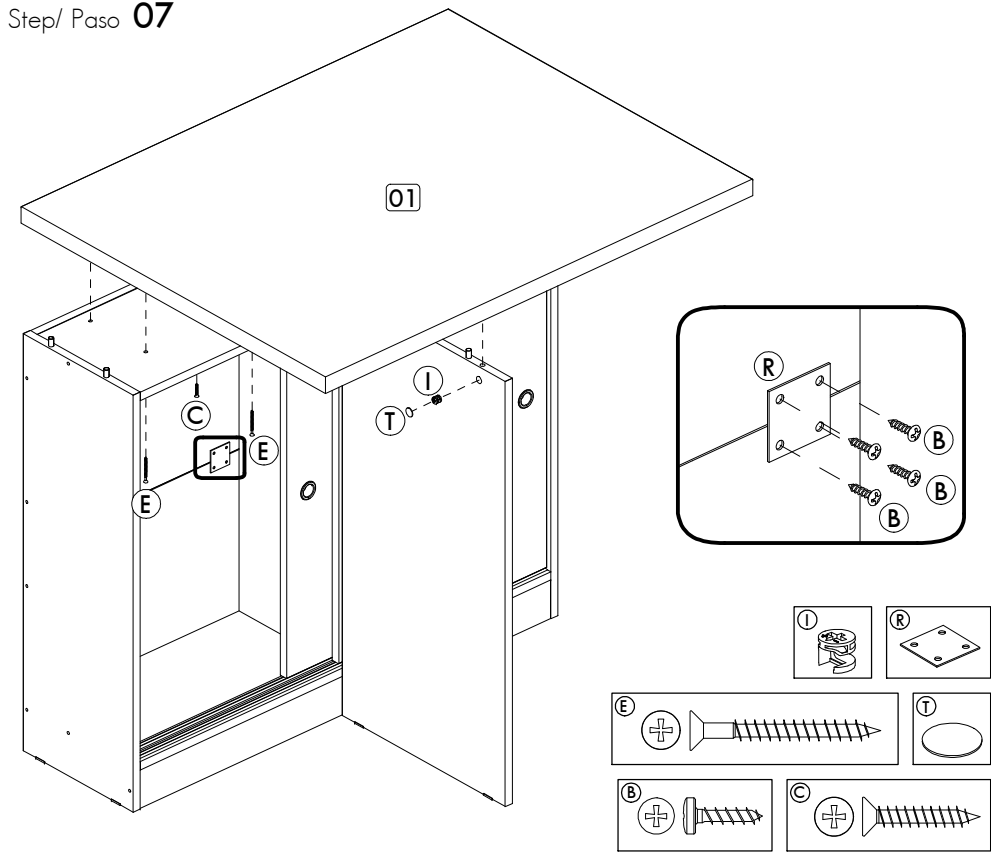
Passo/ Step/ Paso 04



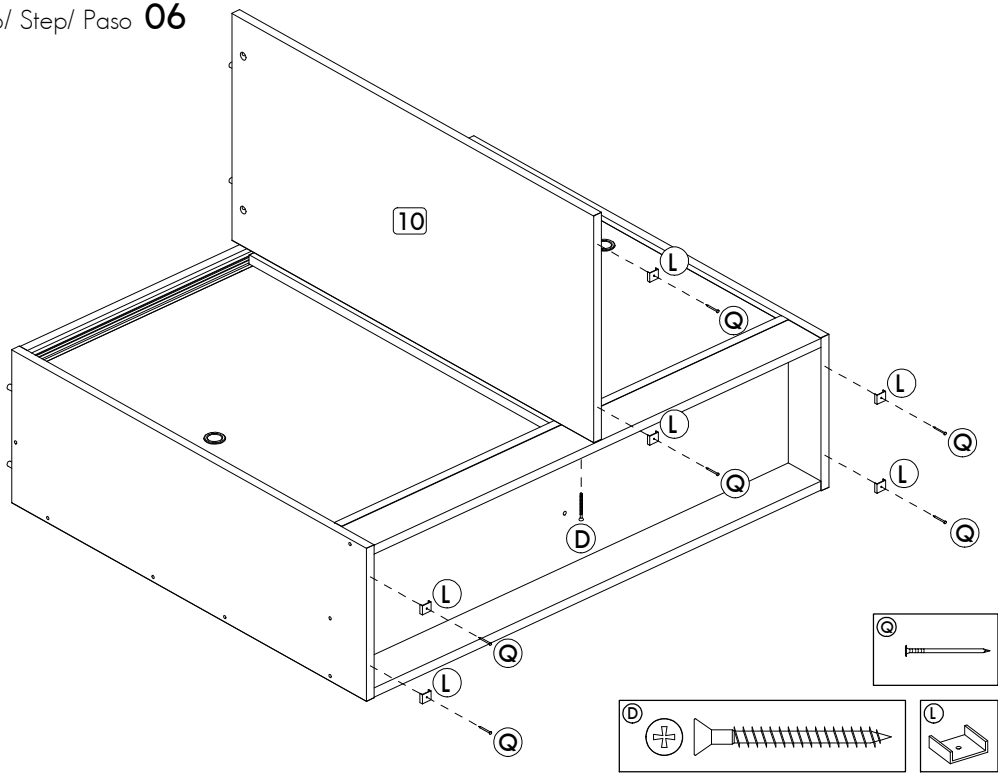
Passo/ Step/ Paso 05



Passo/ Step/ Paso 07



Passo/ Step/ Paso 06



Passo/ Step/ Paso 08

