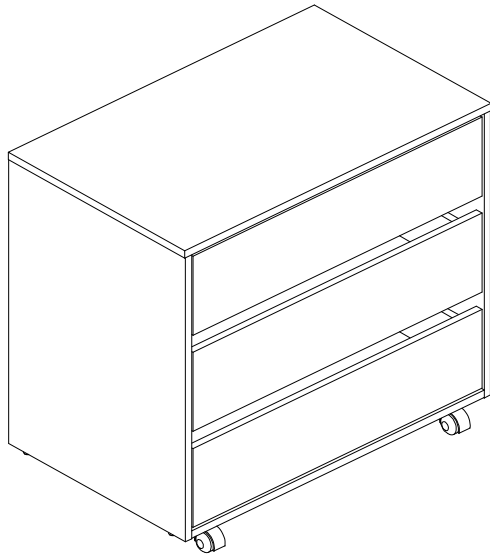


## GAVETEIRO COM RODÍZIOS

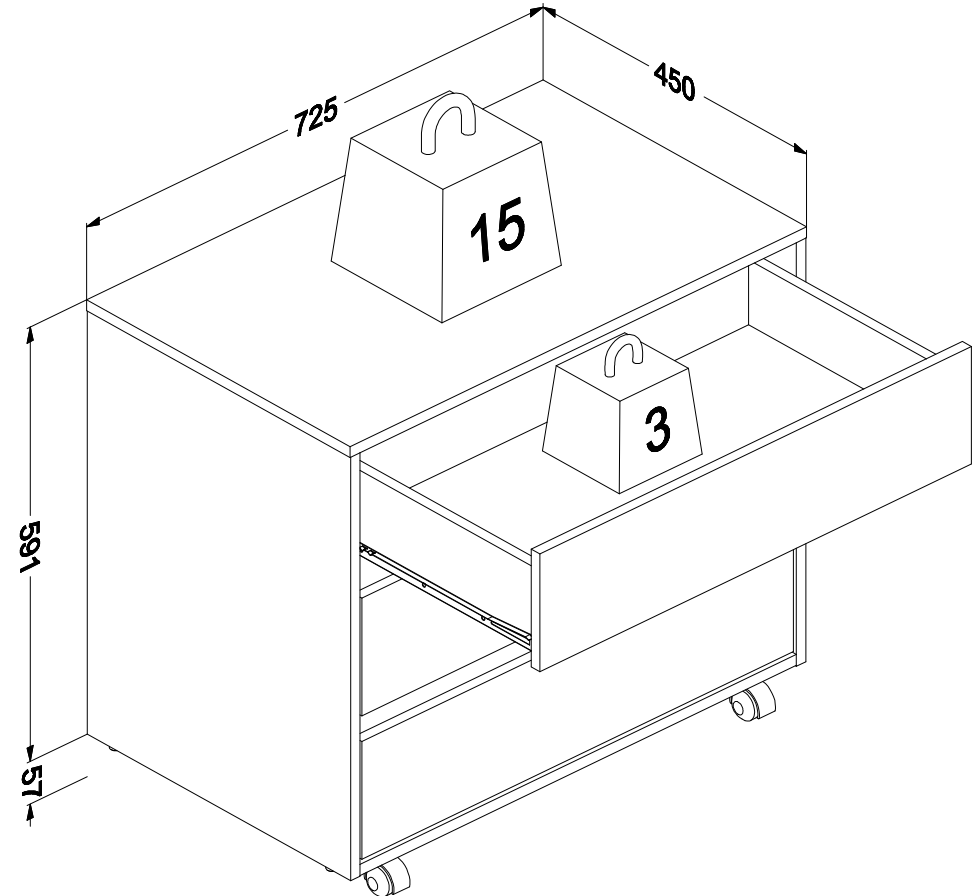
Base cabinet with casters  
Gabinete con ruedas

Código **3404** | Revisão 02

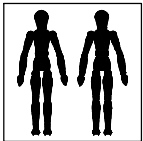


### PESO MÁXIMO SUPORTADO PELAS PEÇAS, SENDO ESTE DISTRIBUÍDO UNIFORMEMENTE.

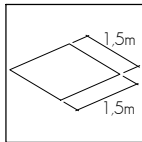
Maximum weight supported by parts, being this evenly distributed.  
Peso máximo soportado por las partes, siendo esta distribuido uniformemente.



### Você vai precisar de/ You will need / Usted necesitará

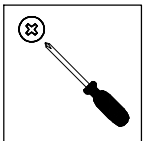


2 Pessoas  
2 People  
2 Personas



Espaço recomendado para montagem  
Recommended space for assemble  
Espacio recomendado para el armado

Ferramentas não inclusas  
Tools not included / Herramientas no incluidas



Chave Phillips  
Screwdriver Phillips  
Destornillador cruz



Martelo  
Hammer  
Martillo


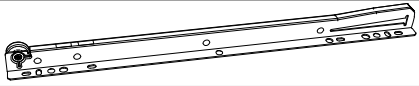






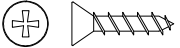
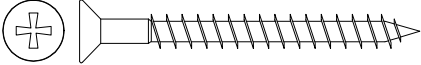




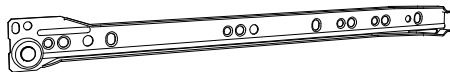
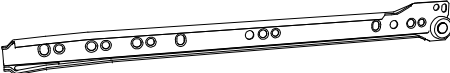
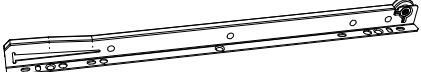
\* PESO EM KG/ Weight in Kg/ Peso en Kg  
DIMENSÕES EM MM/ Dimensions in mm/ Dimensiones en mm

**IDENTIFICAÇÃO DOS ACESSÓRIOS/ IDENTIFICATION OF ACCESSORIES/ IDENTIFICACIÓN DE ACCESORIOS**

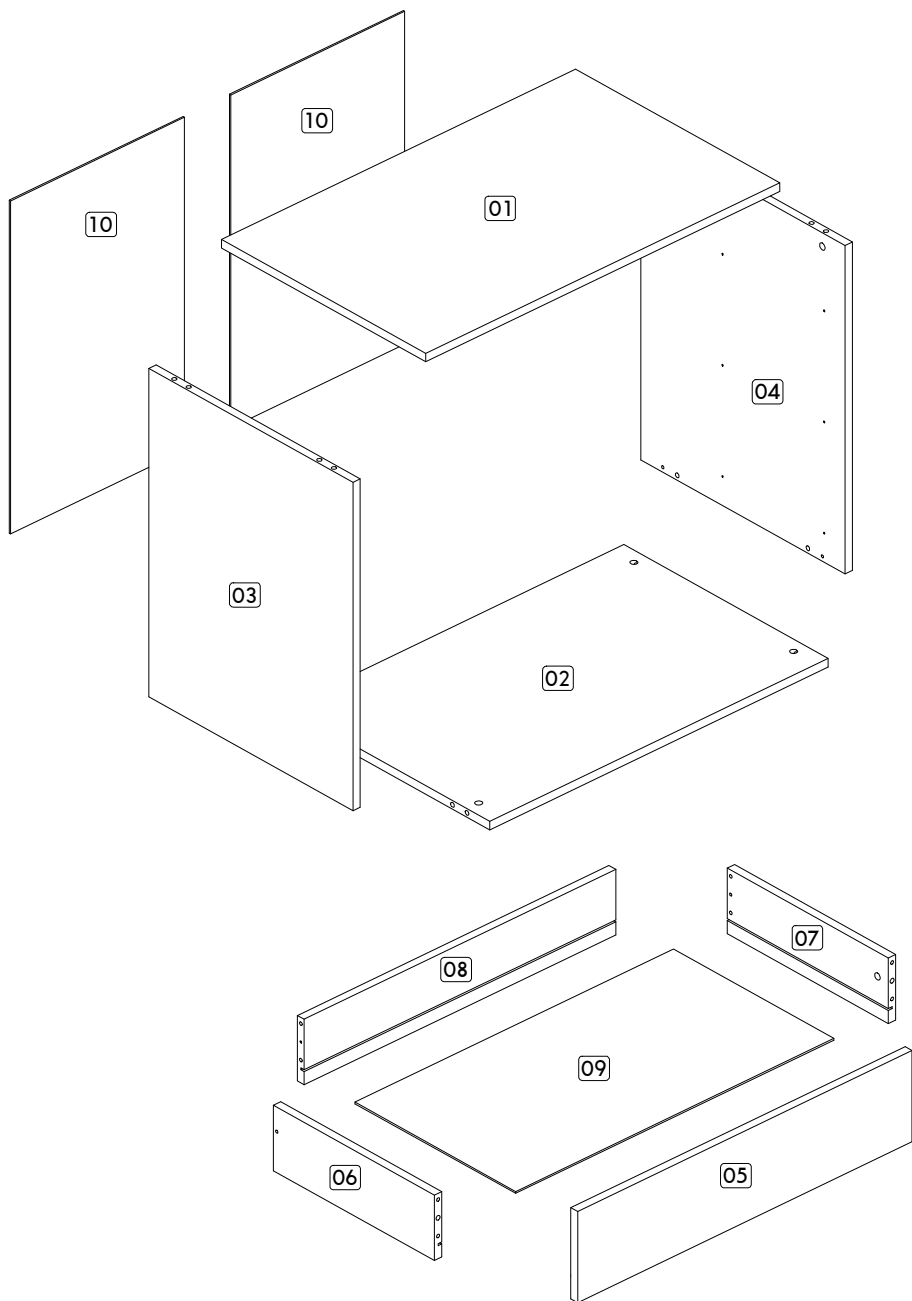
**NOTAS:** A separação dos acessórios antes de iniciar a montagem facilitará a mesma. Os parafusos e cavilhas estão na escala real. Em caso de dúvida na identificação, coloque o acessório sobre a imagem.

**NOTES:** The separation of the accessories before you start the assembly will facilitate the same. The screws and dowels are in real scale. In case of doubts about the identification, place the accessory on the image.

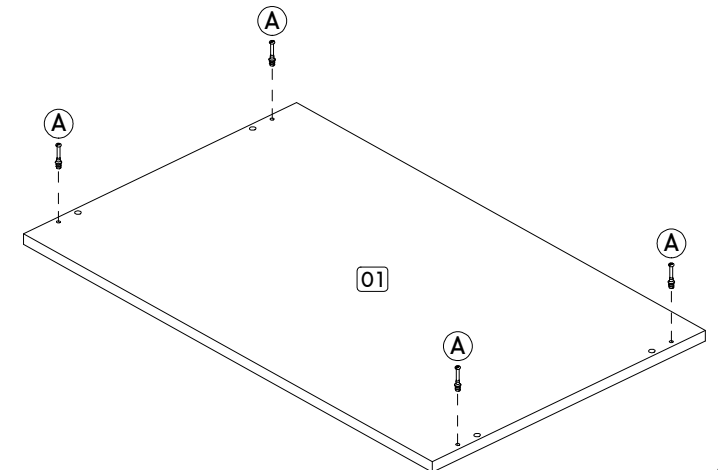
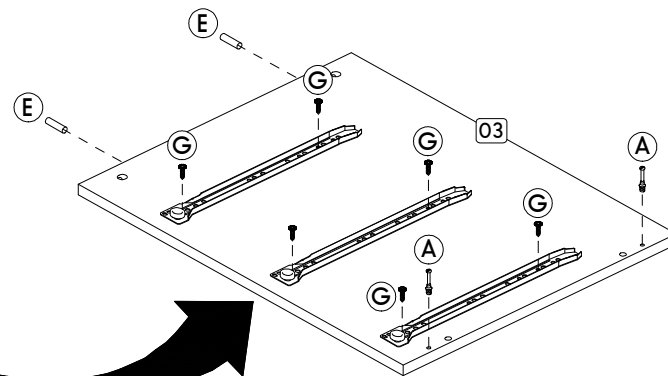
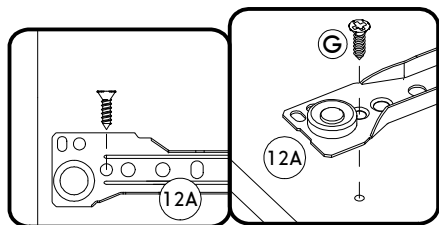
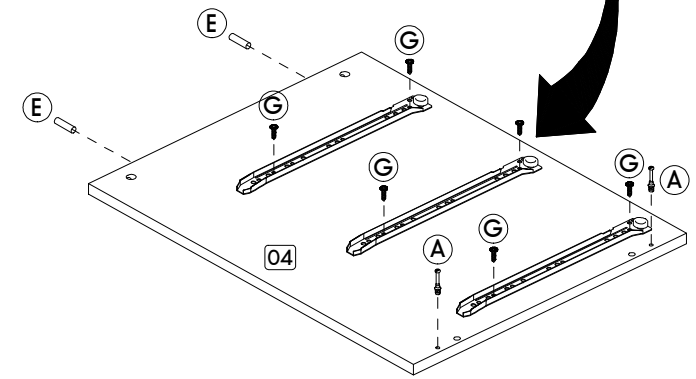
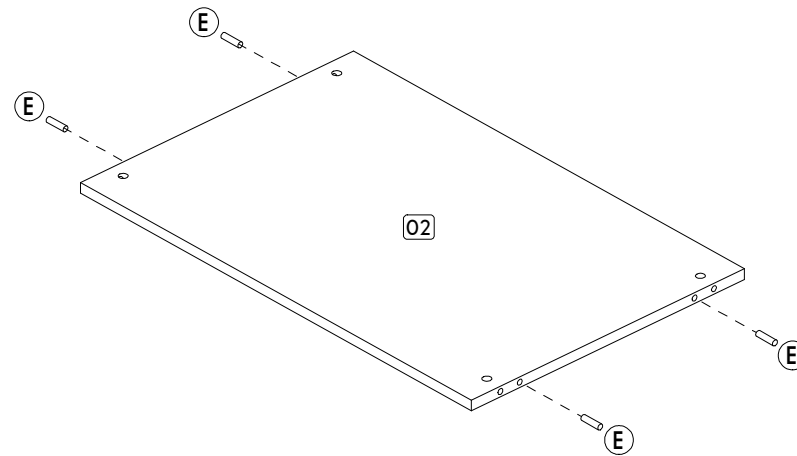
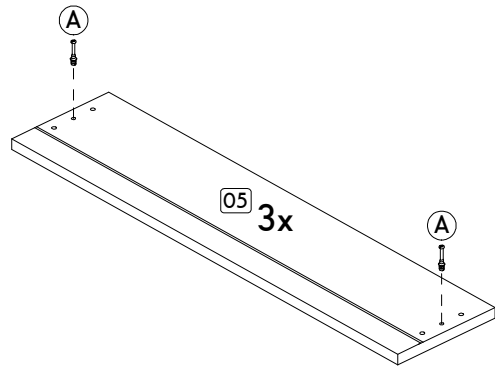
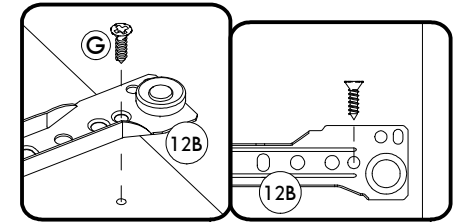
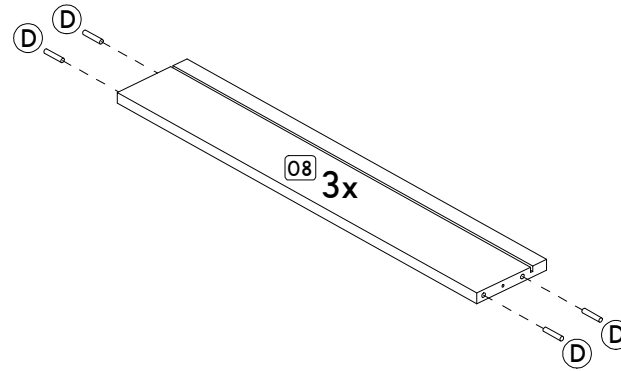
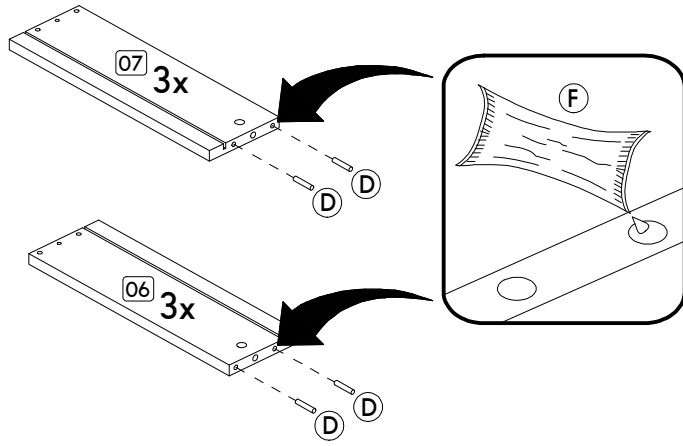
**NOTAS:** La separación de los accesorios antes de comenzar el armado facilitará el mismo. Los tornillos y taquetes son en escala real. En caso de dudas sobre la identificación, coloque el accesorio en la imagen.

A		<b>Haste minifix simples</b> Simple minifix screw Tornillo minifix simple	-	14	12D		<b>Corrediça gaveta direita</b> Drawer slide right Corredera derecha cajón	350 mm	03
B		<b>Tambor minifix</b> Drum lock Tambor minifix	12 mm	14	13		<b>Rodizio</b> Caster Ruedas	-	04
C		<b>Tapa furo adesivo</b> Bore patch adhesive Tapones adhesivo	-	06					
D		<b>Cavilha</b> Wooden Dowel Pin	6x30 mm	24					
E		<b>Cavilha</b> Wooden Dowel Pin	8x30 mm	08					
F		<b>Cola</b> Glue Pegamento	13g	01					
G		<b>Parafuso chato</b> Flat head screw Tornillo de cabeza plana	3,0x14 mm	24					
H		<b>Parafuso chato</b> Flat head screw Tornillo de cabeza plana	4,5x45 mm	06					
I		<b>Prego</b> Nail Clavo	10 x10	30					
J		<b>Sapata redonda</b> Small plastic foot Pie plástico	14 mm	04					
K		<b>Parafuso panela</b> Pan head screw Tornillo de pan	3,5x14 mm	16					
11		<b>Perfil "H"</b> "H" profile Perfil "H"	-	01					
12A		<b>Corrediça lateral esquerda</b> Metallic slide the left field Corredera lateral izquierda	350 mm	03					
12B		<b>Corrediça lateral direita</b> Metallic slide the right field Corredera lateral derecha	350 mm	03					
12C		<b>Corrediça gaveta esquerda</b> Drawer slide left Corredera izquierda cajón	350 mm	03					

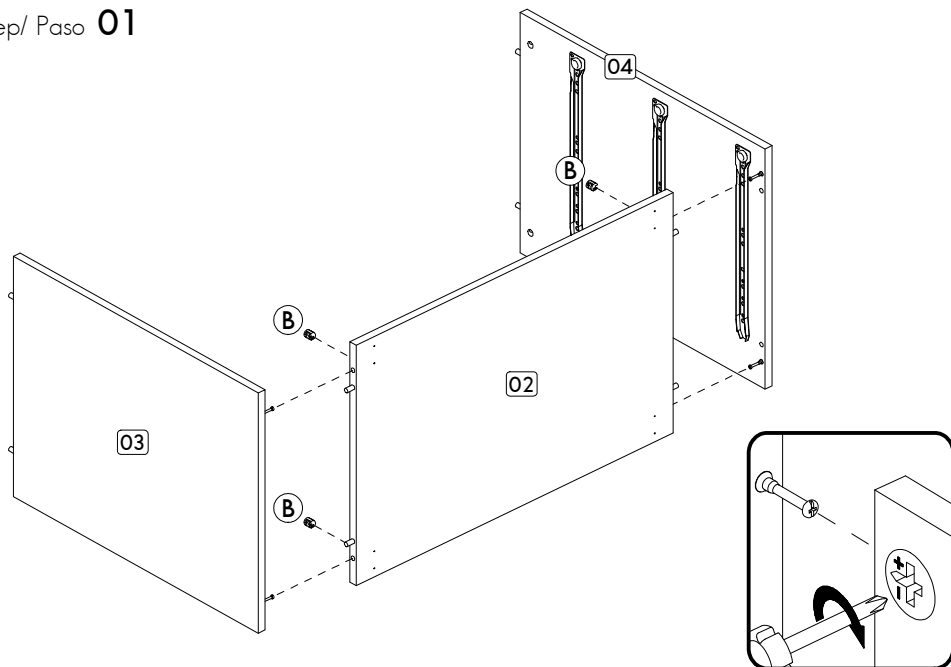
IDENTIFICAÇÃO DAS PEÇAS/ PARTS IDENTIFICATION/ IDENTIFICACIÓN DE LAS PIEZAS



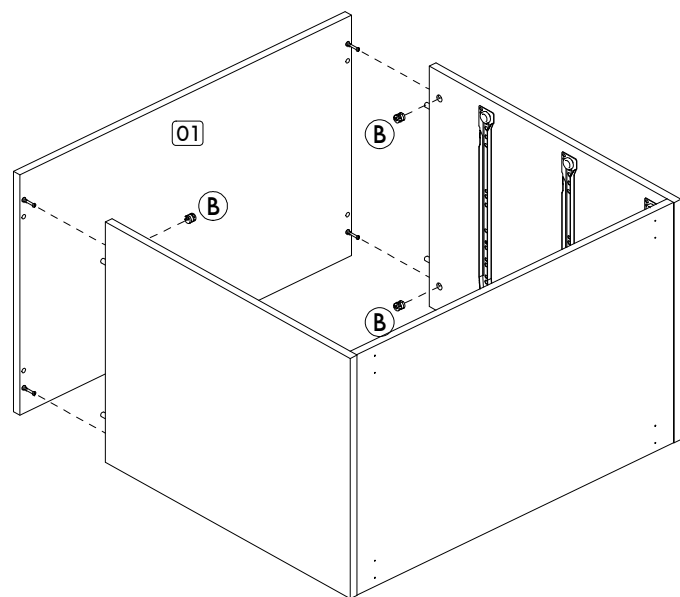
Nº	DESCRIÇÃO - DESCRIPTION - DESCRIPCIÓN	MEDIDAS-MEASURES - MEDIDAS (mm)	QTD.
01	<b>Base superior</b> - Top base - Base superior	725 x 450 x 15	01
02	<b>Base inferior</b> - Bottom base - Base inferior	693 x 450 x 15	01
03	<b>Lateral esquerda</b> - Left side - Lateral izquierda	576 x 450 x 15	01
04	<b>Lateral direita</b> - Right side - Lateral derecha	576 x 450 x 15	01
05	<b>Frente de gaveta</b> - Drawer front - Frente del cajón	685 x 160 x 15	03
06	<b>Lateral esquerda de gaveta</b> - Left side of drawer - Lateral izquierda del cajón	355 x 115 x 15	03
07	<b>Lateral direita de gaveta</b> - Right side of drawer - Lateral derecha del cajón	355 x 115 x 15	03
08	<b>Traseiro de gaveta</b> - Rear of drawer - Trasero del cajón	638 x 115 x 15	03
09	<b>Fundo de gaveta</b> - Bottom of drawer - Fondo del cajón	652 x 354 x 03	03
10	<b>Costa</b> - Backboard - Fondo	584 x 354 x 03	02



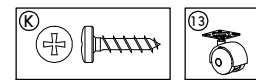
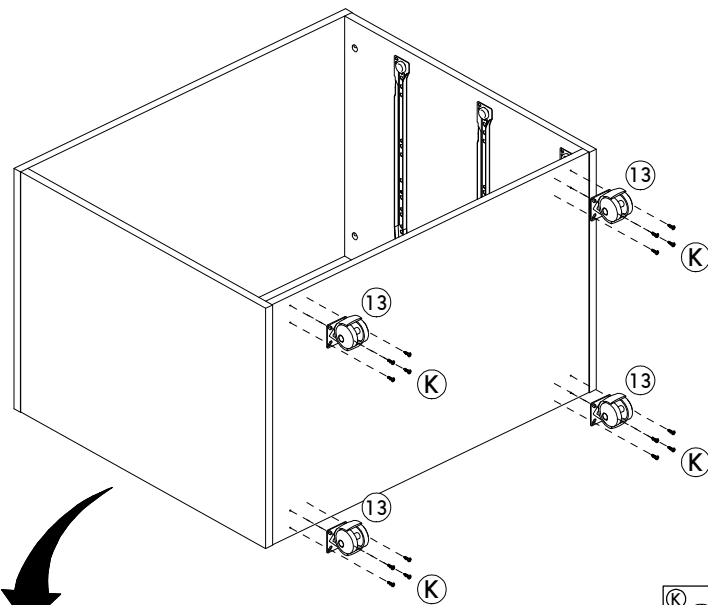
Passo/ Step/ Paso 01



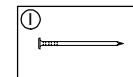
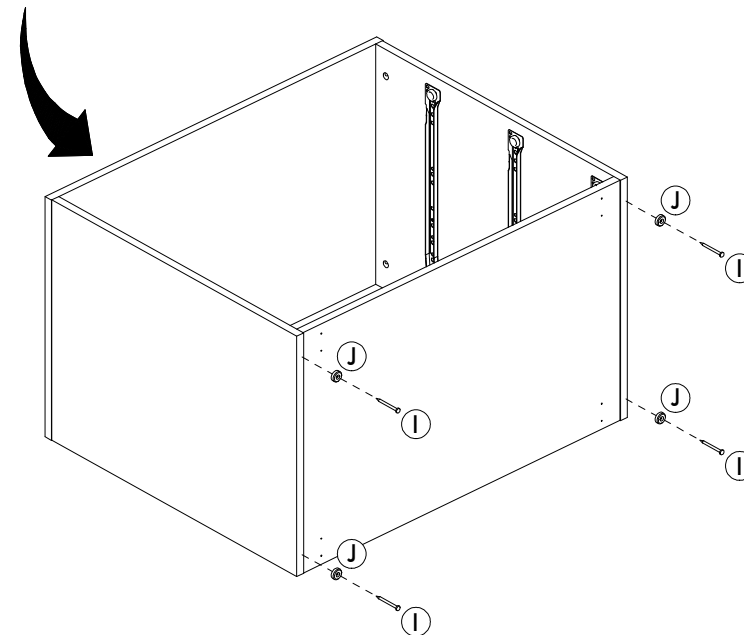
Passo/ Step/ Paso 02



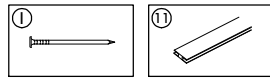
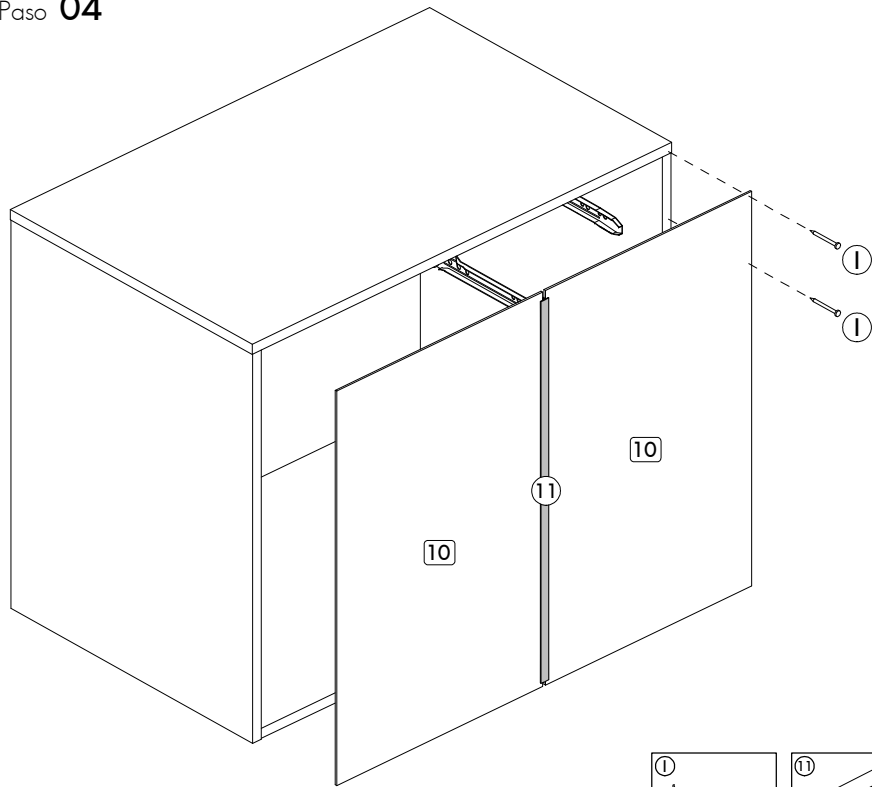
Passo/ Step/ Paso 03



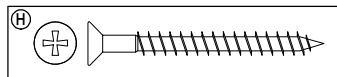
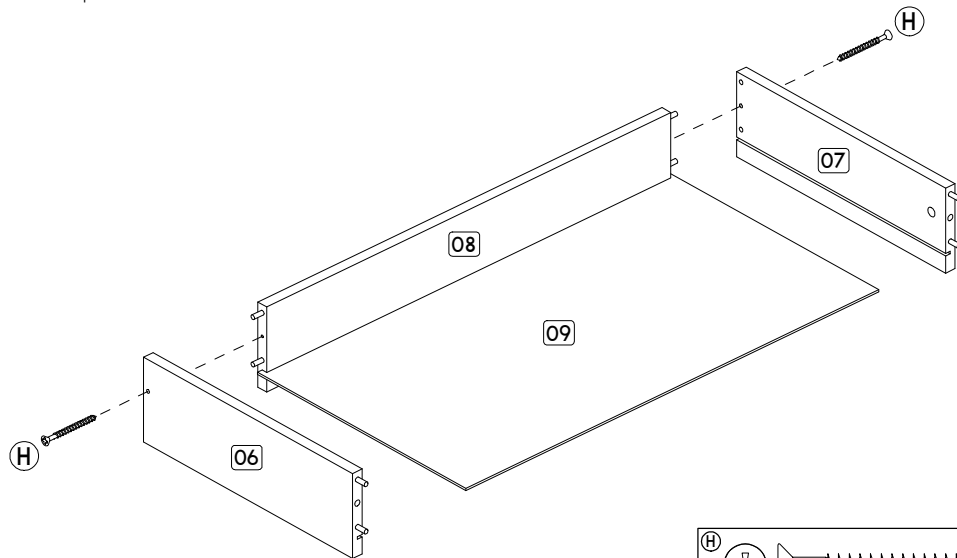
OU



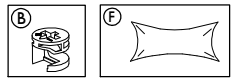
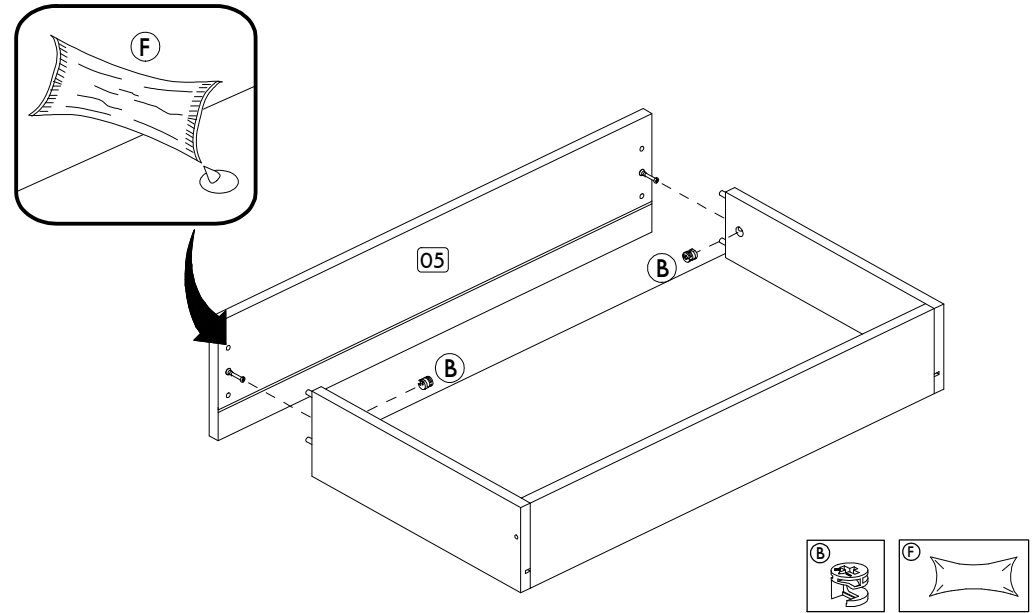
Passo/ Step/ Paso 04



Passo/ Step/ Paso 05



Passo/ Step/ Paso 06



Passo/ Step/ Paso 07

