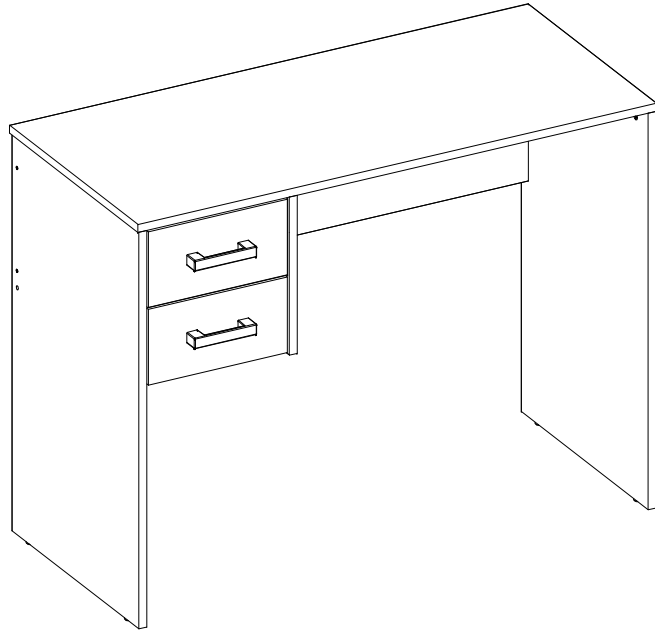


MANUAL DE MONTAGEM
Assembly instructions / Instrucciones de armado

MESA TUPÃ

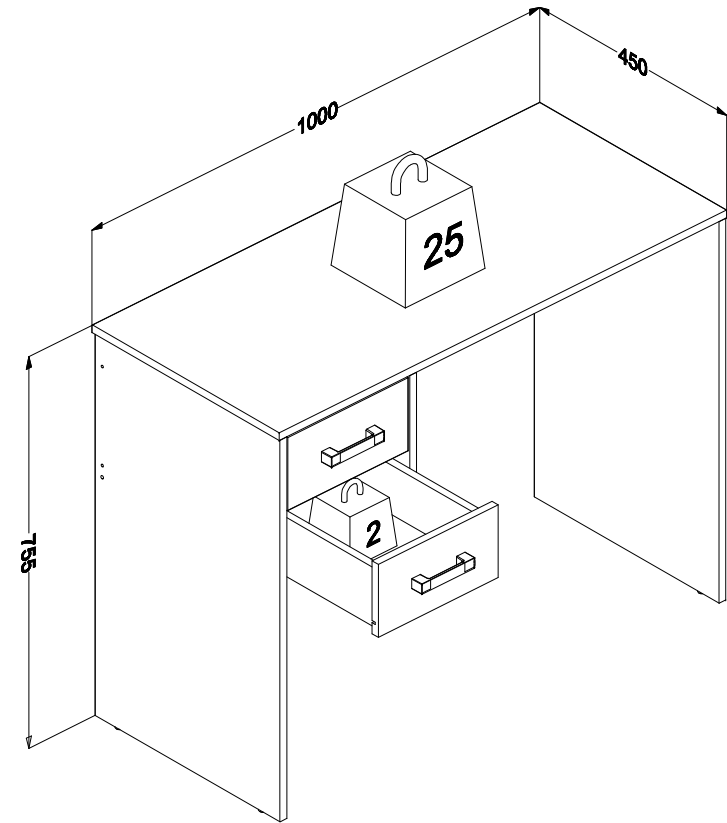
Office table TUPÃ
Escritorio TUPÃ

Código 150122 | Revisão 00




PESO MÁXIMO SUPORTADO PELAS PEÇAS, SENDO ESTE DISTRIBUÍDO UNIFORMEMENTE.

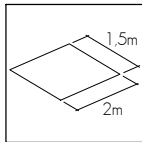
Maximum weight supported by parts, being this evenly distributed.
Peso máximo soportado por las partes, siendo esta distribuido uniformemente.



Você vai precisar de/ You will need / Usted necesitará

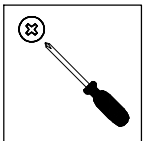


1 Pessoa
1 Person
1 Persona



Espaço recomendado para montagem
Recommended space for assemble
Espacio recomendado para el armado

Ferramentas não inclusas
Tools not included / Herramientas no incluidas



Chave Phillips
Screwdriver Phillips
Destornillador cruz



Martelo
Hammer
Martillo


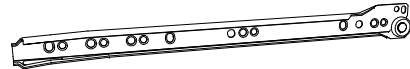
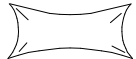
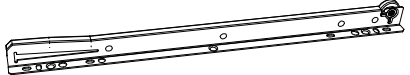
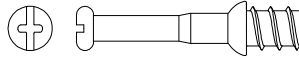
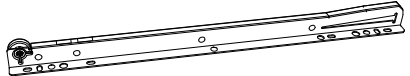




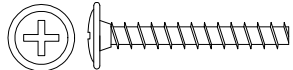
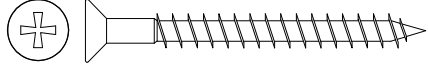
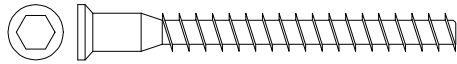





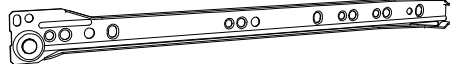
* PESO EM KG/ Weight in Kg/ Peso en Kg
DIMENSÕES EM MM/ Dimensions in mm/ Dimensiones en mm

IDENTIFICAÇÃO DOS ACESSÓRIOS/ IDENTIFICATION OF ACCESSORIES/ IDENTIFICACIÓN DE ACCESORIOS

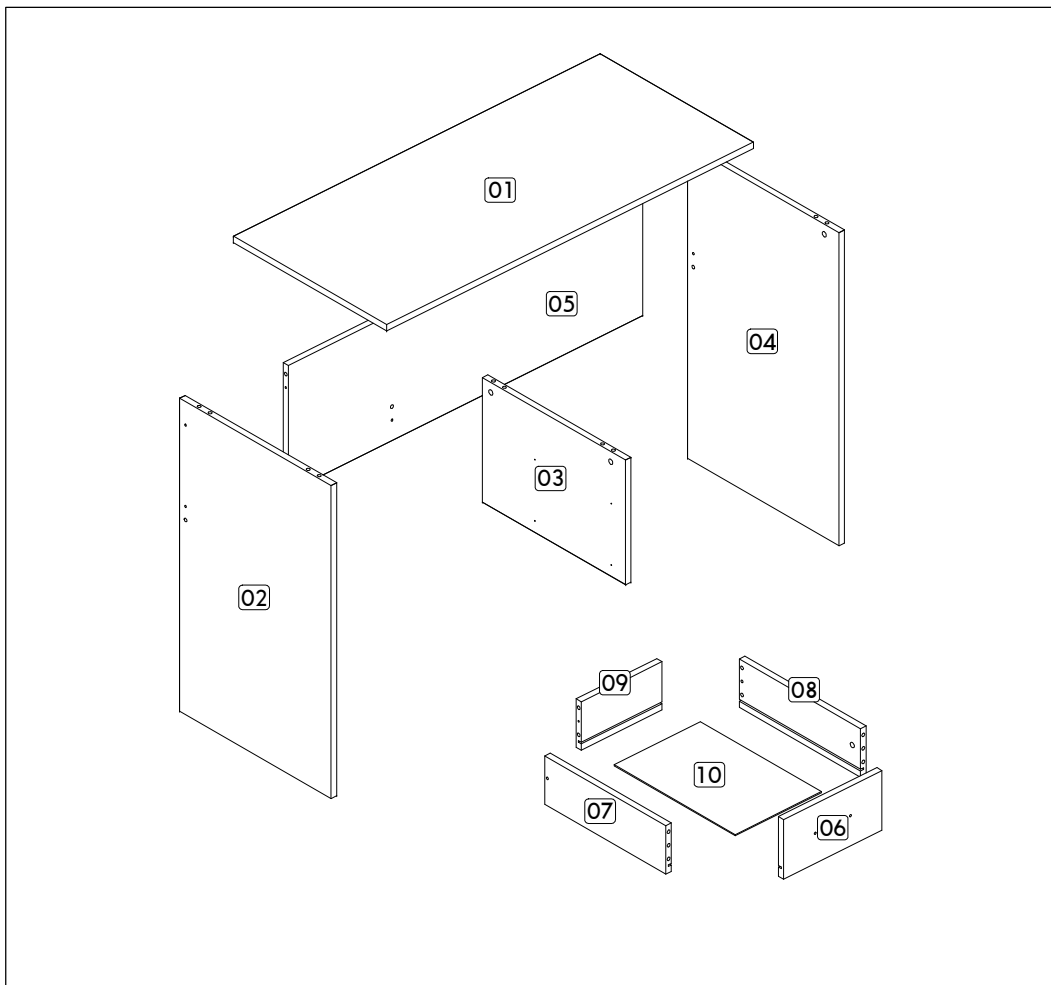
NOTAS: A separação dos acessórios antes de iniciar a montagem facilitará a mesma. Os parafusos e cavilhas estão na escala real. Em caso de dúvida na identificação, coloque o acessório sobre a imagem.

NOTES: The separation of the accessories before you start the assembly will facilitate the same. The screws and dowels are in real scale. In case of doubts about the identification, place the accessory on the image.

NOTAS: La separación de los accesorios antes de comenzar el armado facilitará el mismo. Los tornillos y taquetes son en escala real. En caso de dudas sobre la identificación, coloque el accesorio en la imagen.

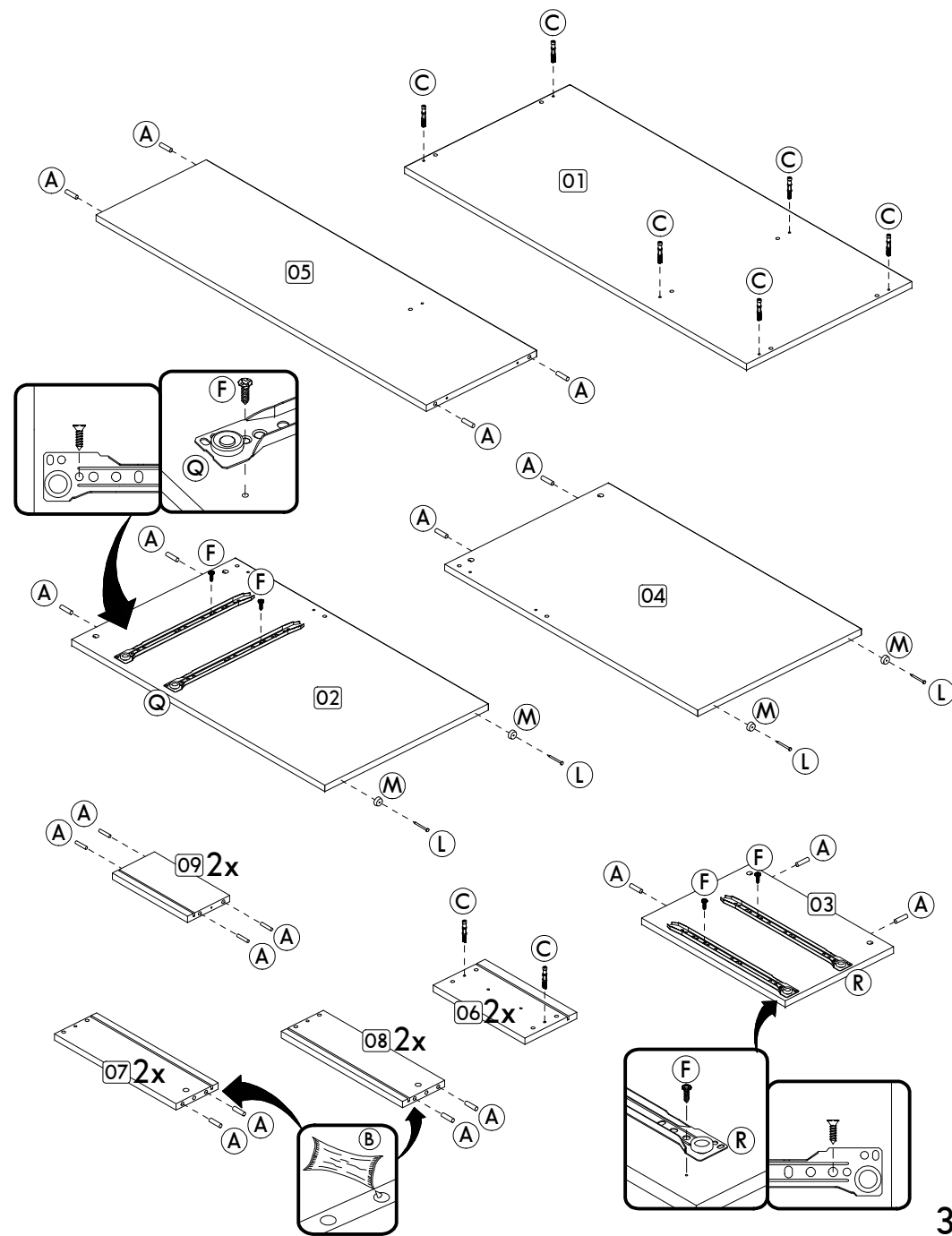
A		Cavilha Wooden Dowel Pin	8x30 mm	27	R		Corrediça lateral direita Metallic slide the right field Corredera lateral derecha	350 mm	02
B		Cola Glue Pegamento	13g	01	S		Corrediça gaveta esquerda Drawer slide left Corredera izquierda cajón	350 mm	02
C		Haste minifix simples Simple minifix screw Tornillo minifix simple	-	10	T		Corrediça gaveta direita Drawer slide right Corredera derecha cajón	350 mm	02
D		Tambor minifix Cam lock Tambor minifix	12 mm	10	U		Tapa furo plástico Plastic hole plugs Tapones plásticos	8 mm	01
E		Tapa furo adesivo Bore patch adhesive Alesaje adhesivo parche	-	06					
F		Parafuso chato Flat head screw Tornillo de cabeza plana	3,0x14 mm	16					
H		Parafuso flangeado Flanged head screw Tornillo de cabeza flangeada	3,5x25 mm	04					
I		Parafuso chato Flat head screw Tornillo de cabeza plana	4,5x45 mm	04					
J		Parafuso estrutural Structural screw Tornillo estrutural	5,0x50 mm	05					
K		Chave allen Allen key Llave Allen	5,0x50 mm	01					
L		Prego Tack Clavo	10 x10	04					
M		Sapata Small Plastic Foot Pie Plástico	-	04					
O		Puxador Handle Tirador	96 mm	02					
P		Tampa parafuso estrutural Structural screw cover Tapa tornillo estrutural	-	05					
Q		Corrediça lateral esquerda Metallic slide the left field Corredera lateral izquierda	350 mm	02					

IDENTIFICAÇÃO DAS PEÇAS/ PARTS IDENTIFICATION/ IDENTIFICACIÓN DE LAS PIEZAS

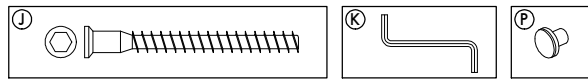
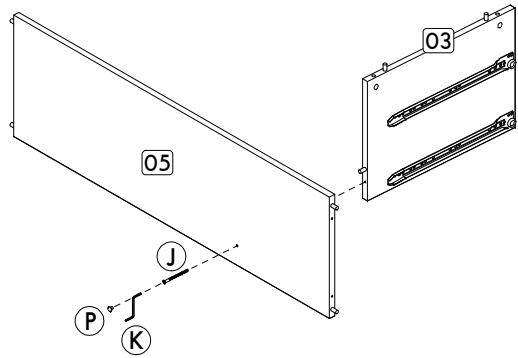


Nº	DESCRIÇÃO - DESCRIPTION - DESCRIPCIÓN	MEDIDAS - MEASURES - MEDIDAS (mm)	QTD.
01	Base superior - Top base - Base superior	1000 x 450 x 15	01
02	Lateral esquerda - Left side - Lateral izquierda	740 x 445 x 15	01
03	Divisão - Division - División	420 x 295 x 15	01
04	Lateral direita - Right side - Lateral derecha	740 x 445 x 15	01
05	Costa - Back - Fondo	966 x 300 x 15	01
06	Frente de gaveta - Drawer front - Frente del cajón	269 x 142 x 15	02
07	Lateral esquerda de gaveta - Left side of drawer - Lateral izquierda del cajón	355 x 115 x 15	02
08	Lateral direita de gaveta - Right side of drawer - Lateral derecha del cajón	355 x 115 x 15	02
09	Traseiro de gaveta - Rear of drawer - Trasero del cajón	220 x 115 x 15	02
10	Fundo de gaveta - Bottom of drawer - Fondo del cajón	355 x 235 x 03	02

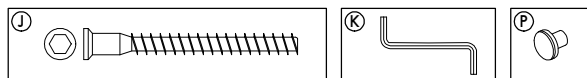
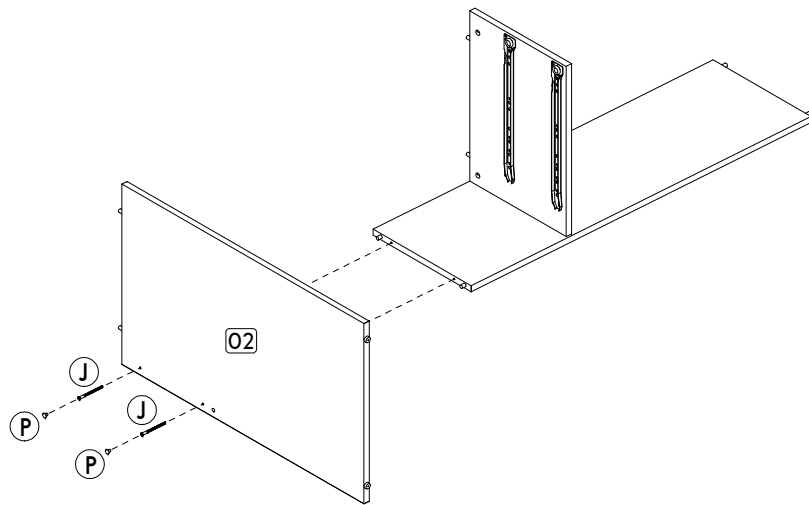
PRÉ-MONTAGEM/ PRE-ASSEMBLE/ PRE ARMADO



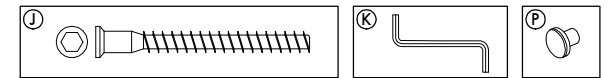
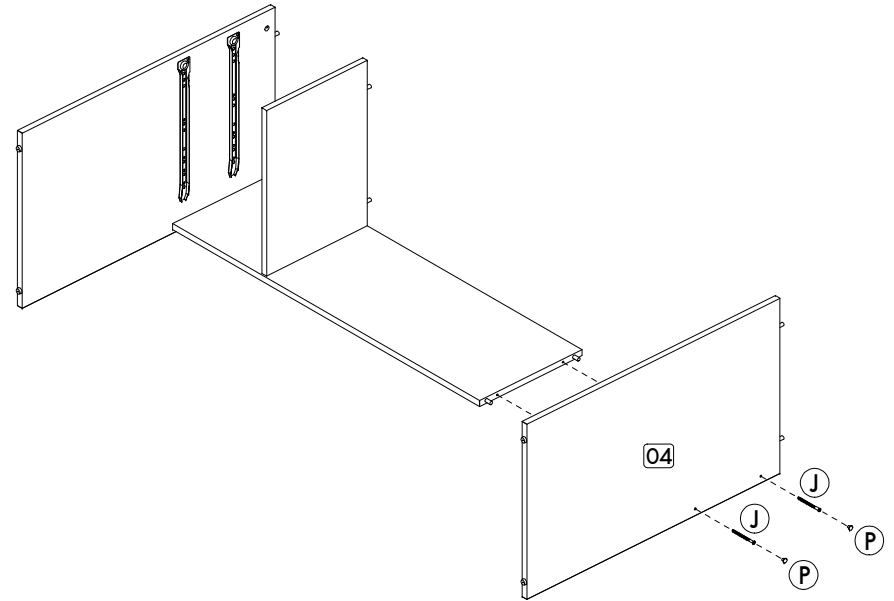
Passo/ Step/ Paso 01



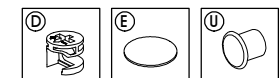
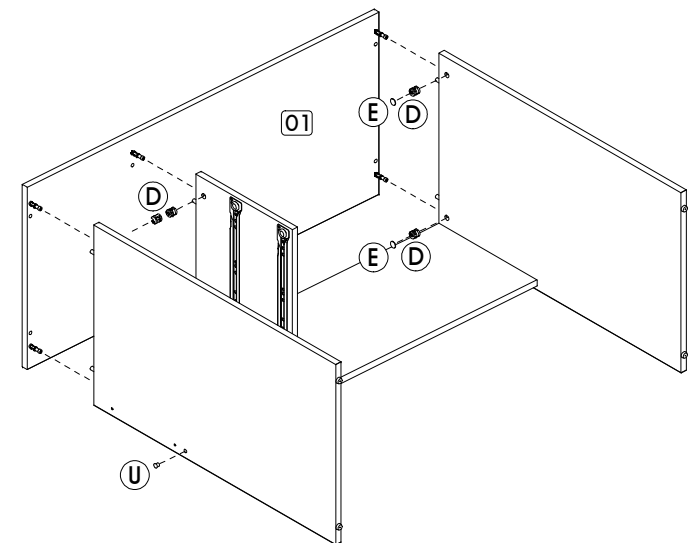

Passo/ Step/ Paso 02



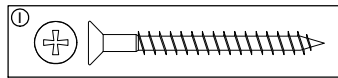
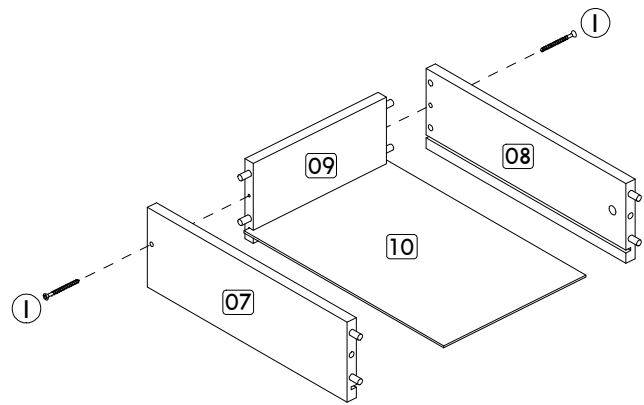
Passo/ Step/ Paso 03



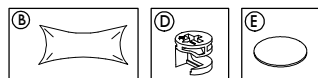
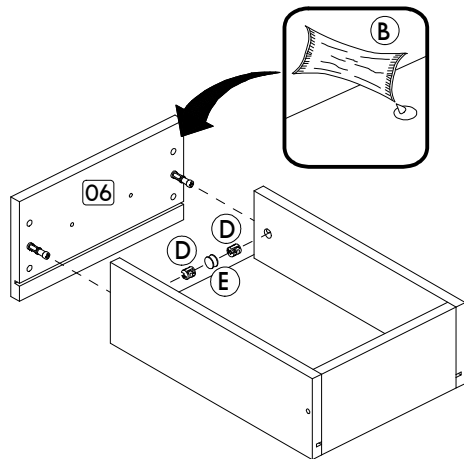
Passo/ Step/ Paso 04



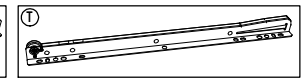
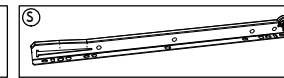
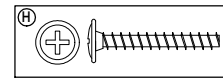
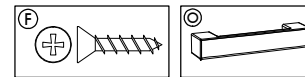
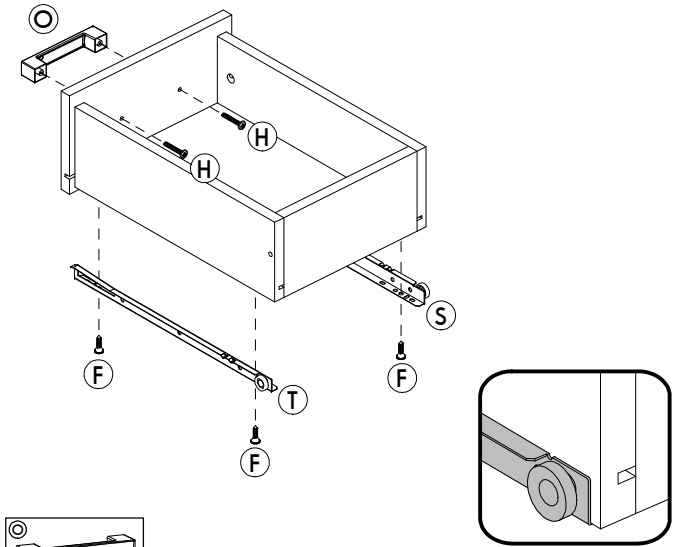
Passo/ Step/ Paso 05



Passo/ Step/ Paso 06



Passo/ Step/ Paso 07



Passo/ Step/ Paso 08

