Madetec Móveis Ltda.
Rua Rouxinol 5205 | Parque Industrial IV
CEP 86706-418 | Arapongas | PR | Brasil
www.madetec.com.br

638 - HOME THEATER OTÁVIO

ESQUEMA DE MONTAGEM | ASSEMBLY INSTRUCTIONS | ESQUEMA DE MONTAJE

Atendimento ao consumidor | *Attendance to the consumer* | *Asistência al consumidor*
tel +55 43 **3303 1800**
fax +55 43 **3303 1802**
madetec@madetec.com.br

CÓDIGO DE PEÇAS | *CODE OF PIECES* | *CÓDIGO DE PIEZAS*

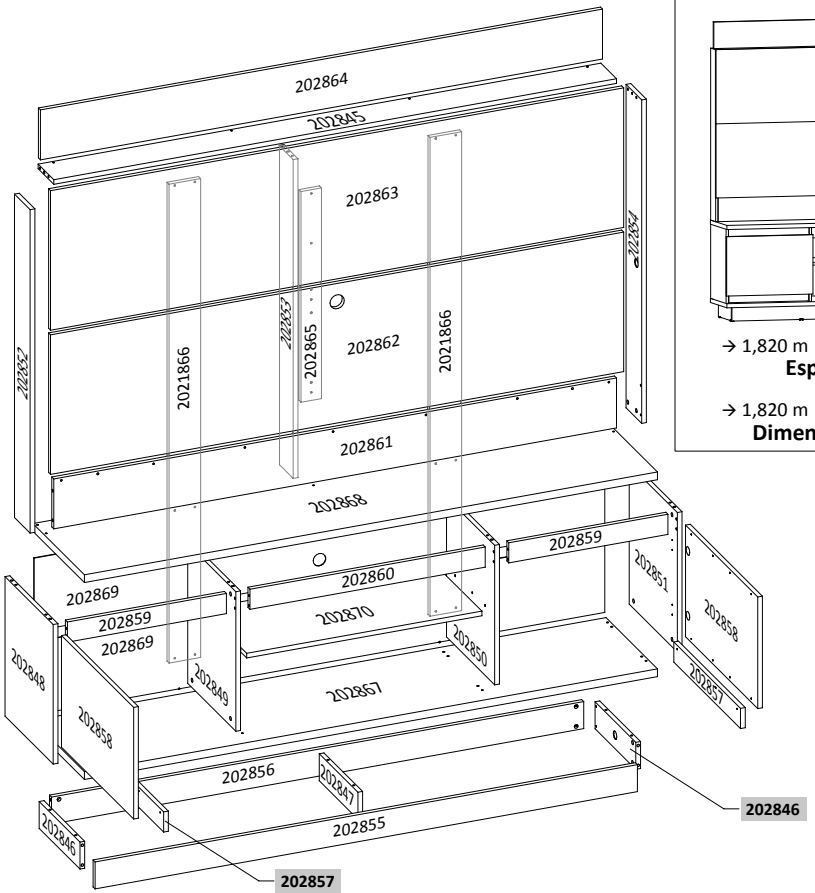

***Dimensões em metros** | *Dimensions in meters* | *Dimensiones en metros*

ASPECTO FINAL | *FINAL ASPECT*

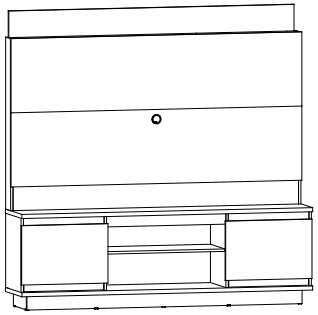

→ 1,820 m ↑ 0,900 m ↖ 0,250 m
Espaço para Tv:

→ 1,820 m ↑ 1,795 m ↖ 0,405 m
Dimensão do Produto:

REF.:	PEÇAS *PIECE* *PIEZA*	MATÉRIA PRIMA	DIMENSÕES* *DIMENSIONS* *DIMENSIONES*	QUANT.
202870	**Prateleira** | *Shelf* | *Stanteria*	MDP	0,747 x 0,335 x 0,015	1
202845	**Tampo superior** | *Top* | *Tapa*	MDP	1,787 x 0,117 x 0,015	1
202846	**Rodapé lateral** | *Lateral footer* | *Pie lateral*	MDP	0,305 x 0,087 x 0,015	2
202847	**Rodapé central** | *Right baseboard* | *Rodaplé lat. derecha*	MDP	0,289 x 0,087 x 0,015	1
202848	**Lateral esquerda** | *Left side* | *Lateral izquierda*	MDP	0,450 x 0,360 x 0,015	1
202849	**Divisão esquerda** | *Left division* | *División izquierda*	MDP	0,450 x 0,360 x 0,015	1
202850	**Divisão direita** | *Right division* | *División derecha*	MDP	0,450 x 0,360 x 0,015	1
202851	**Lateral direita** | *Right side* | *Lateral derecha*	MDP	0,450 x 0,360 x 0,015	1
202852	**Travessa superior esquerda** | *The upper cross member left* | *Travesaño superior izquierda*	MDP	1,043 x 0,117 x 0,015	1
202853	**Travessa superior central** | *Central upper cross member* | *Travesaño superior central*	MDP	1,026 x 0,102 x 0,015	1
202854	**Travessa superior direita** | *The upper cross member right* | *Travesaño superior derecho*	MDP	1,043 x 0,117 x 0,015	1
202855	**Rodapé frontal** | *Front baseboard* | *Rodaplé frontal*	MDP	1,722 x 0,087 x 0,015	1
202856	**Rodapé traseiro** | *Back baseboard* | *Rodaplé traseiro*	MDP	1,690 x 0,087 x 0,015	1
202857	**Detalhe da porta** | *Detail of the door* | *Detalle de la puerta*	MDP	0,499 x 0,065 x 0,015	2
202858	**Porta** | *Door* | *Puerta*	MDF	0,540 x 0,360 x 0,015	2
202859	**Travessa lateral da porta** | *Side cross member of the door* | *Travesaño lateral de la puerta*	MDP	0,505 x 0,065 x 0,015	2
202860	**Travessa central da porta** | *Cross-beam made central door* | *Travesaño central puerta*	MDP	0,747 x 0,065 x 0,015	1
202861	**Painel inferior traseiro** | *The bottom panel* | *La parte inferior del panel*	MDP	1,787 x 0,161 x 0,015	1
202862	**Painel inferior da Tv** | *The bottom panel of the Tv* | *Panel inferior del televisor*	MDP	1,820 x 0,450 x 0,015	1
202863	**Painel superior da Tv** | *The top panel of the Tv* | *Panel superior de la Tv*	MDP	1,820 x 0,450 x 0,015	1
202864	**Painel superior traseiro** | *The top panel rear screen* | *Panel superior de la pantalla trasera*	MDP	1,785 x 0,161 x 0,015	1
202865	**Travessa traseira do painel** | *Rear cross member of the panel* | *Travesaño trasero del panel*	MDP	0,678 x 0,065 x 0,015	1
202866	**Apoio traseiro** | Rear Support | *Soporte trasero*	MDP	1,541 x 0,100 x 0,015	2
202867	**Base** | *Base* | *Base*	MDP	1,820 x 0,385 x 0,025	1
202868	**Tampo** | *Top* | *Tapa*	MDP	1,820 x 0,385 x 0,025	1
202869	**Fundo traseiro** | *Rear bottom* | *Parte inferior trasera*	MDF	1,812 x 0,246 x 0,003	2

ACESSÓRIOS | *ACCESSORIES* | *ACESORIOS*

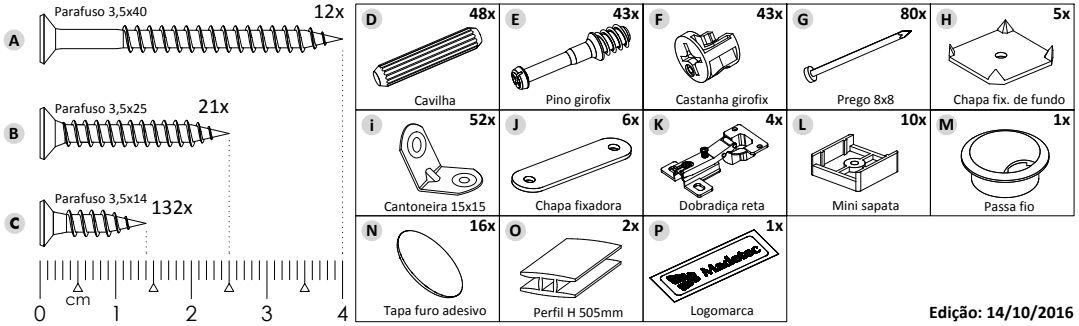

Edição: 14/10/2016

INSTRUÇÕES | *INSTRUCTIONS* | *INSTRUCCIONES*

- Prepare a montagem do móvel próximo ao local que ele ficará definitivamente e evite deslocá-lo depois de montado;
- Forre o chão com papelão ou similar e utilize a isomanta que vem entre as peças para evitar o contato entre elas durante a montagem;
- Monte o móvel obedecendo a ordem numérica da **sequência de montagem (S.M)**, identificando as peças pelo **código de peça (C.P.)** carimbado na mesma, de acordo com a tabela.

- *Prepare the assembly of the close piece of furniture to the place that it will be definitively and avoid to move after done. Will be definitively and avoid to move after done;*
- *Cover the ground with cardboard or similar and use the isomanta that it comes among the pieces to avoid the contact among them during the assembly;*
- *Set up the piece of furniture obeying the numeric order of the **assembly sequence (S.M.)**, identifying the pieces by **code of piece (C.P.)** stamped in the same, in agreement with the table.*

- *Prepare la montaje del mobiliario proximo al lugar que estará definitivamente y evite mover después de hecho;*
- *Tape la suelo con cartón o similar y use la "isomanta" que viene entre las piezas para evitar el contacto entre ellos durante la montaje;*
- *Monte el mobiliario obedeciendo el orden numérico de la **sucesión de montaje (S.M.)**, identificando las piezas por el **código de piezas (C.P.)** de la misma estampado en esta, de acuerdo con la tabla .*

CUIDADOS ESPECIAIS | *SPECIAL CARES* | *CUIDADOS ESPECIALES*:

LIMPEZA: Pano limpo umedecido em água e sabão neutro - **BRILHO:** Flanela seca

CLEANING: *Clean cloth humididfied in water and neutral soap* - ***SHINE:*** *Dry flannel*

LIMPIEZA: *Tela limpia humedecida en la agua y el jabón neutro* - ***BRILLO:*** *Franela seca*

1º PASSO | *PASS* | *PASO*

PEÇAS
PIECES
PIEZAS

S.M.	C.P.
01	202856
02	202846
03	202846

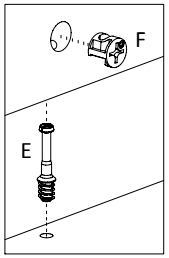

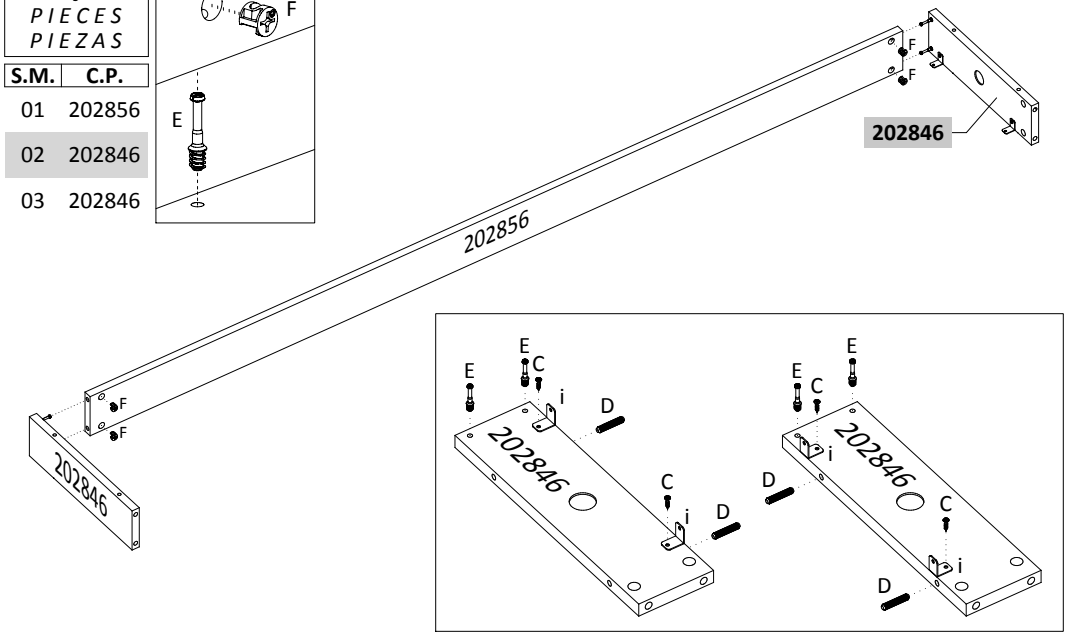

2º PASSO | *PASS* | *PASO*

PEÇAS
PIECES
PIEZAS

S.M.	C.P.
01	202855

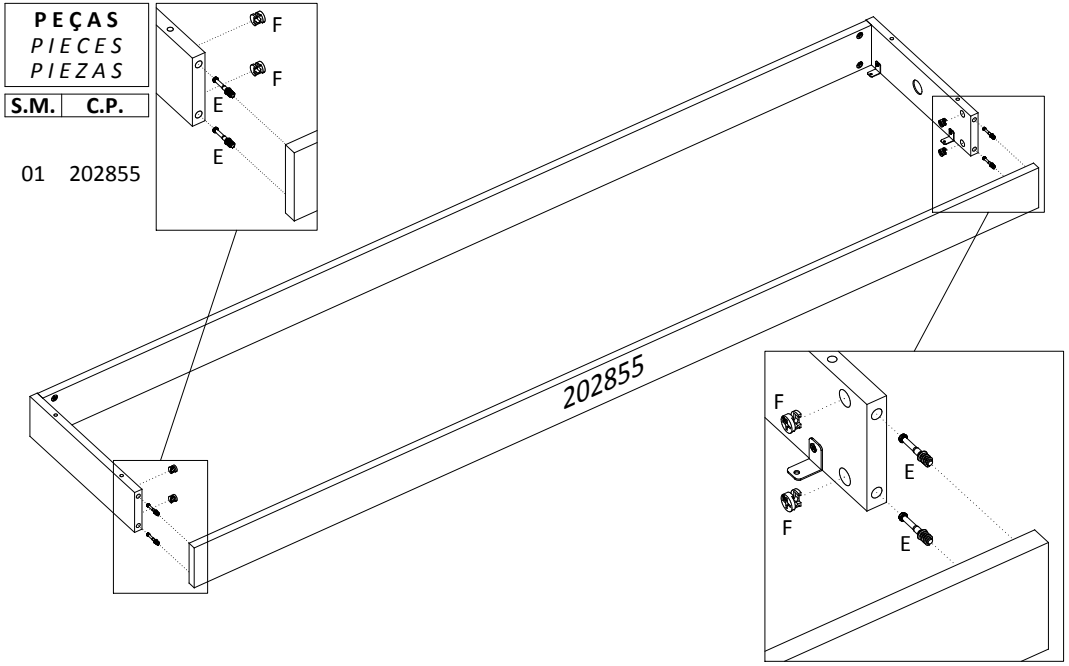

3º PASSO | *PASS* | *PASO*

PEÇAS
PIECES
PIEZAS

S.M.	C.P.
01	202867
02	202847

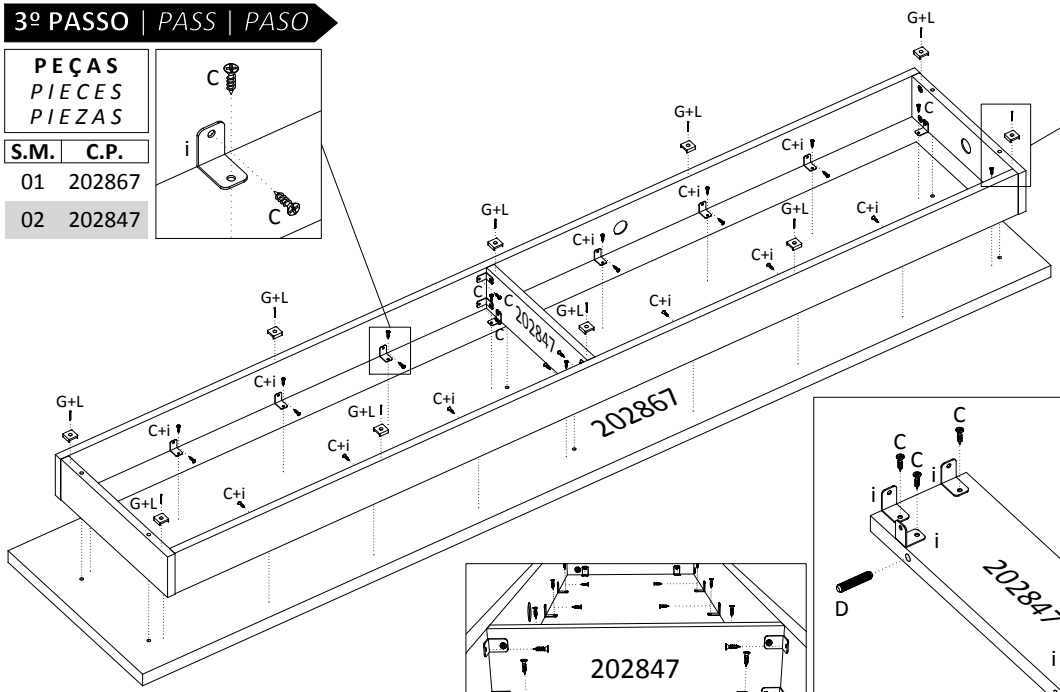

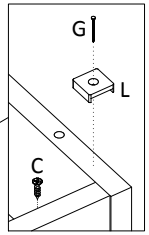

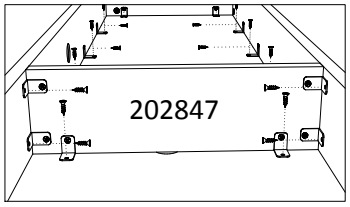

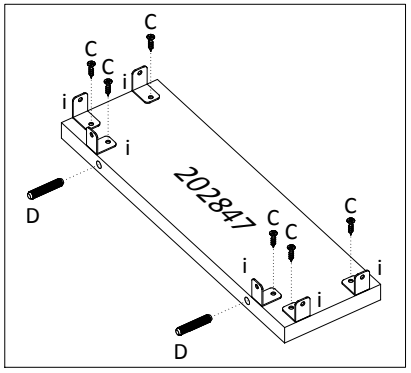

4º PASSO | *PASS* | *PASO*

PEÇAS
PIECES
PIEZAS

S.M.	C.P.
01	202849
02	202870
03	202850
04	202860
05	202848
06	202859
07	202851
08	202859

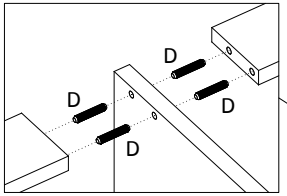

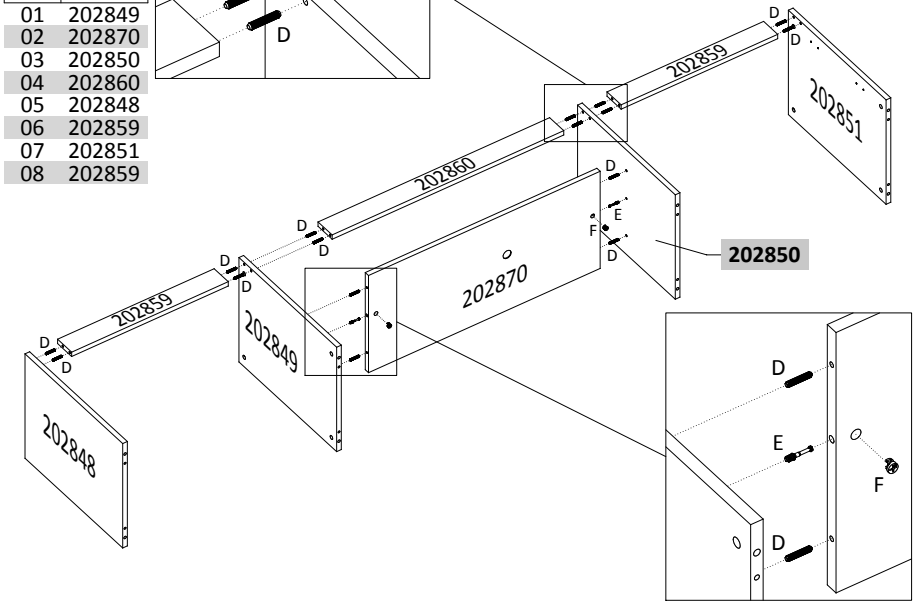

5º PASSO | *PASS* | *PASO*

PEÇAS
PIECES
PIEZAS

S.M.	C.P.
01	202848
02	202849
03	202850
04	202851
05	202868

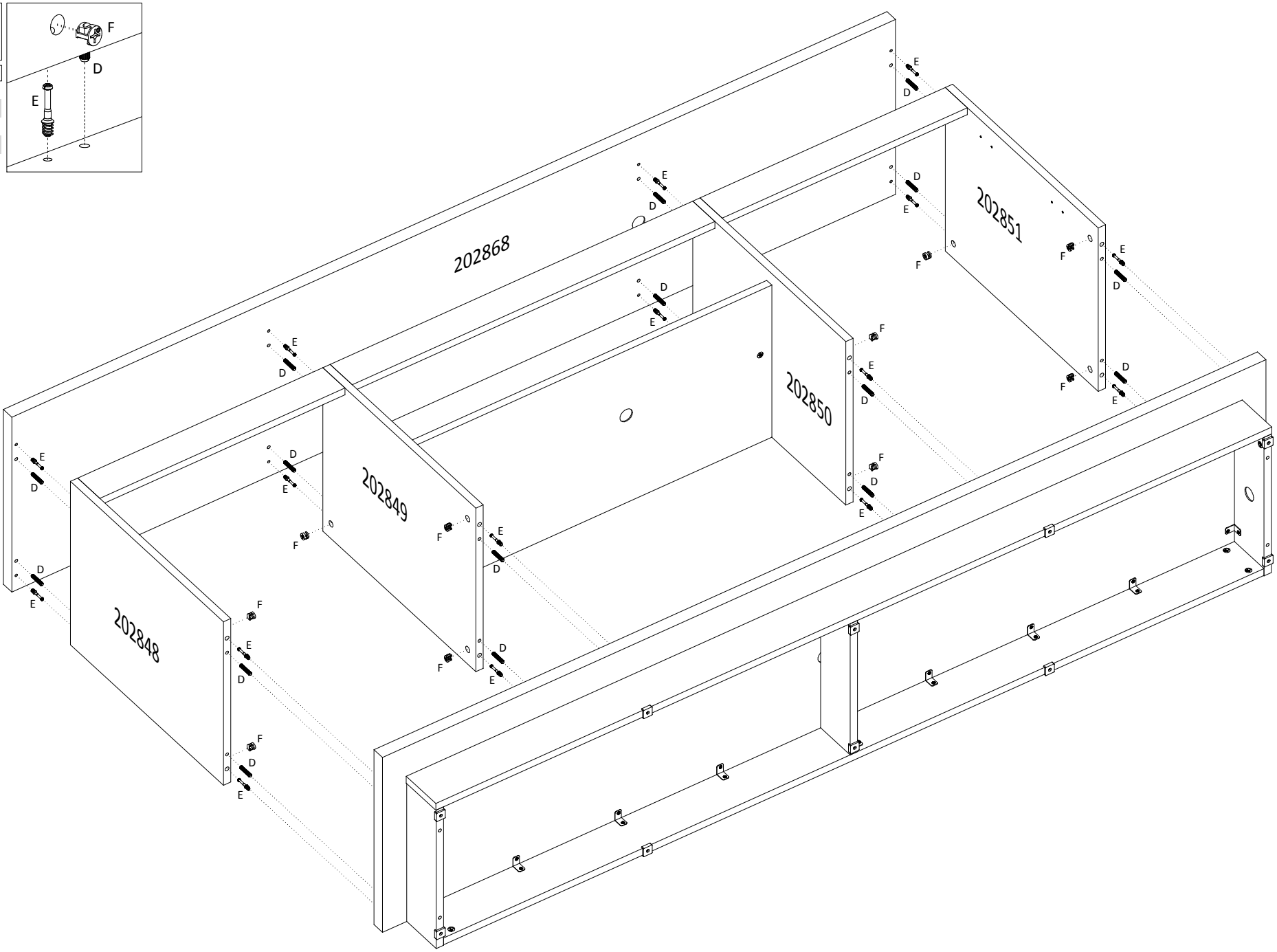

6º PASSO | *PASS* | *PASO*

PEÇAS
PIECES
PIEZAS

S.M.	C.P.
01	202869
02	202869

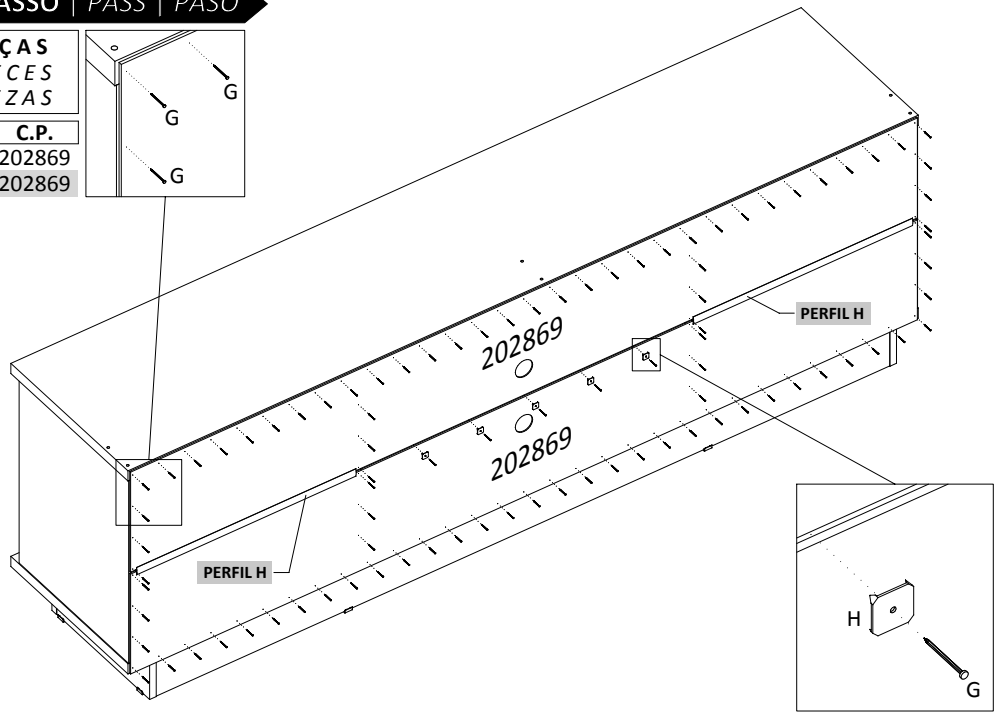

7º PASSO | *PASS* | *PASO*

PEÇAS
PIECES
PIEZAS

S.M.	C.P.
01	202862
02	202863
03	202865
04	202861

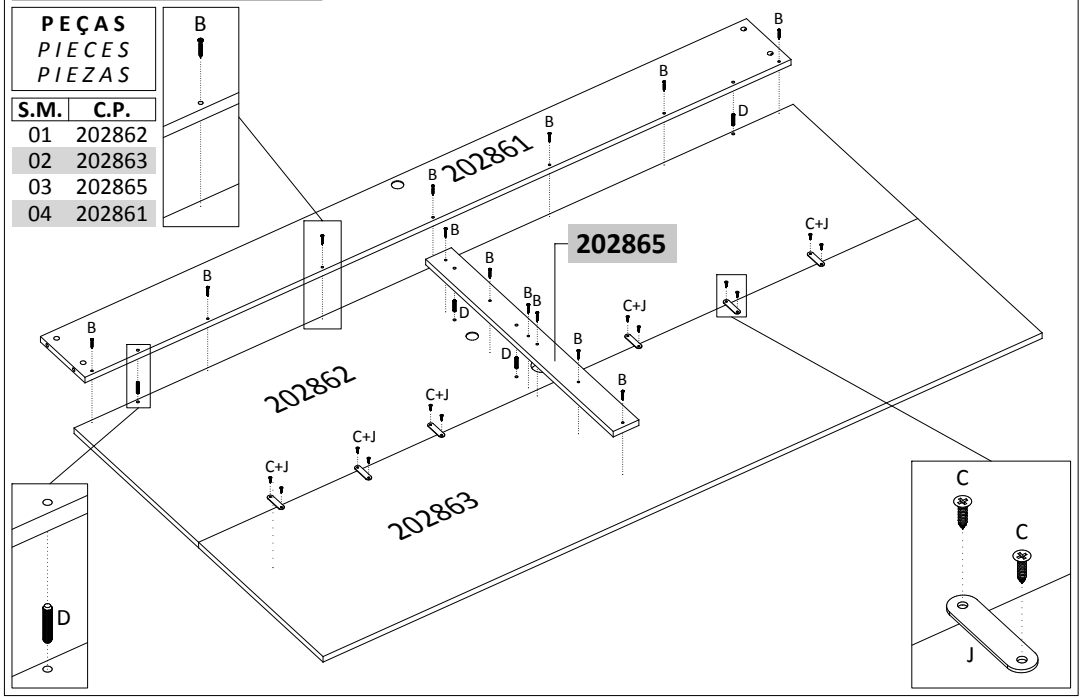

8º PASSO | *PASS* | *PASO*

PEÇAS
PIECES
PIEZAS

S.M.	C.P.
01	202852
02	202854
03	202864
04	202853

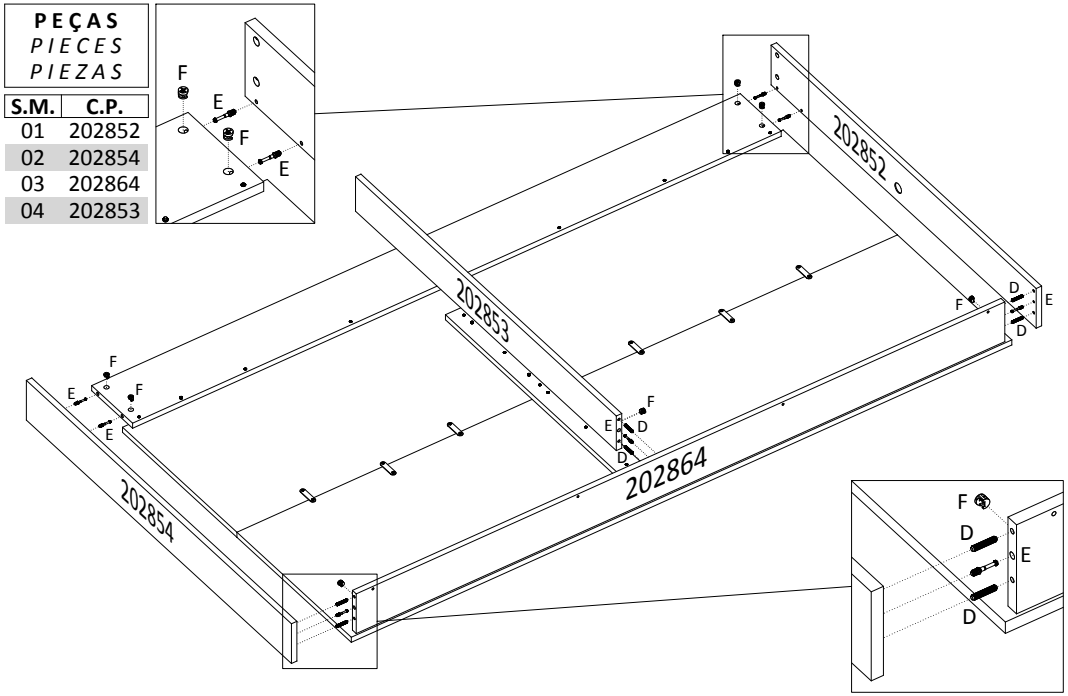

9º PASSO | *PASS* | *PASO*

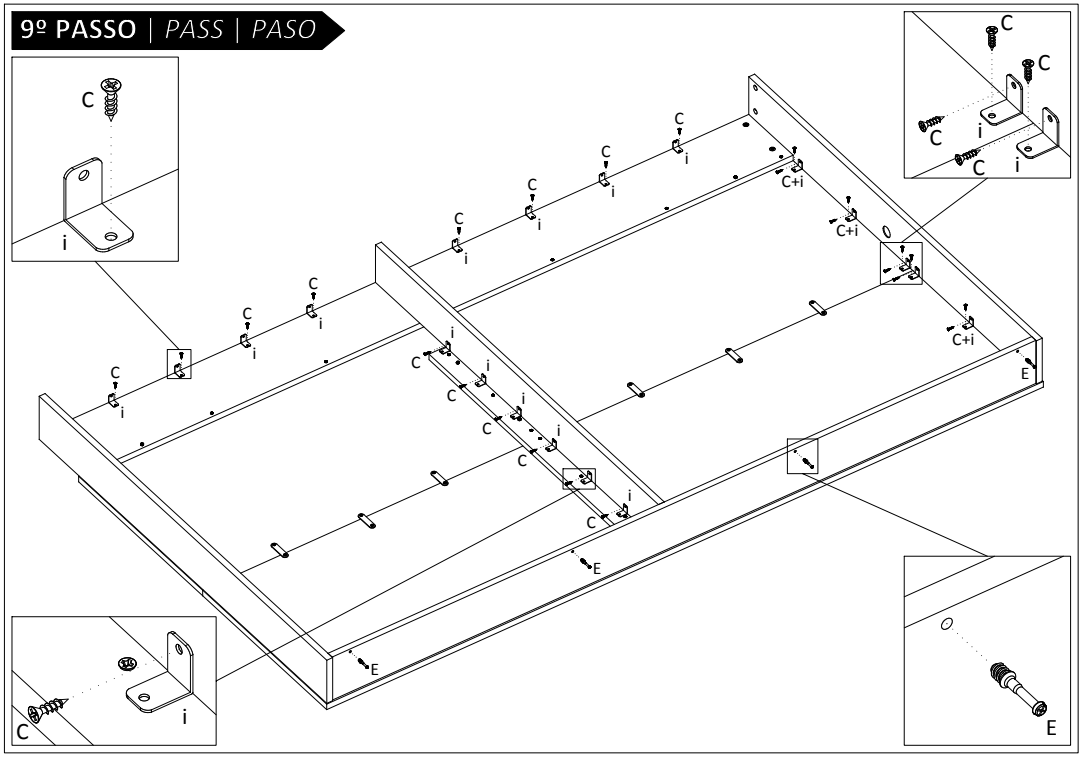

10º PASSO | *PASS* | *PASO*

PEÇAS
PIECES
PIEZAS

S.M.	C.P.
01	202864

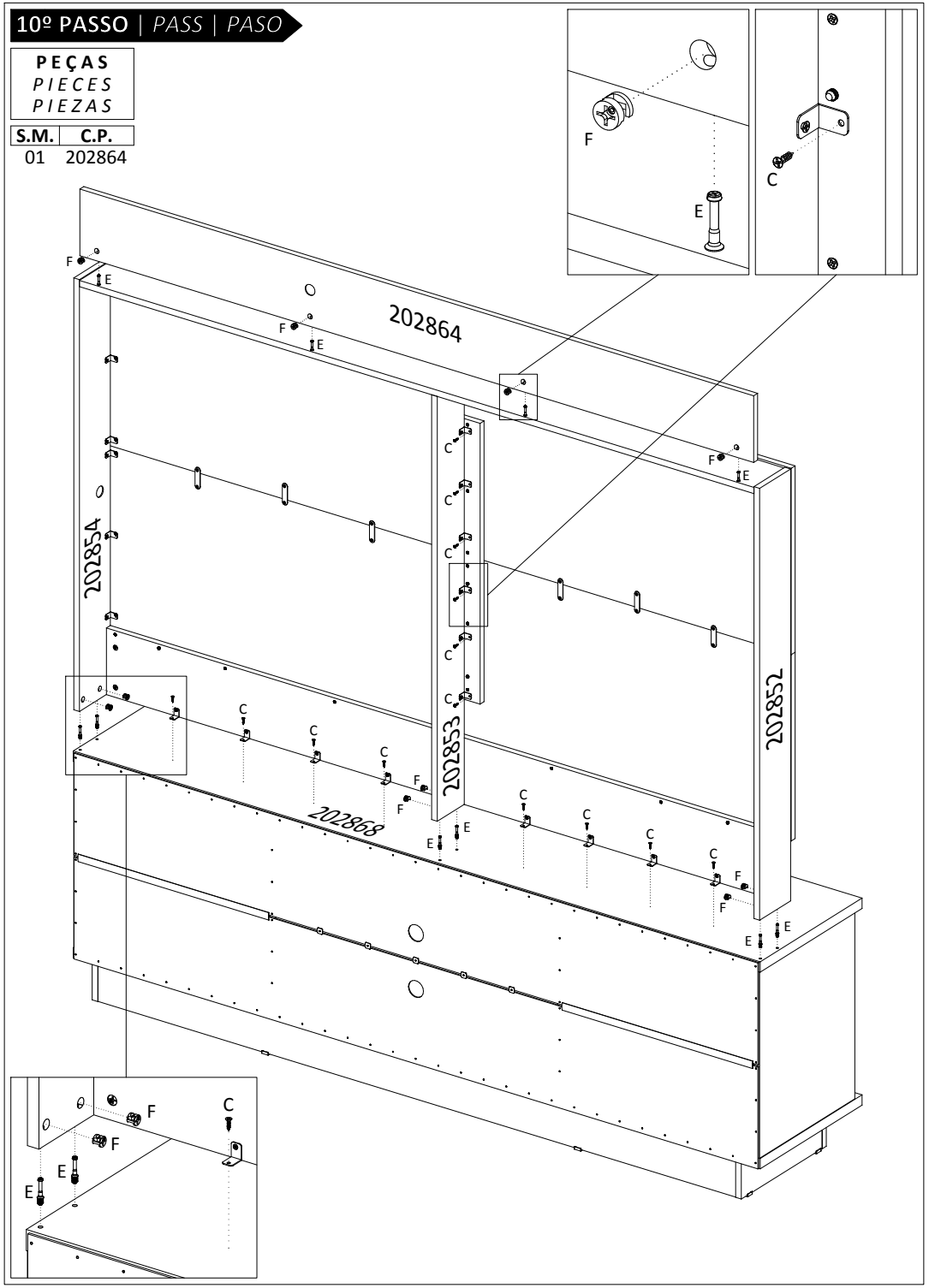

11º PASSO | *PASS* | *PASO*

PEÇAS
PIECES
PIEZAS

S.M.	C.P.
01	202866
02	202866

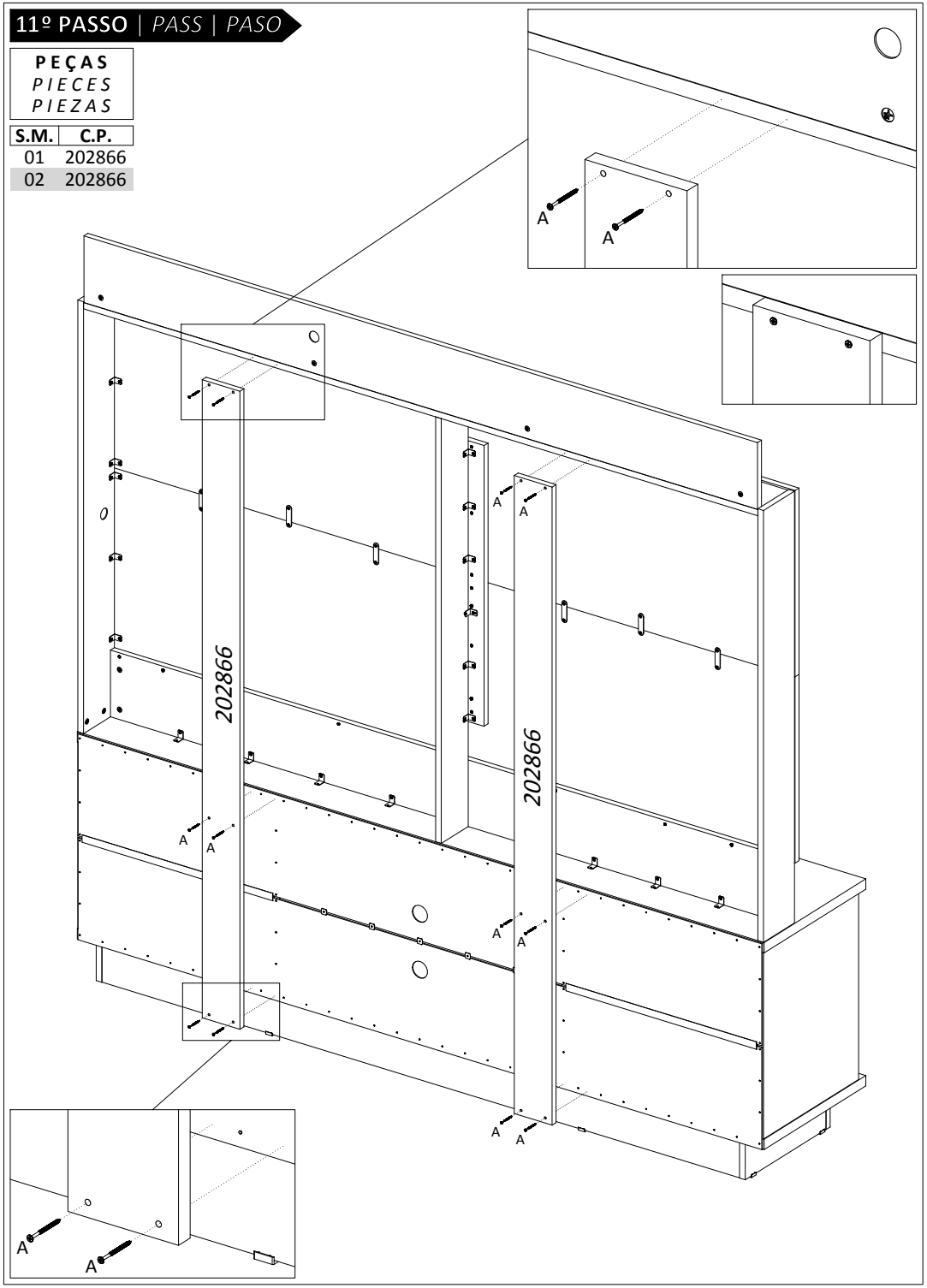

12º PASSO | *PASS* | *PASO*

PEÇAS *PIECES* *PIEZAS*	
S.M.	**C.P.**
01	202858
02	202857
03	202858
04	202857

MONTAGEM PORTA ESQUERDA
Assemble the left door
Montar la puerta izquierda

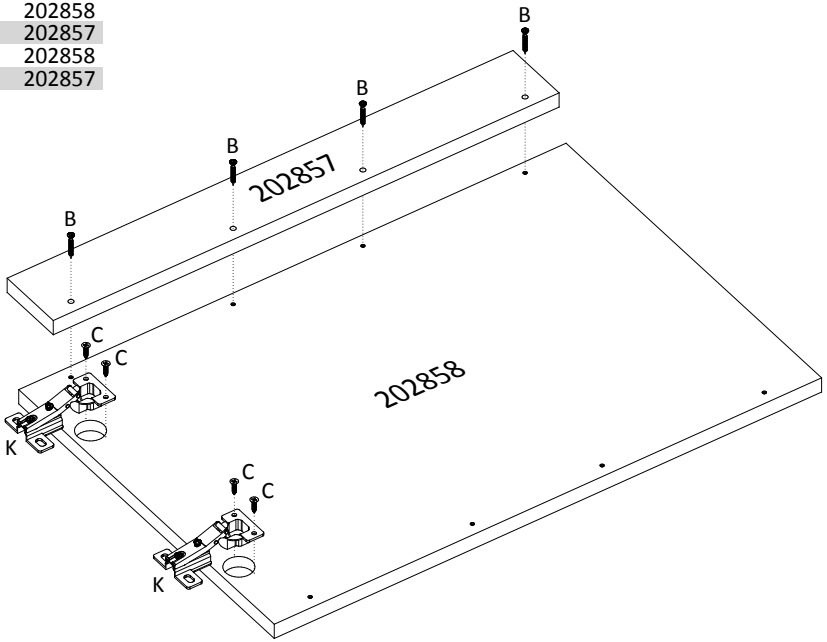

MONTAGEM PORTA DIREITA
Assemble the right door
Montar la puerta derecha

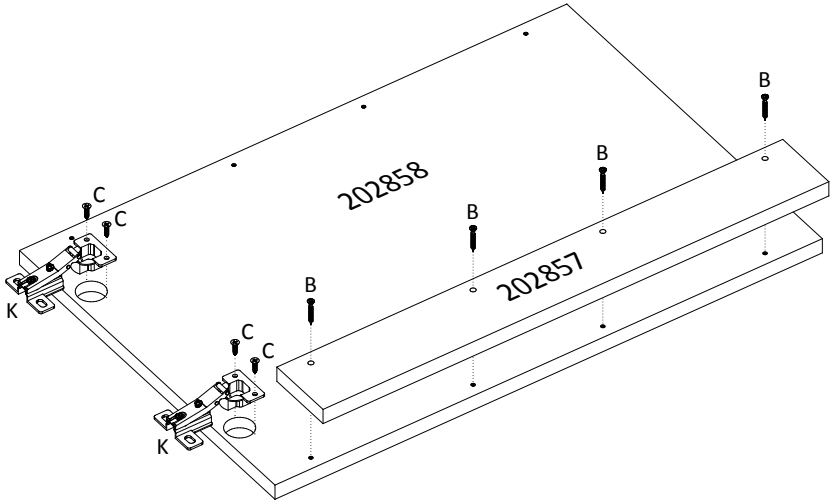
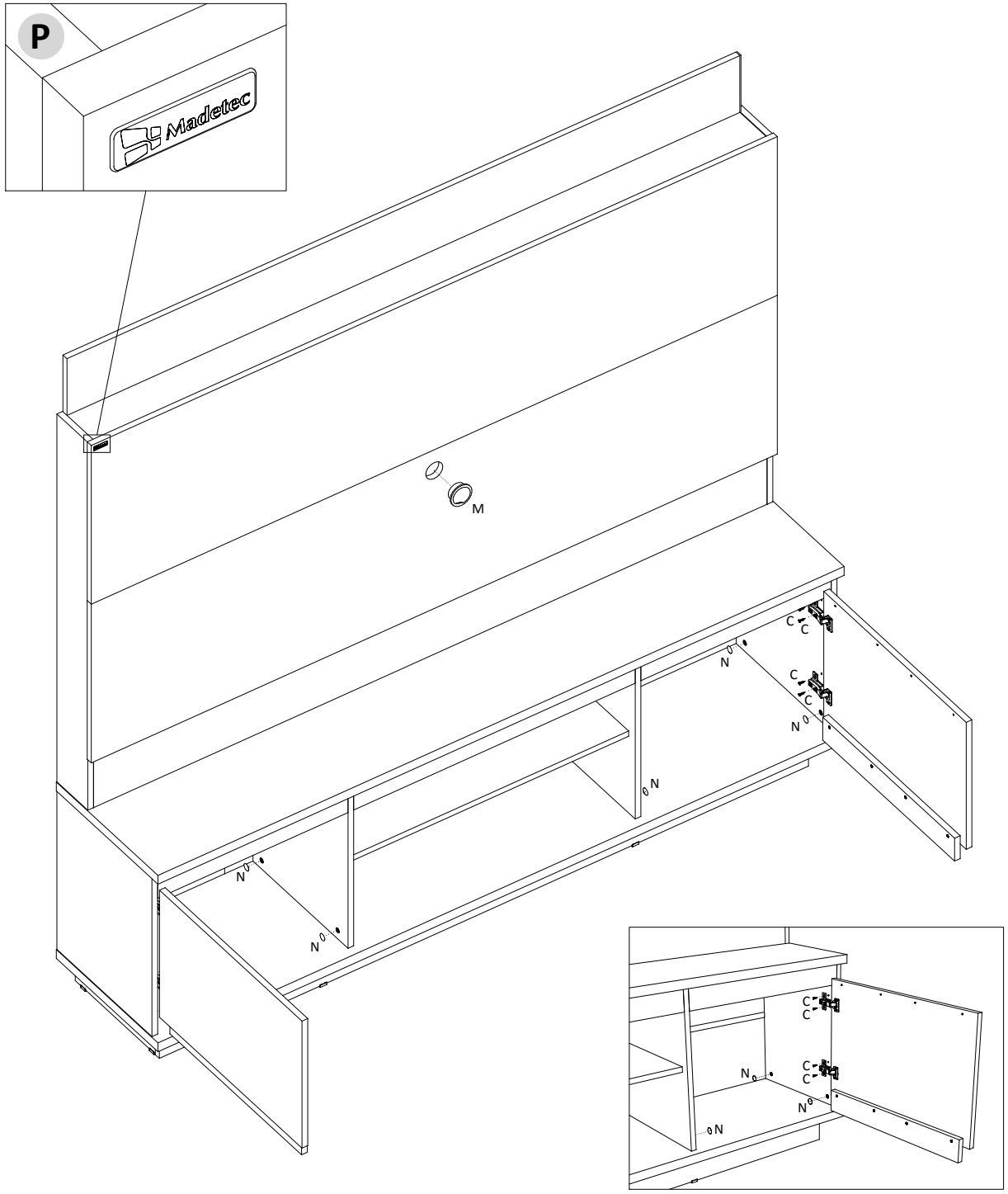
13º PASSO | *PASS* | *PASO*