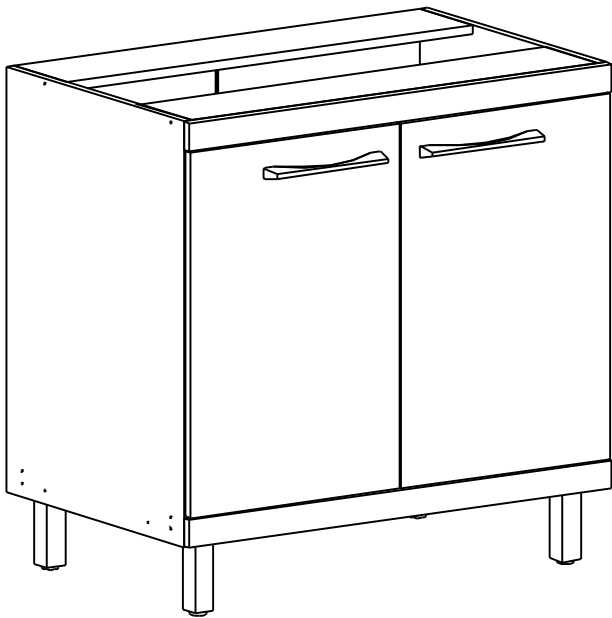



# INSTRUÇÕES DE MONTAGEM



**REF.:  
VT-803**



**REF.:  
FL-808**


## IMPORTANTE:

**PRODUTO FABRICADO COM CHAPAS DE MDP E MDF 15MM E FUNDOS EM HDF 3MM COM PINTURA ULTRAVIOLETA.**

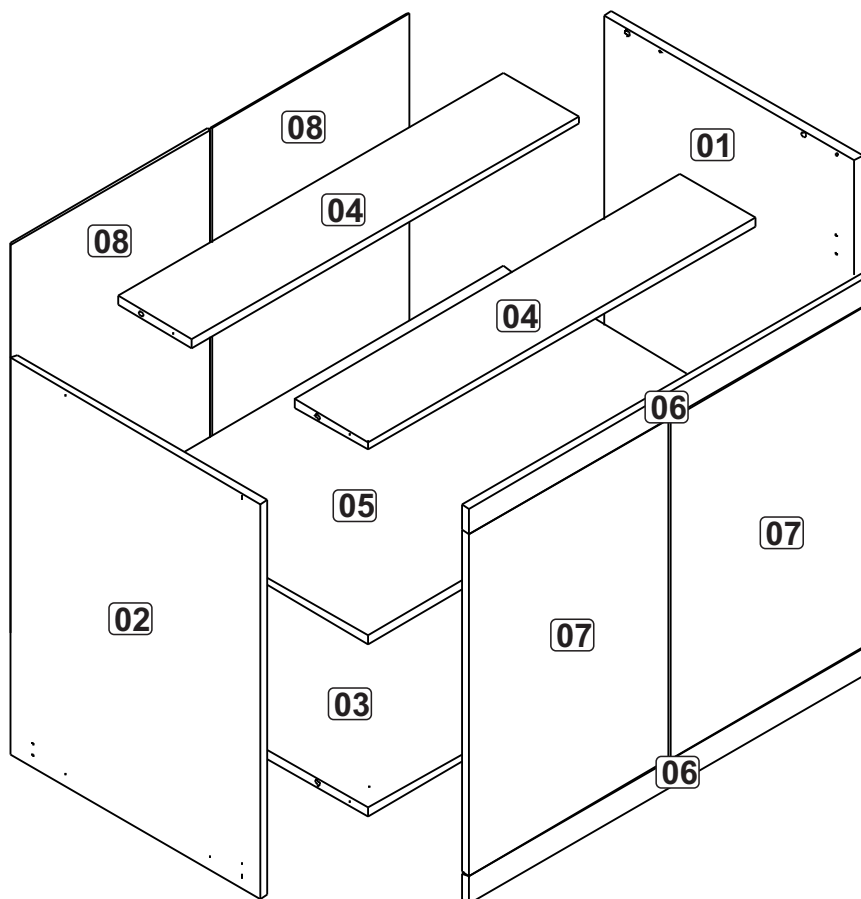
### FERRAMENTAS



**20 MIN**





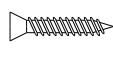
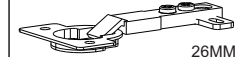




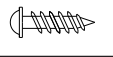







HECOL INDÚSTRIA E COMÉRCIO DE MÓVEIS LTDA  
RUA ARLINDO BACCIN, 601 | BAIRRO VINHEDOS  
CAIXA POSTAL 847 | CEP 95700 - 000 | FONE/FAX (54) 3454 - 5900  
BENTO GONÇALVES | RIO GRANDE DO SUL | BRASIL  
EMAIL: [HECOLMOV@TERRA.COM.BR](mailto:HECOLMOV@TERRA.COM.BR)  
[WWW.HECOLMOVEIS.COM.BR](http://WWW.HECOLMOVEIS.COM.BR)



## LISTA DE PECAS:

- 01 - LATERAL DIREITA
- 02 - LATERAL ESQUERDA
- 03 - BASE
- 04 - TRAVESSA
- 05 - PRATELEIRA
- 06 - DETALHE MDF
- 07 - PORTA MDF OU C/ VIDRO
- 08 - COSTA

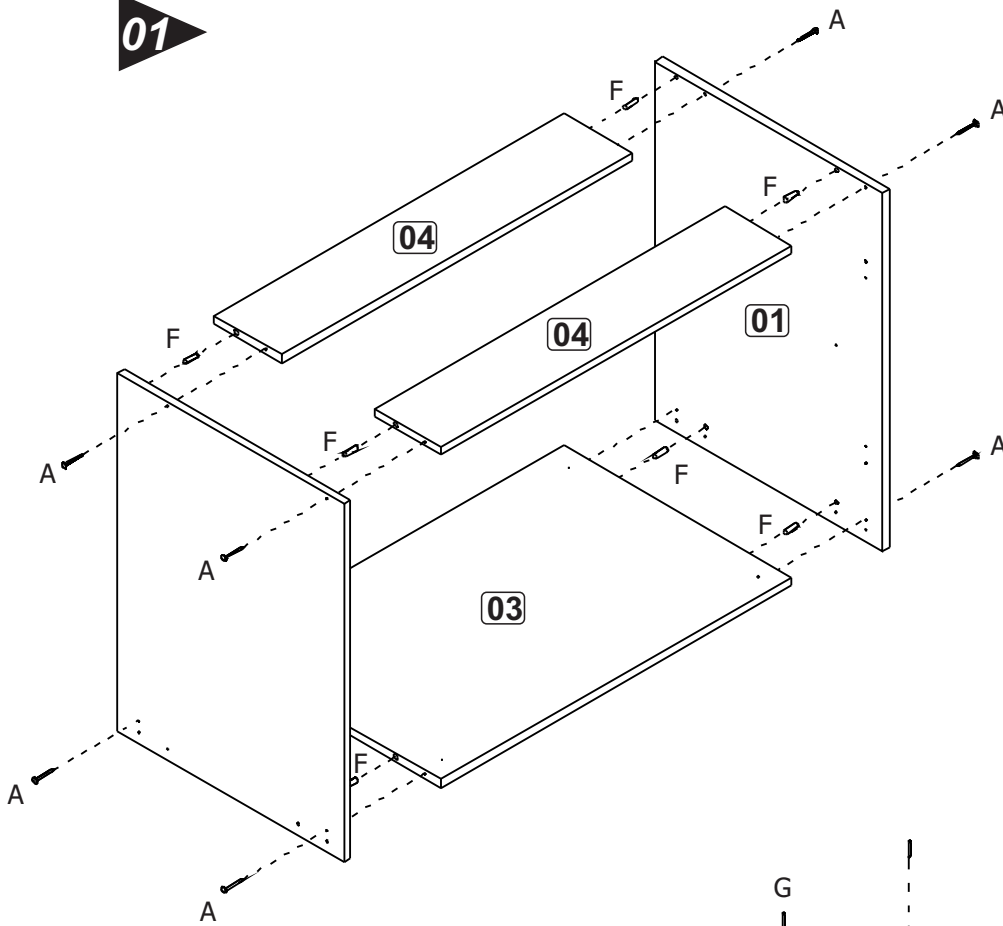
## LISTA DE FERRAGEM:

A	 5x50	15	I		6
B	 4x25	8	J	 26MM	4
C	 4,5x45	4	K	 8MM	4
D	 4,5x30	4	L	 TAPA FURO 12MM AVELÃ/BRANCO	12
E	 3,5x12	28	M	 Cola	1
F	 8x30	8	N	 PUXADOR BARY 192MM	2
G	 10x10	30	O		4
H		4	P	 PERFIL 'H' 637MM	1

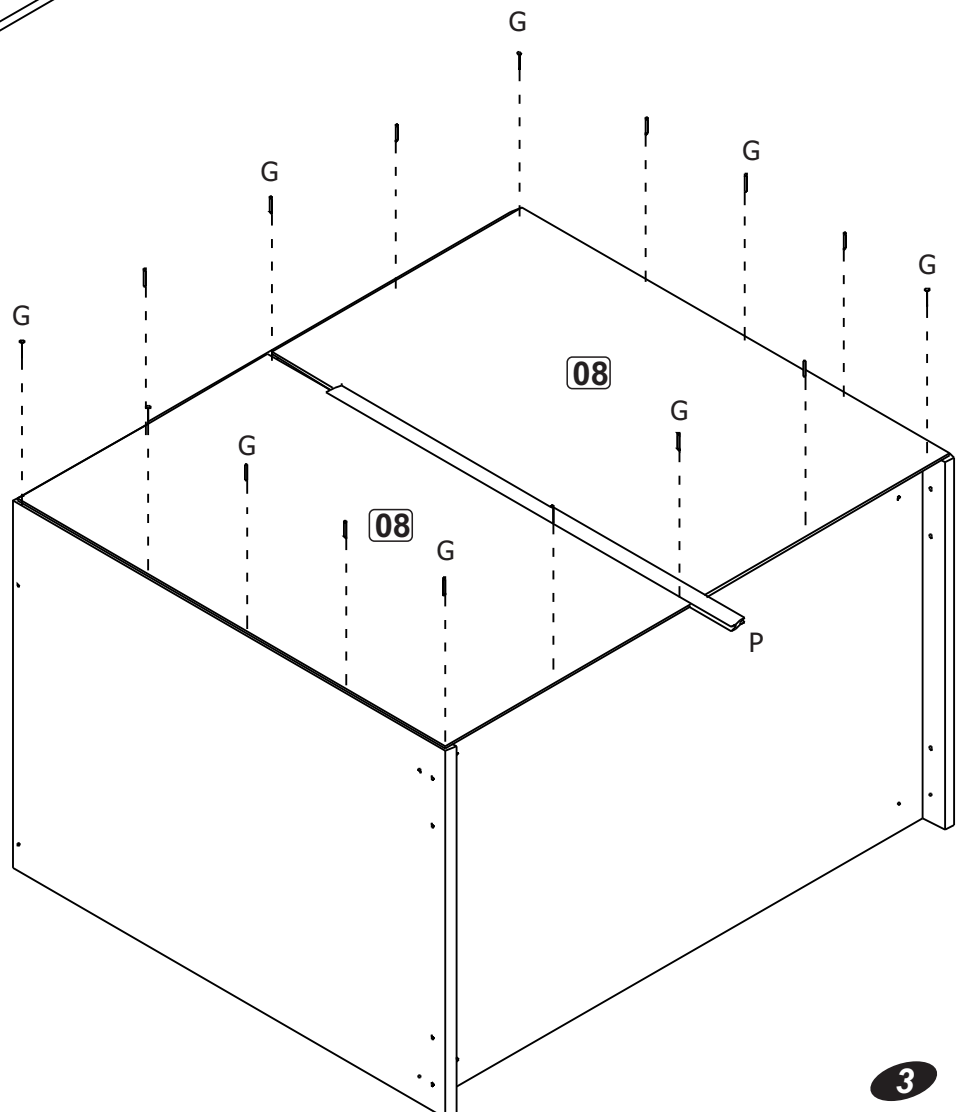
# ETAPAS DE MONTAGEM:

**IMPORTANTE:**  
**ANTES DE MONTAR SEU MÓVEL,**  
**LEIA CUIDADOSAMENTE O MANUAL**  
**DE INSTRUÇÕES.**  
**OBRIGADO!**

**01**



**02**

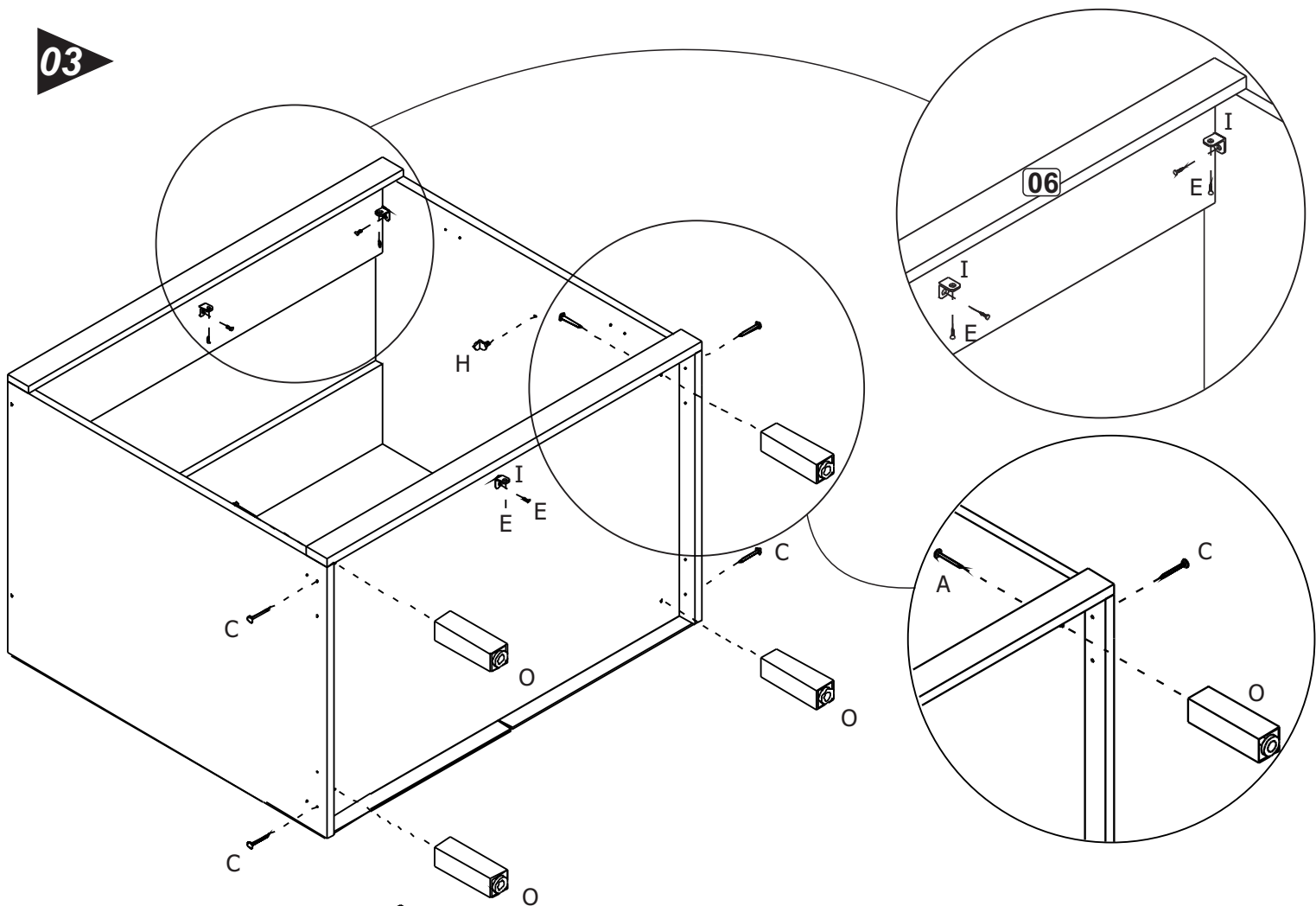


**OBSERVAÇÕES:**  
➤ **UTILIZAR COLA (M)**  
**NAS CAVILHAS (F).**

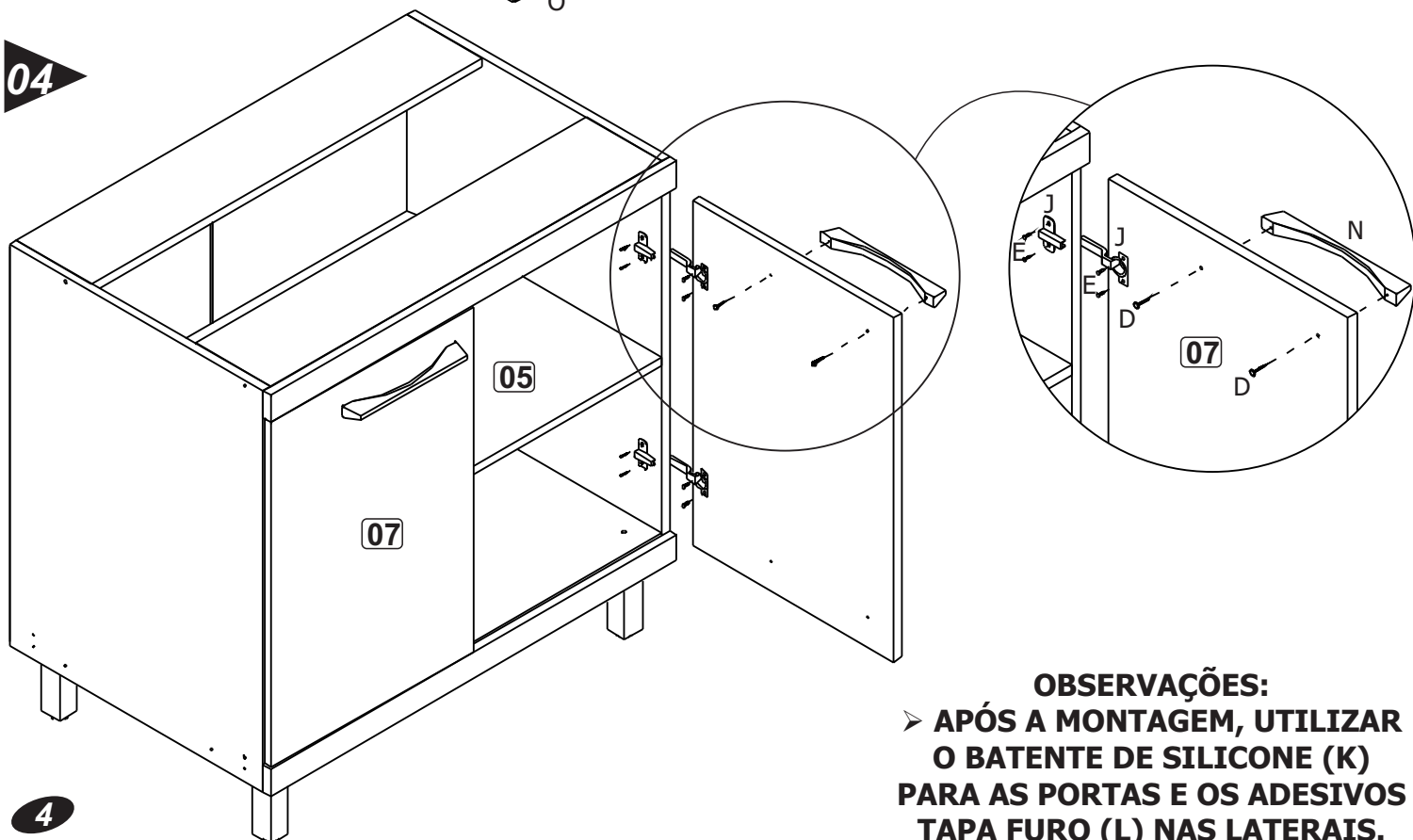
**OBSERVAÇÕES:**

- PARA FIXAR O DETALHE MDF (Nº 6) UTILIZAR CHAPA 'L' METÁLICA (I) E PARAFUSO 3,5x12 CABEÇA PANELA (E).

03



04



**OBSERVAÇÕES:**

- APÓS A MONTAGEM, UTILIZAR O BATENTE DE SILICONE (K) PARA AS PORTAS E OS ADESIVOS TAPA FURO (L) NAS LATERAIS.