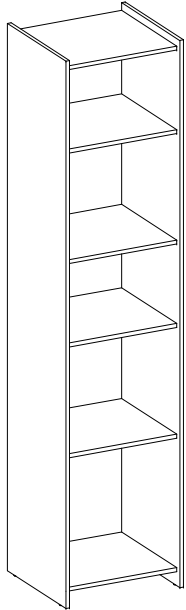


MANUAL DE MONTAGEM  
Assembly instructions / Instrucciones de armado

CLOSET DIAMANTE

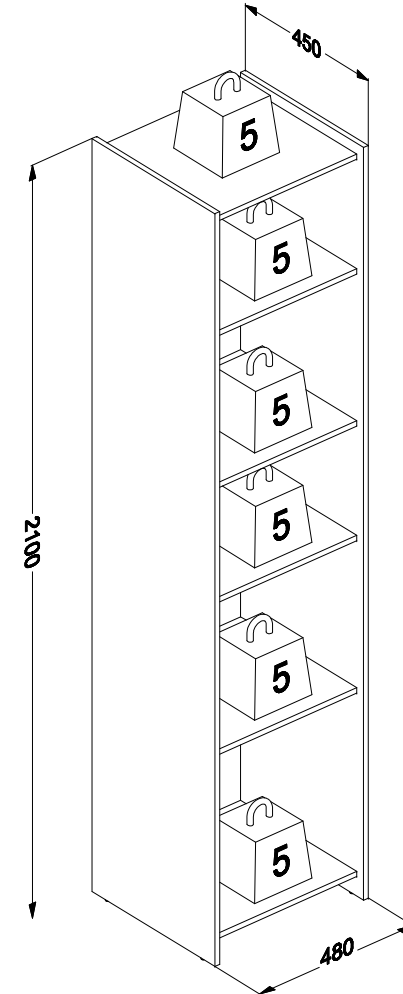
Closet Diamante  
Closet Diamante

Código 150266 | Revisão 00

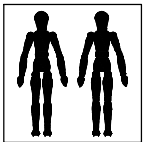


PESO MÁXIMO SUPORTADO PELAS PEÇAS, SENDO ESTE DISTRIBUÍDO UNIFORMEMENTE.

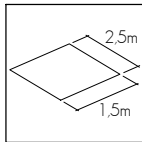
Maximum weight supported by parts, being this evenly distributed.  
Peso máximo soportado por las partes, siendo esta distribuido uniformemente.



Você vai precisar de/ You will need / Usted necesitará

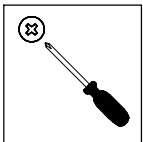


2 Pessoas  
2 People  
2 Personas




Espaço recomendado para montagem  
Recommended space for assemble  
Espacio recomendado para el armado

Ferramentas não inclusas  
Tools not included / Herramientas no incluidas



Chave Phillips  
Screwdriver Phillips  
Destornillador cruz



Martelo  
Hammer  
Martillo








\* PESO EM KG/ Weight in Kg/ Peso en Kg  
DIMENSÕES EM MM/ Dimensions in mm/ Dimensiones en mm

**IDENTIFICAÇÃO DOS ACESSÓRIOS / IDENTIFICATION OF ACCESSORIES/ IDENTIFICACIÓN DE ACCESORIOS**

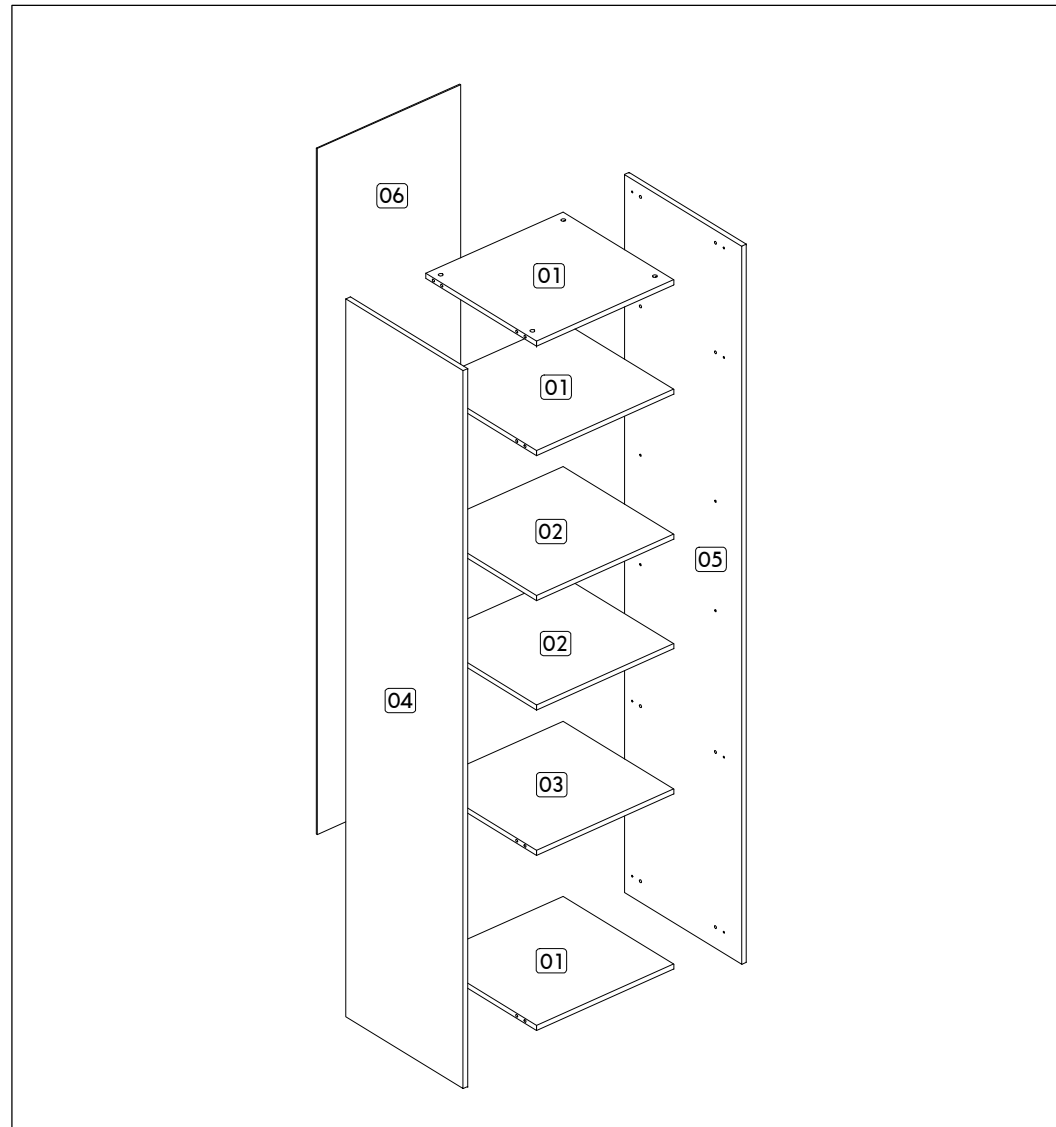
**NOTAS:** A separação dos acessórios antes de iniciar a montagem facilitará a mesma. Os parafusos e cavilhas estão na escala real. Em caso de dúvida na identificação, coloque o acessório sobre a imagem.

**NOTES:** The separation of the accessories before you start the assembly will facilitate the same. The screws and dowels are in real scale. In case of doubts about the identification, place the accessory on the image.

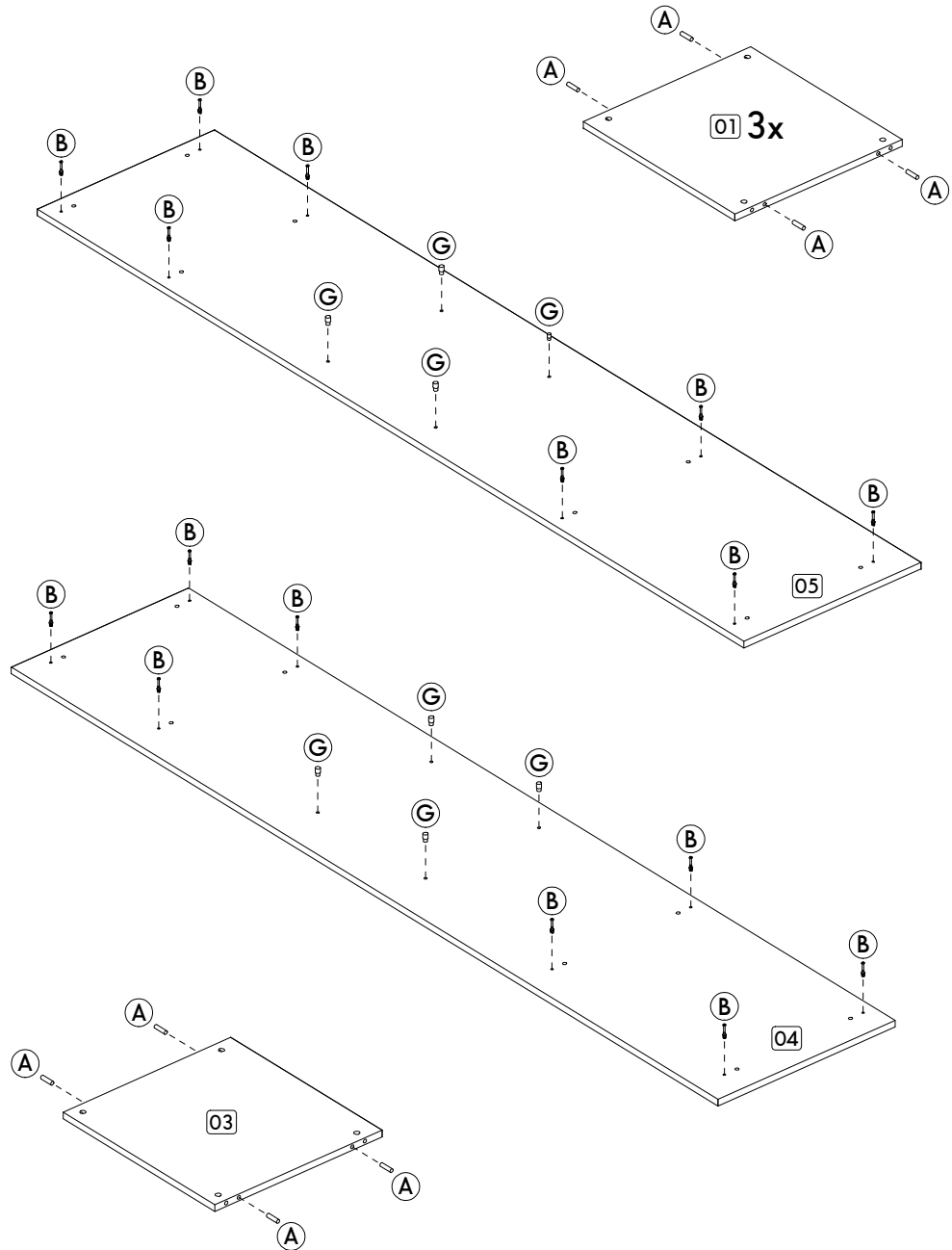
**NOTAS:** La separación de los accesorios antes de comenzar el armado facilitará el mismo. Los tornillos y taquetes son en escala real. En caso de dudas sobre la identificación, coloque el accesorio en la imagen.

<b>A</b>		<b>Cavilha</b> Wooden Dowel Pin	8x30 mm	<b>16</b>
<b>B</b>		<b>Haste minifix simples</b> Simple minifix screw Tornillo minifix simple	-	<b>16</b>
<b>C</b>		<b>Tambor minifix</b> Drum lock Tambor minifix	12 mm	<b>16</b>
<b>D</b>		<b>Tapa furo adesivo</b> Bore patch adhesive Tapones adhesivo	-	<b>08</b>
<b>E</b>		<b>Prego</b> Nail Clavo	10 x10	<b>55</b>
<b>F</b>		<b>Sapata redonda</b> Small plastic foot Pie plástico	14 mm	<b>04</b>
<b>G</b>		<b>Suporte de prateleira</b> Shelf bracket Soporte de repisa	6x8 mm	<b>08</b>

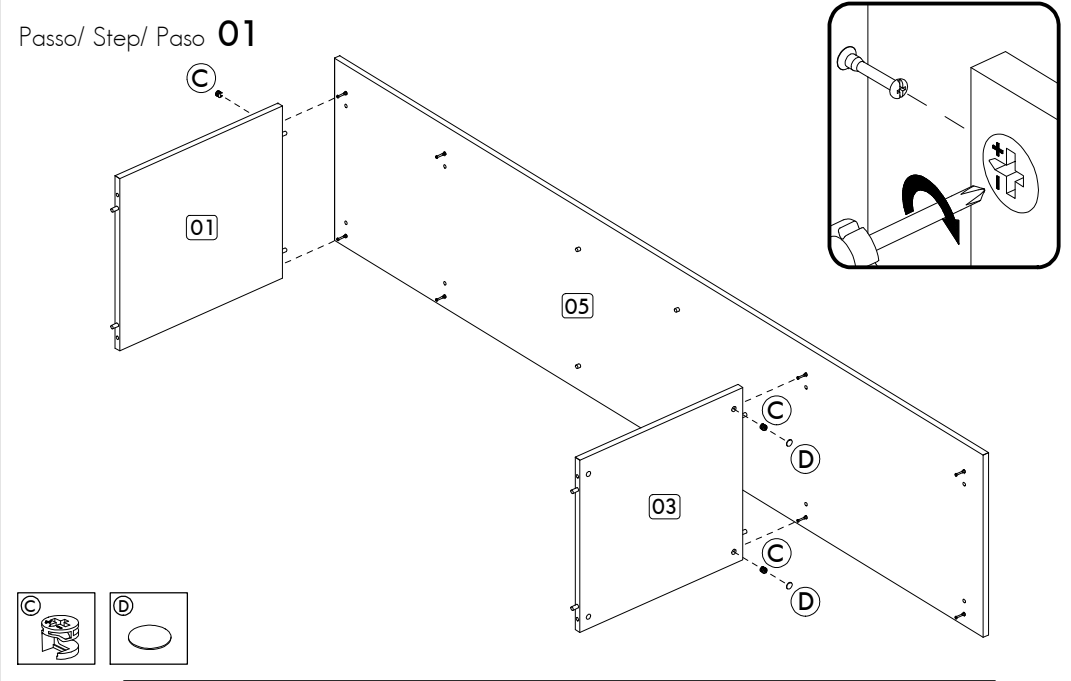
**IDENTIFICAÇÃO DAS PEÇAS/ PARTS IDENTIFICATION/ IDENTIFICACIÓN DE LAS PIEZAS**



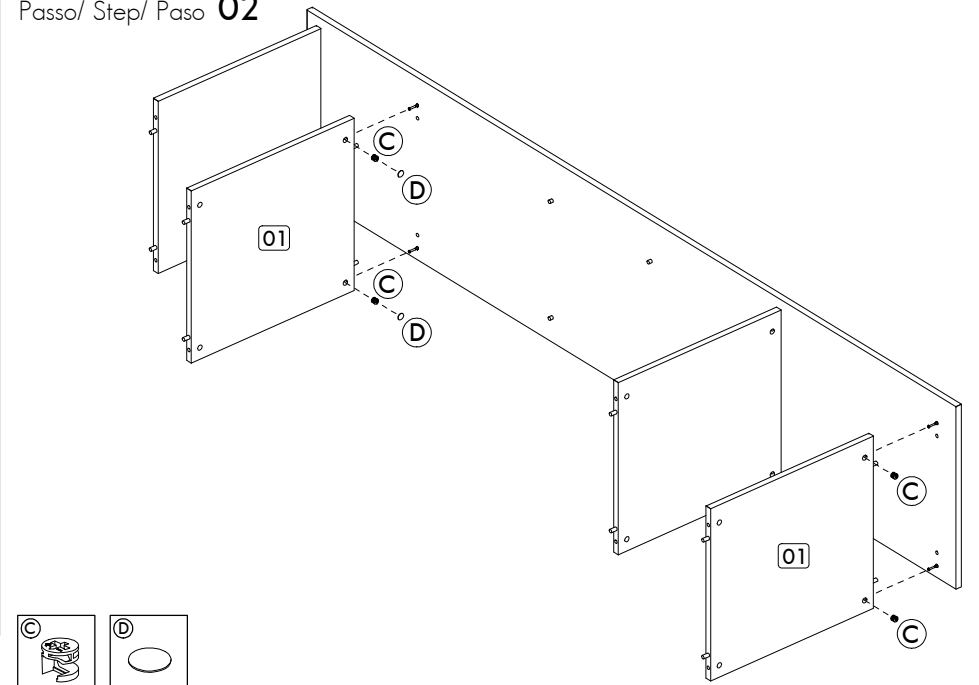
Nº	DESCRIÇÃO - DESCRIPTION - DESCRIPCIÓN	MEDIDAS-MEASURES - MEDIDAS (mm)	QTD.
01	<b>Base</b> - Base - Base	450 x 425 x 15	03
02	<b>Prateleira móvel</b> - Movable shelf - Repisa móvil	450 x 425 x 15	02
03	<b>Base etiqueta</b> - Label base - Base etiqueta	450 x 425 x 15	01
04	<b>Lateral esquerda</b> - Left side - Lateral izquierda	2100 x 450 x 15	01
05	<b>Lateral direita</b> - Right side - Lateral derecha	2100 x 450 x 15	01
06	<b>Costa</b> - Backboard - Fondo	2006 x 470 x 03	01



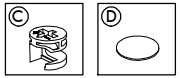
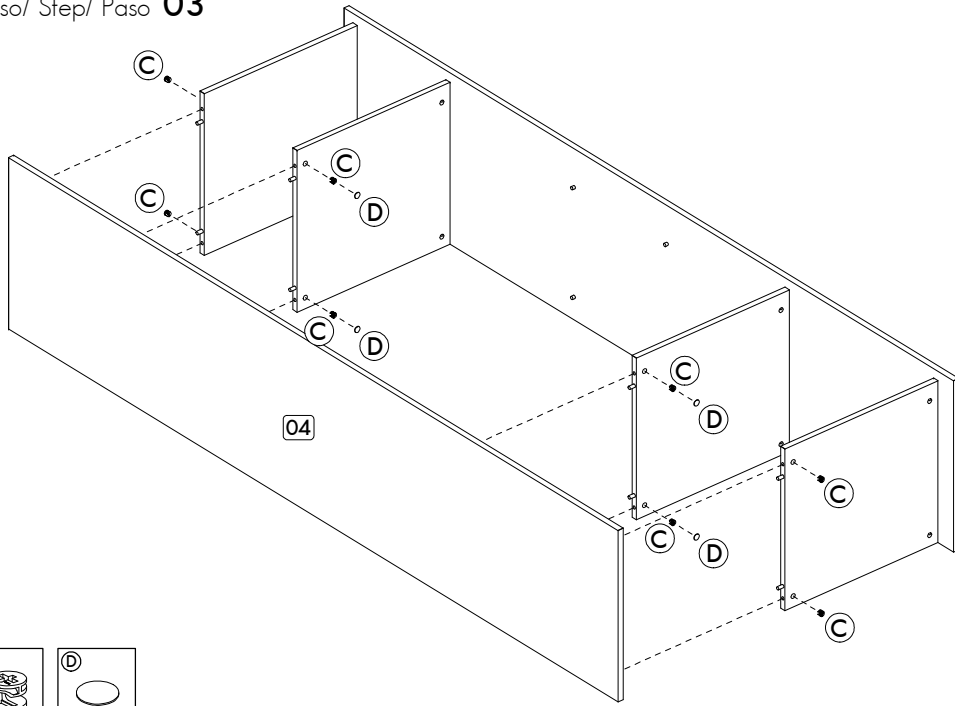
Passo/ Step/ Paso 01



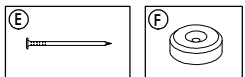
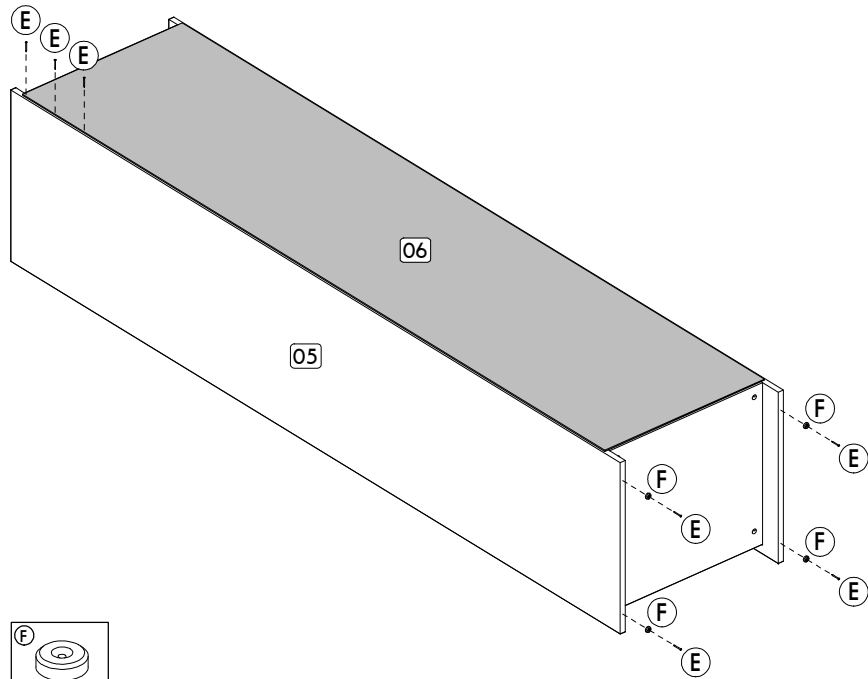
Passo/ Step/ Paso 02



Passo/ Step/ Paso 03



Passo/ Step/ Paso 04



Passo/ Step/ Paso 05

