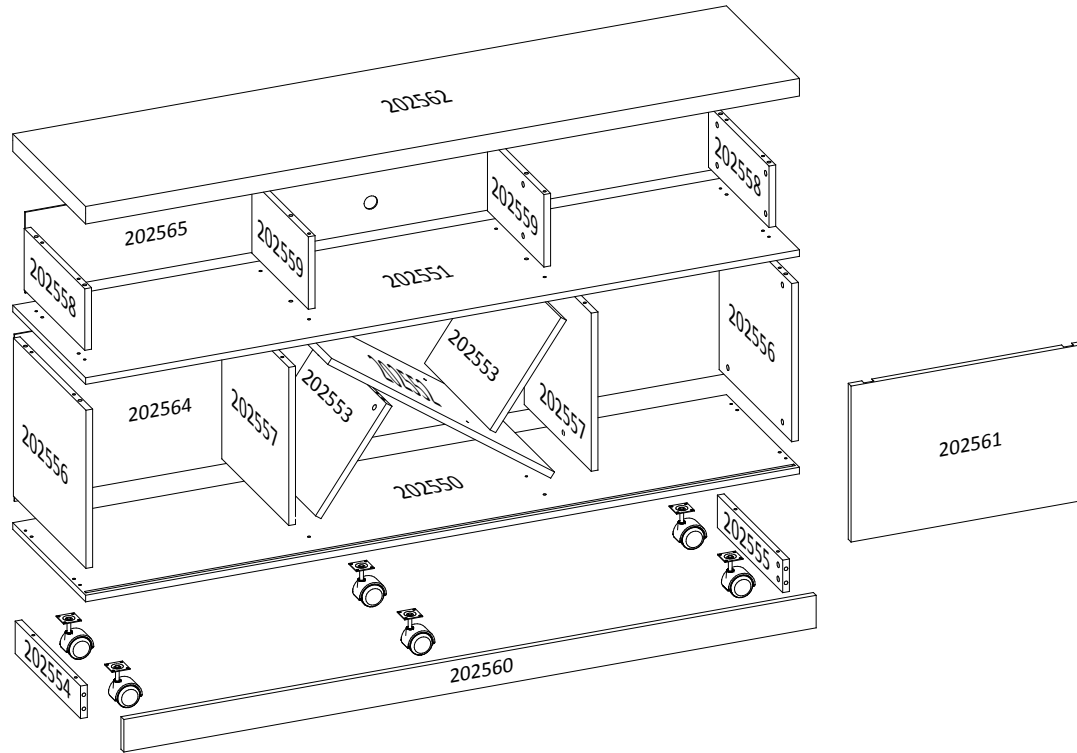


**CÓDIGO DE PEÇAS | CODE OF PIECES | CÓDIGO DE PIEZAS**

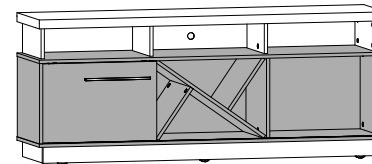


**INSTRUÇÕES | INSTRUCTIONS | INSTRUCCIONES**

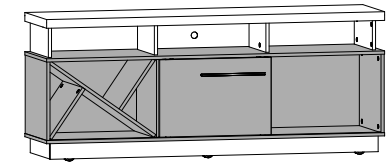
- Prepare a montagem do móvel próximo ao local que ele ficará definitivamente e evite deslocá-lo depois de montado;
- Forre o chão com papelão ou similar e utilize a isomanta que vem entre as peças para evitar o contato entre elas durante a montagem;
- Monte o móvel obedecendo a ordem numérica da **seqüência de montagem (S.M.)**, identificando as peças pelo **código de peça (C.P.)** carimbado na mesma, de acordo com a tabela.
- Prepare the assembly of the close piece of furniture to the place that it will be definitively and avoid to move after done. Will be definitively and avoid to move after done;
- Cover the ground with cardboard or similar and use the isomanta that it comes among the pieces to avoid the contact among them during the assembly;
- Set up the piece of furniture obeying the numeric order of the **assembly sequence (S.M.)**, identifying the pieces by **code of piece (C.P.)** stamped in the same, in agreement with the table.
- Prepare la montaje del mobiliario proximo al lugar que estará definitivamente y evite mover después de hecho;
- Tape la suelo con cartón o similar y use la "isomanta" que viene entre las piezas para evitar el contacto entre ellos durante la montaje;
- Monte el mobiliario obedeciendo el orden numérico de la **sucesión de montaje (S.M.)**, identificando las piezas por el **código de piezas (C.P.)** de la misma estampado en esta, de acuerdo con la tabla.

**ASPECTO FINAL | FINAL ASPECT**

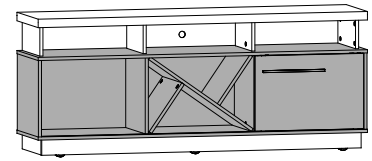
OPÇÃO 1



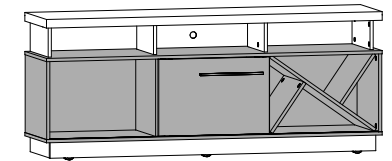
OPÇÃO 2



OPÇÃO 3



OPÇÃO 4



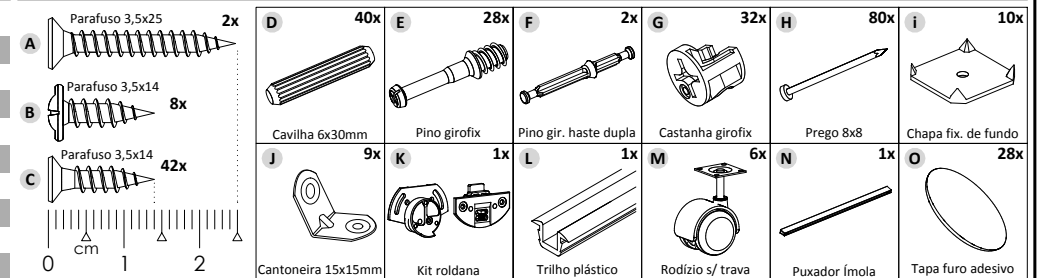
Espaço para Tv: → 1,600 m ⇐ 0,385 m  
Dimensão do Produto: → 1,600 m ↑ 0,660 m ⇐ 0,390 m

Edição: 07/03/2016

\*Dimensões em metros | *Dimensions in meters* | *Dimensiones en metros*

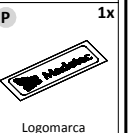
REF.:	PEÇAS PIECE PIEZA	MATÉRIA PRIMA	DIMENSÕES* DIMENSIONS DIMENSIONES	QUANT.
202550	Base   Base   Base	MDP	1,600 x 0,385 x 0,015	1
202551	Base DVD   Basic DVD   DVD básico	MDP	1,600 x 0,385 x 0,015	1
202552	Prateleira maior   Longer shelf   Útil más larga	MDP	0,610 x 0,352 x 0,015	1
202553	Prateleira menor   Lower shelf   Estante inferior	MDP	0,348 x 0,277 x 0,015	2
202554	Rodapé lateral esquerdo   Footer left   Pie a la izquierda	MDP	0,345 x 0,074 x 0,015	1
202555	Rodapé lateral direito   Footer right   Pie derecho	MDP	0,345 x 0,074 x 0,015	1
202556	Lateral inferior esquerda/direita   Side left/right   Lateral izquierda/derecha	MDP	0,383 x 0,360 x 0,015	2
202557	Divisão inf. esq./dir.   Lower division left/right   División inferior izquierda/derecha	MDP	0,360 x 0,354 x 0,015	2
202558	Lateral superior esq./dir.   Side upper left/right   Parte superior izquierda/derecha	MDP	0,320 x 0,140 x 0,015	2
202559	Divisão sup. esq./dir.   Upper division left/right   División superior izquierda/derecha	MDP	0,298x 0,165 x 0,015	2
202560	Rodapé frontal   Front footer   Panel superior	MDP	1,552 x 0,074 x 0,015	1
202561	Porta deslizante   Sliding door   Puerta corrediza	MDP	0,527 x 0,355 x 0,015	1
202562	Tampo da TV   Top TV   Top TV	MDP	1,600 x 0,385 x 0,040	1
202564	Fundo inferior   Lower background   Fondo inferior	MDP	1,592 x 0,380 x 0,003	1
202565	Fundo superior   Top background   Fondo superior	MDP	1,544 x 0,184 x 0,003	1

**ACESSÓRIOS | ACCESSORIES | ACESORIOS**



**CUIDADOS ESPECIAIS | SPECIAL CARES | CUIDADOS ESPECIALES:**

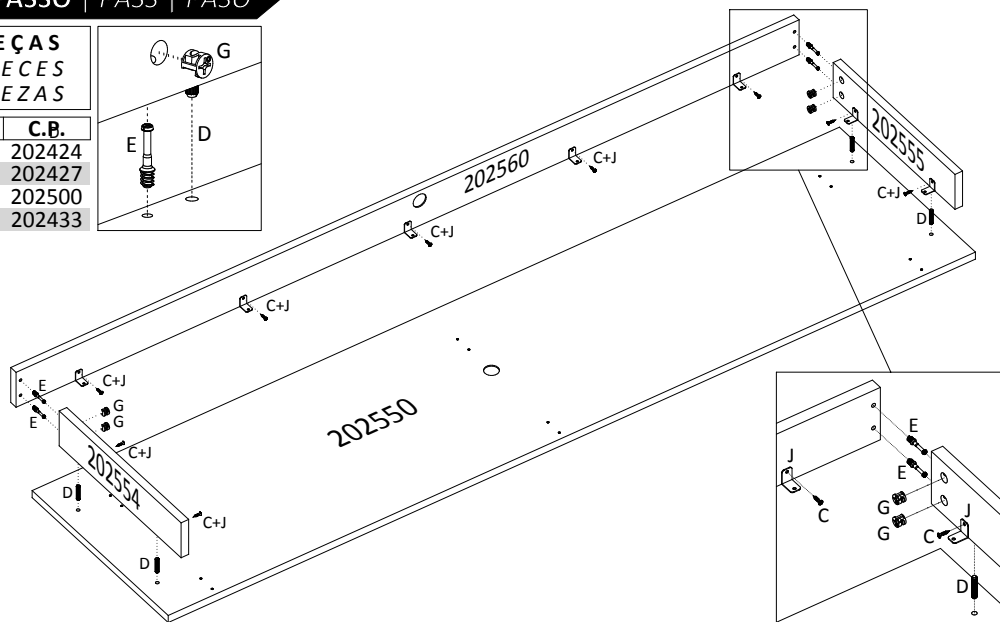
**LIMPEZA:** Pano limpo umedecido em água e sabão neutro - **BRILHO:** Flanela seca  
**CLEANING:** Clean cloth humidified in water and neutral soap - **SHINE:** Dry flannel  
**LIMPIEZA:** Tela limpia humedecida en la agua y el jabón neutro - **BRILLO:** Franela seca



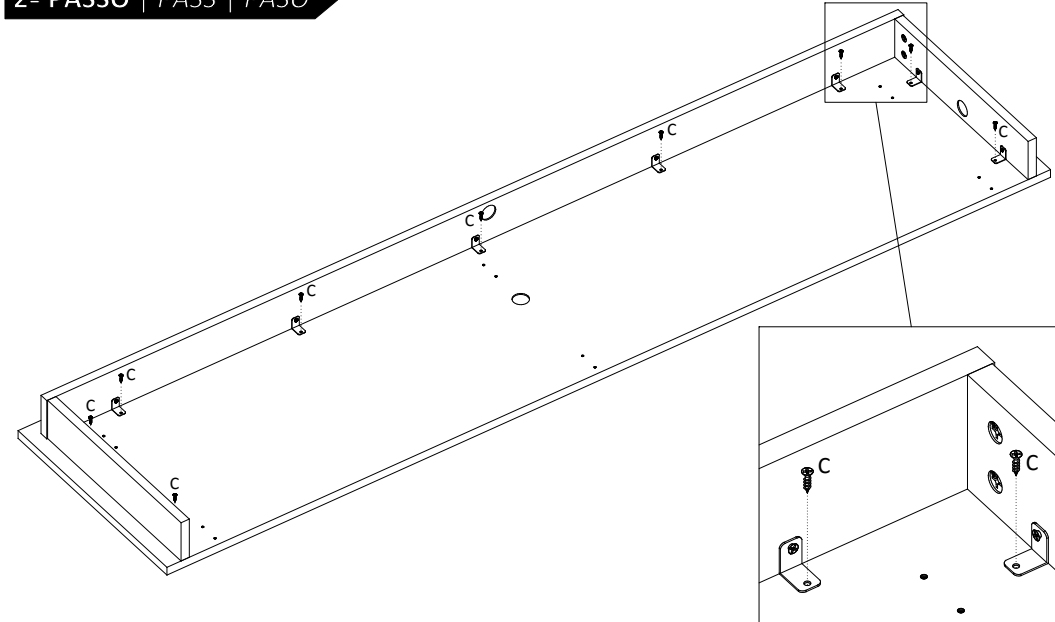
1º PASSO | PASS | PASO

PEÇAS  
PIECES  
PIEZAS

S.M.	C.B.
01	202424
02	202427
03	202500
04	202433



2º PASSO | PASS | PASO

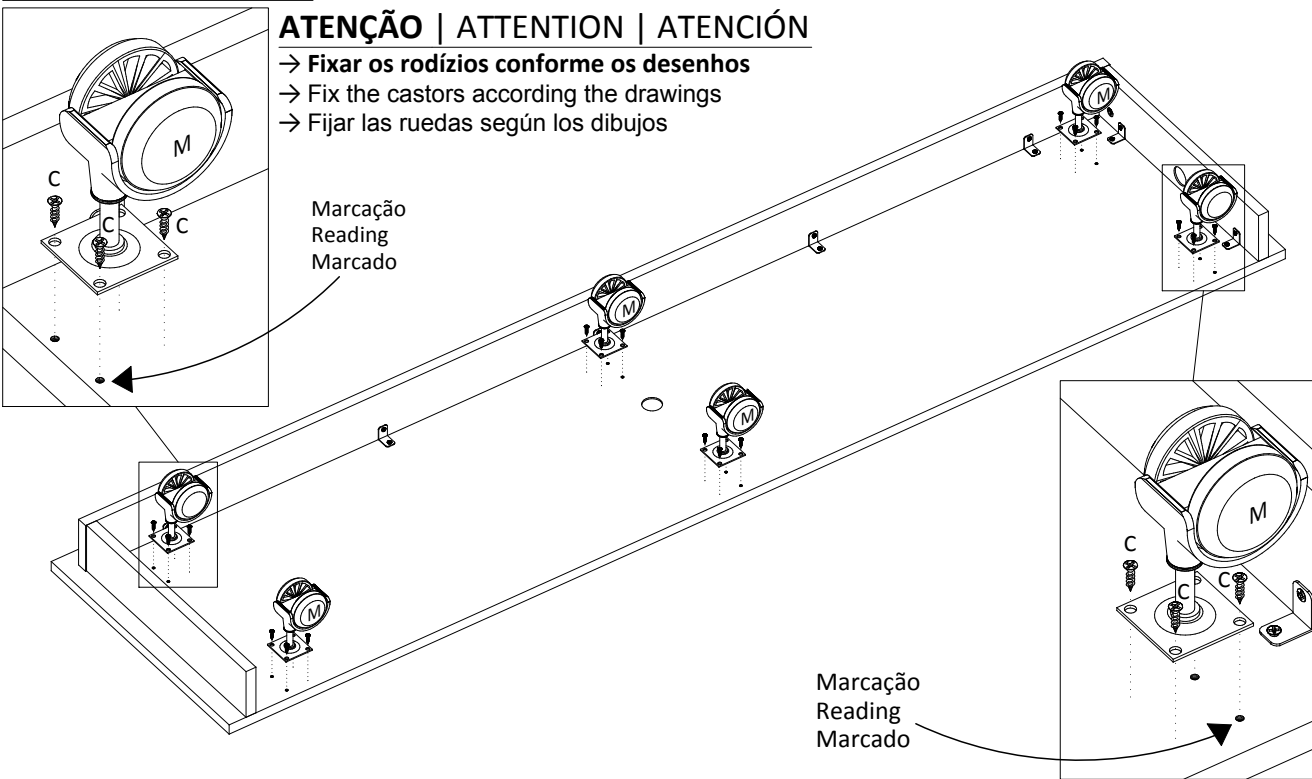


3º PASSO | PASS | PASO

**ATENÇÃO | ATTENTION | ATENCIÓN**

- Fixar os rodízios conforme os desenhos
- Fix the castors according to the drawings
- Fijar las ruedas según los dibujos

Marcação  
Reading  
Marcado

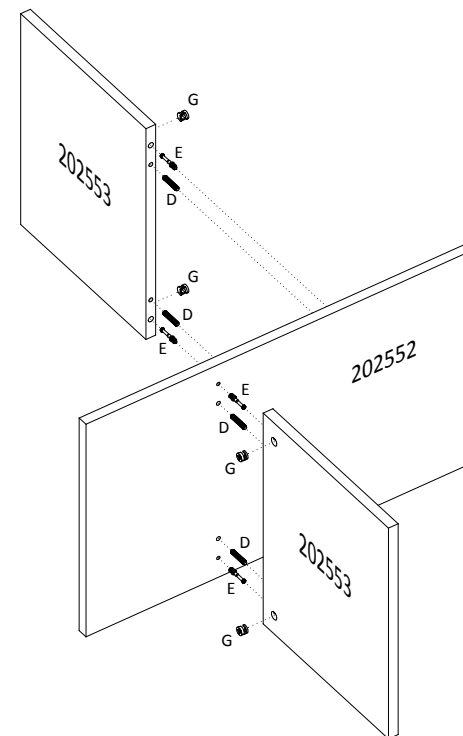


Marcação  
Reading  
Marcado

4º PASSO | PASS | PASO

PEÇAS  
PIECES  
PIEZAS

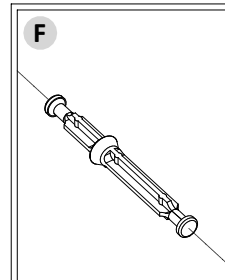
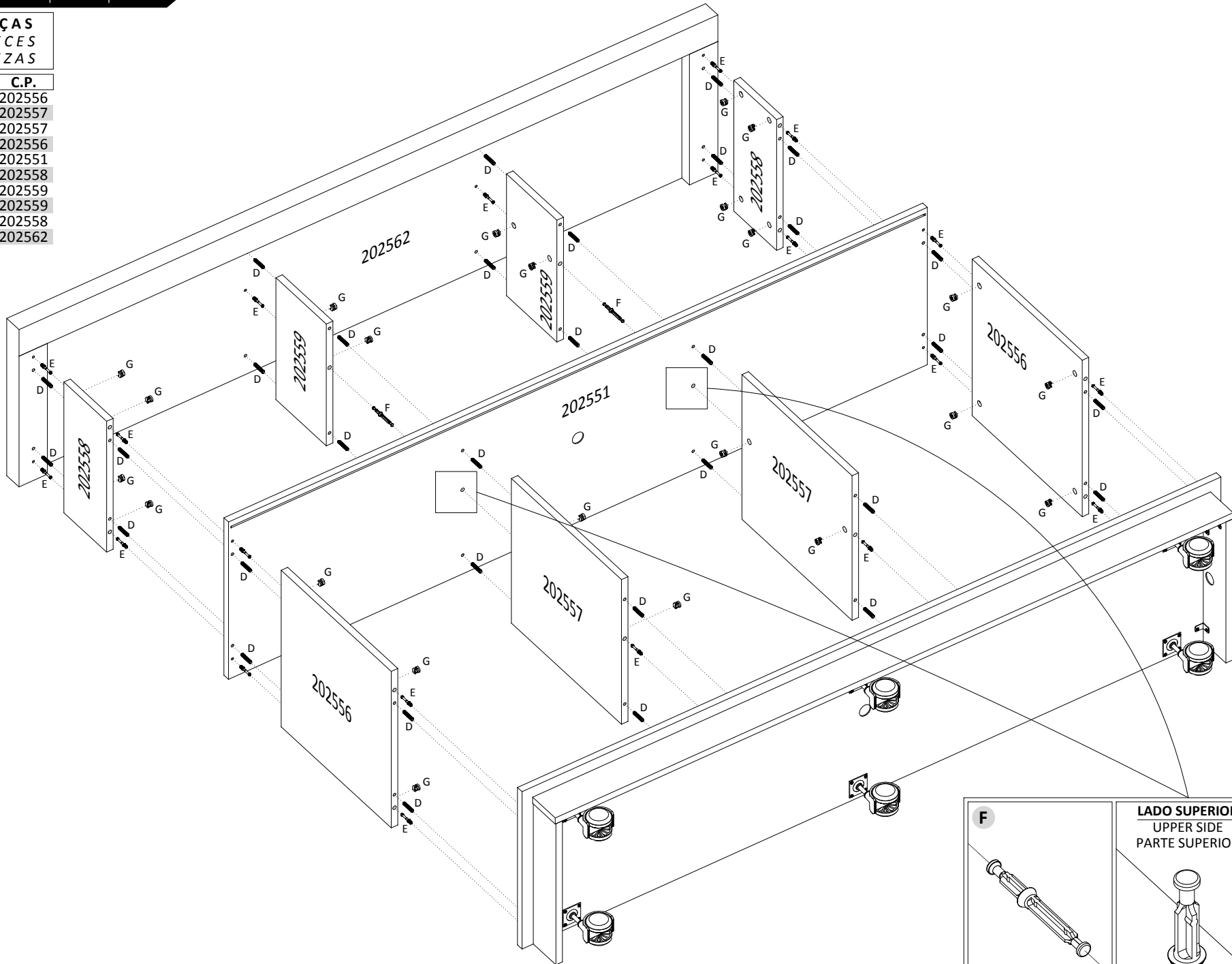
S.M.	C.P.
01	202552
02	202553
03	202553



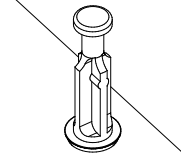
5º PASSO | PASS | PASO

PEÇAS  
PIECES  
PIEZAS

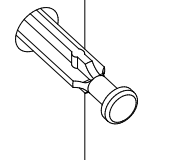
S.M.	C.P.
01	202556
02	202557
03	202557
04	202556
05	202551
06	202558
07	202559
08	202559
09	202558
10	202562



**LADO SUPERIOR**  
UPPER SIDE  
PARTE SUPERIOR



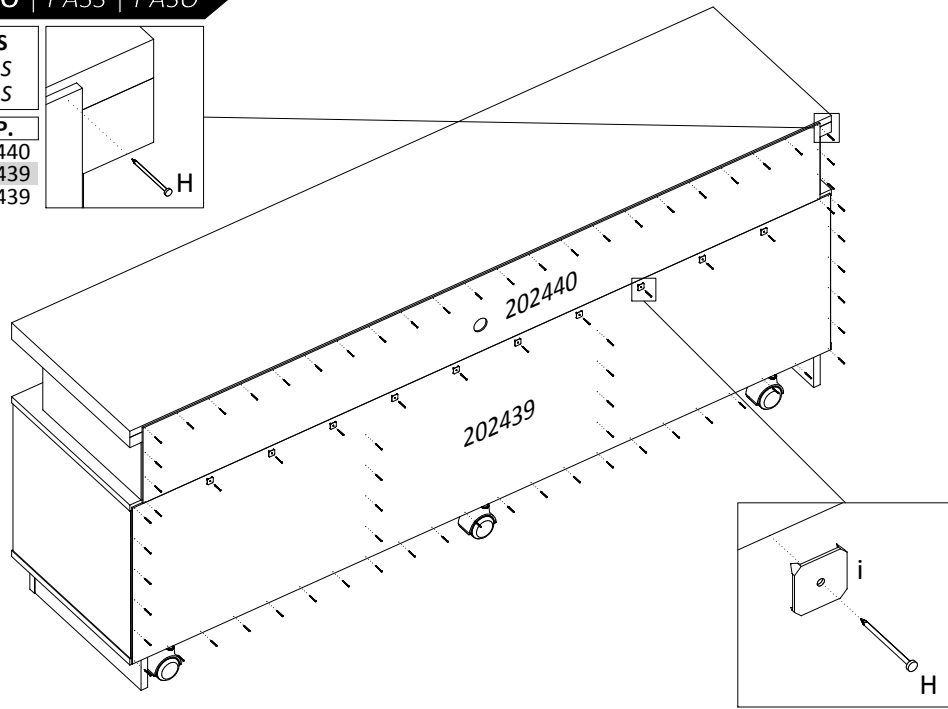
**LADO INFERIOR**  
BOTTOM SIDE  
LADO INFERIOR



**6º PASSO | PASS | PASO**

PEÇAS  
PIECES  
PIEZAS

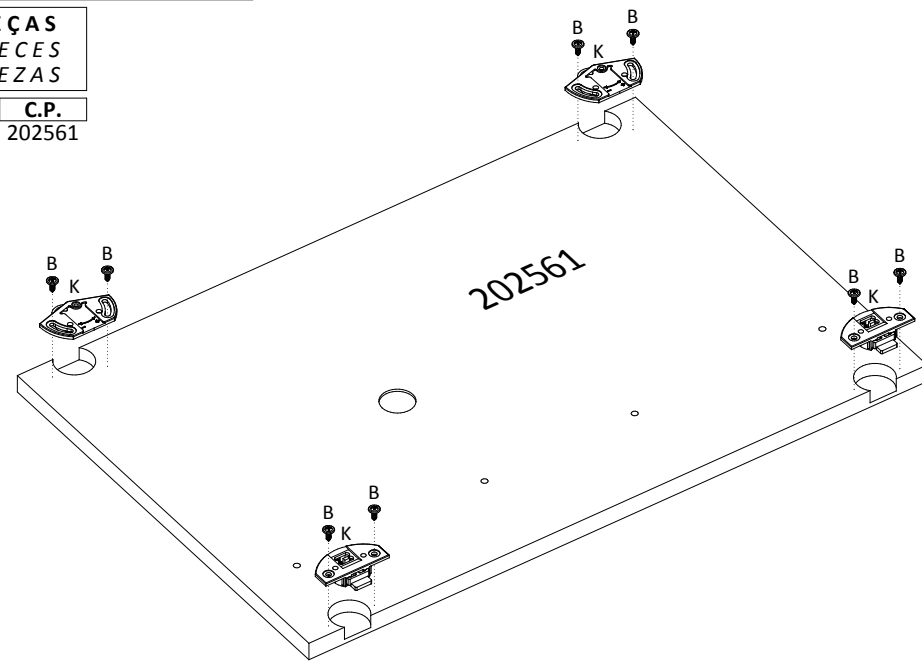
S.M.	C.P.
01	202440
02	202439
03	202439



**7º PASSO | PASS | PASO**

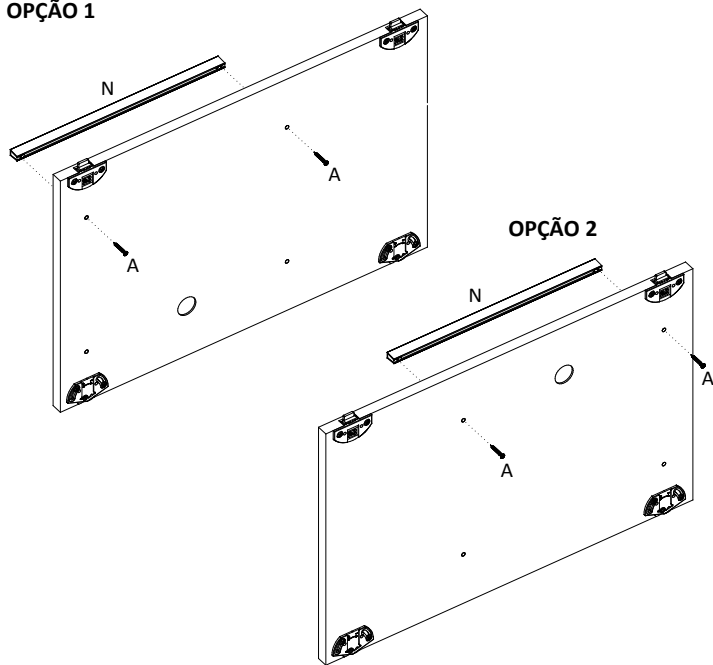
PEÇAS  
PIECES  
PIEZAS

S.M.	C.P.
01	202561

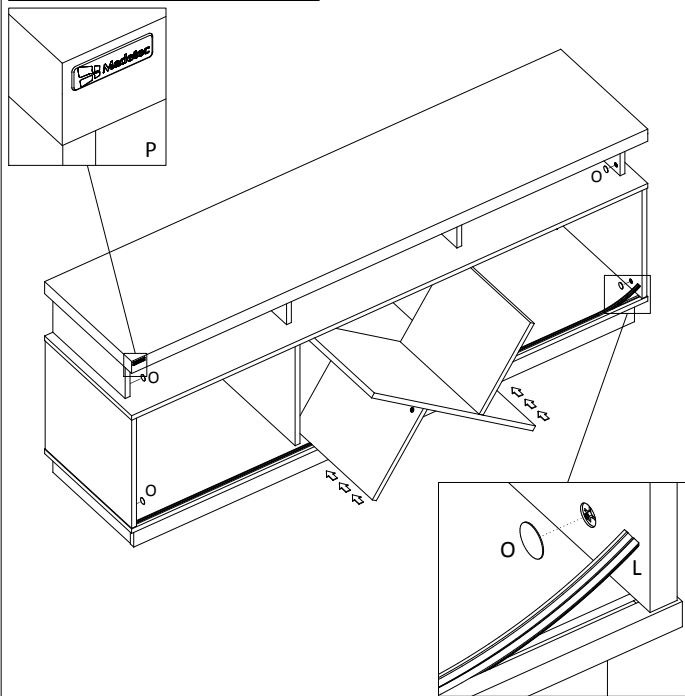


**8º PASSO | PASS | PASO**

OPÇÃO 1



**9º PASSO | PASS | PASO**



**10º PASSO | PASS | PASO**

