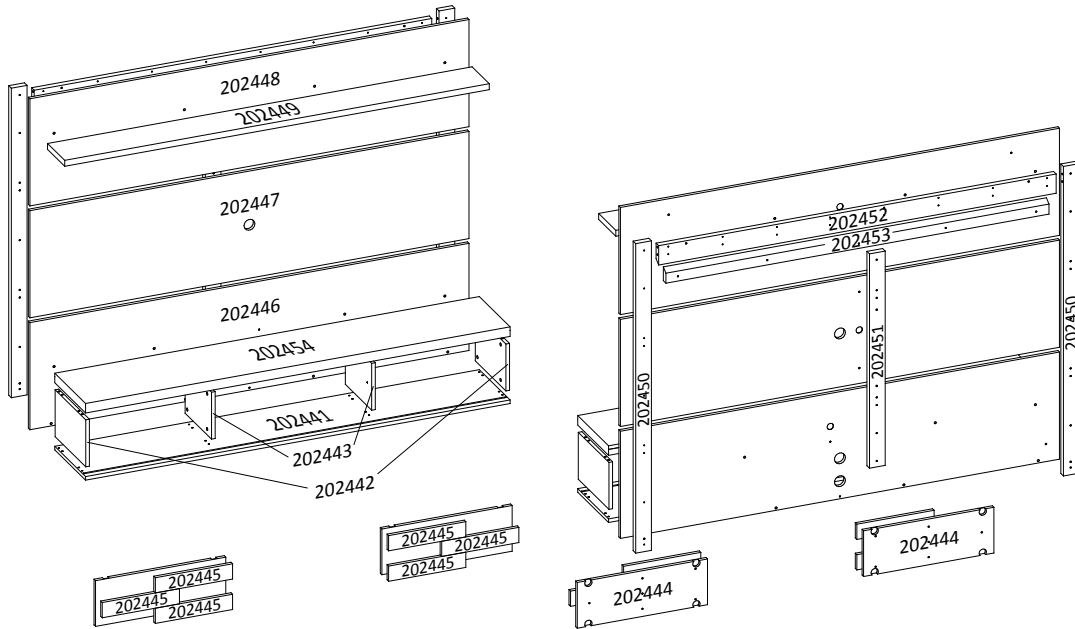


CÓDIGO DE PEÇAS | CODE OF PIECES | CÓDIGO DE PIEZAS



INSTRUÇÕES

- Prepare a montagem do móvel próximo ao local que ele ficará definitivamente e evite deslocá-lo depois de montado;
- Forre o chão com papelão ou similar e utilize a isomanta que vem entre as peças para evitar o contato entre elas durante a montagem;
- Monte o móvel obedecendo a ordem numérica da **sequência de montagem (S.M.)**, identificando as peças pelo **código de peça (C.P.)** carimbado na mesma, de acordo com a tabela.

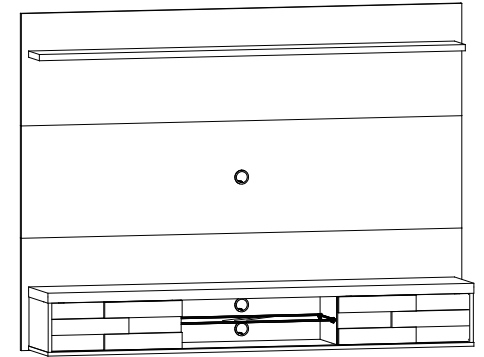
INSTRUCTIONS

- Prepare the assembly of the close piece of furniture to the place that it will be definitively and avoid to move after done. Will be definitively and avoid to move after done;
- Cover the ground with cardboard or similar and use the isomanta that it comes among the pieces to avoid the contact among them during the assembly;
- Set up the piece of furniture obeying the numeric order of the **assembly sequence (S.M.)**, identifying the pieces by **code of piece (C.P.)** stamped in the same, in agreement with the table.

INSTRUCCIONES

- Prepare la montaje del mobiliario proximo al lugar que estará definitivamente y evite mover después de hecho;
- Tape la suelo con cartón o similar y use la "isomanta" que viene entre las piezas para evitar el contacto entre ellos durante la montaje;
- Monte el mobiliario obedeciendo el orden numérico de la **sucesión de montaje (S.M.)**, identificando las piezas por el **código de piezas (C.P.)** de la misma estampado en esta, de acuerdo con la tabla.

ASPECTO FINAL | FINAL ASPECT



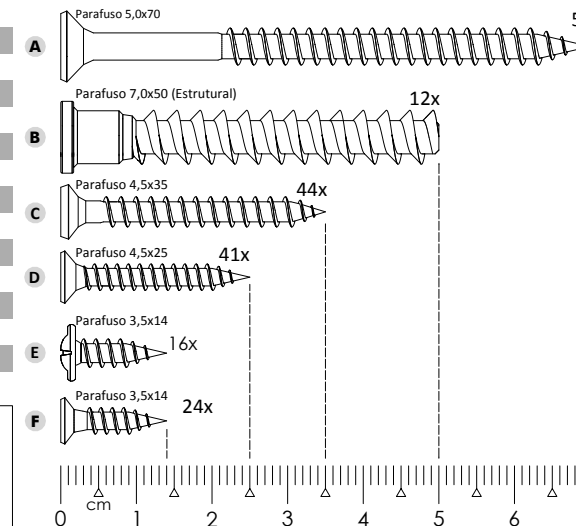
Espaço para Tv: → 1,700m ⇐ 0,900m
Dimensão do Produto: → 1,820m ↑ 1,350m ⇐ 0,340m

*Dimensões em metros | Dimensions in meters | Dimensiones en metros

Edição: 09/12/2015

REF.:	PEÇAS PIECE PIEZA	MATÉRIA PRIMA	DIMENSÕES* DIMENSIONS DIMENSIONES	QUANT.
202441	Base Base Base	MDP	1,760 x 0,298 x 0,015	1
202442	Lateral esquerda/direita Left side right Dereja ezquerda	MDP	0,296 x 0,197 x 0,015	2
202443	Divisão esquerda/direita Left/Right division Division derecha/izquierda	MDP	0,255 x 0,197 x 0,015	2
202444	Porta deslizante Sliding door Puerta corrediza	MDP	0,540 x 0,192 x 0,015	2
202445	Aplique da porta Apply the door Aplicar le puerta	MDP	0,320 x 0,064 x 0,015	6
202446	Painel inferior Bottom panel Panel inferior	MDP	1,820 x 0,450 x 0,015	2
202447	Painel central Central panel Panel central	MDP	1,820 x 0,450 x 0,015	1
202448	Painel superior Superior panel Panel superior	MDP	1,820 x 0,450 x 0,015	1
202449	Prateleira superior Upper shelf Estante superior	MDP	1,760 x 0,166 x 0,015	1
202450	Travessa traseira lateral Side line Lado do corril	MDP	1,300 x 0,065 x 0,015	2
202451	Travessa traseira central Middle bar Mides bar	MDP	0,900 x 0,065 x 0,015	2
202452	Apoio do painel Support panel Soporte del panel	MDP	1,648 x 0,065 x 0,015	1
202453	Apoio da parede Support wall Soporte del pared	MDP	1,588 x 0,042 x 0,015	1
202454	Tampo Cover Cobrer	MDP	1,760 x 0,298 x 0,040	1
1.05.02.0046	Prateleira Shelf Estanteria	VIDRO	0,642 x 0,250 x 0,005	1

ACESSÓRIOS | ACCESSORIES | ACESORIOS



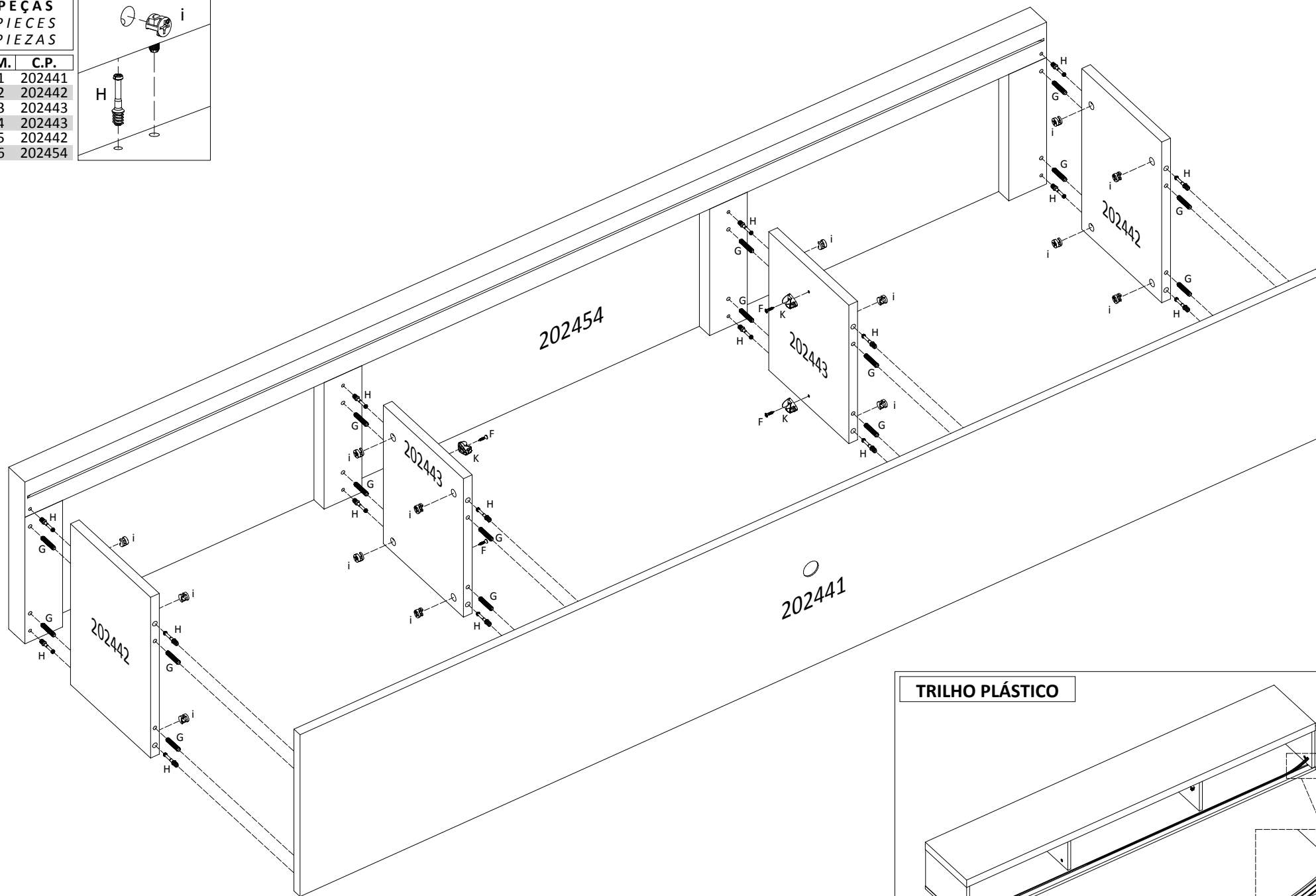
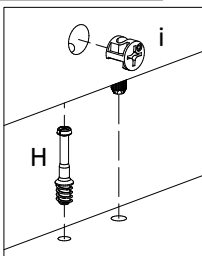
CUIDADOS ESPECIAIS | SPECIAL CARES | CUIDADOS ESPECIALES:

LIMPEZA: Pano limpo umedecido em água e sabão neutro - **BRILHO:** Flanela seca
CLEANING: Clean cloth humidified in water and neutral soap - **SHINE:** Dry flannel
LIMPIEZA: Tela limpia humedecida en la agua y el jabón neutro - **BRILLO:** Franela seca

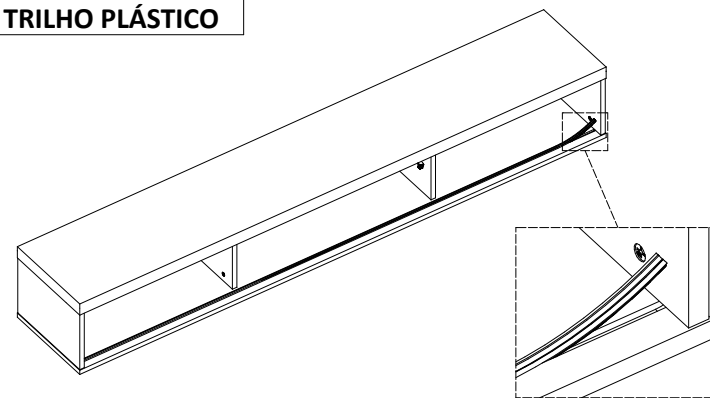
1º PASSO | PASS | PASO

PEÇAS
PIECES
PIEZAS

S.M.	C.P.
01	202441
02	202442
03	202443
04	202443
05	202442
06	202454



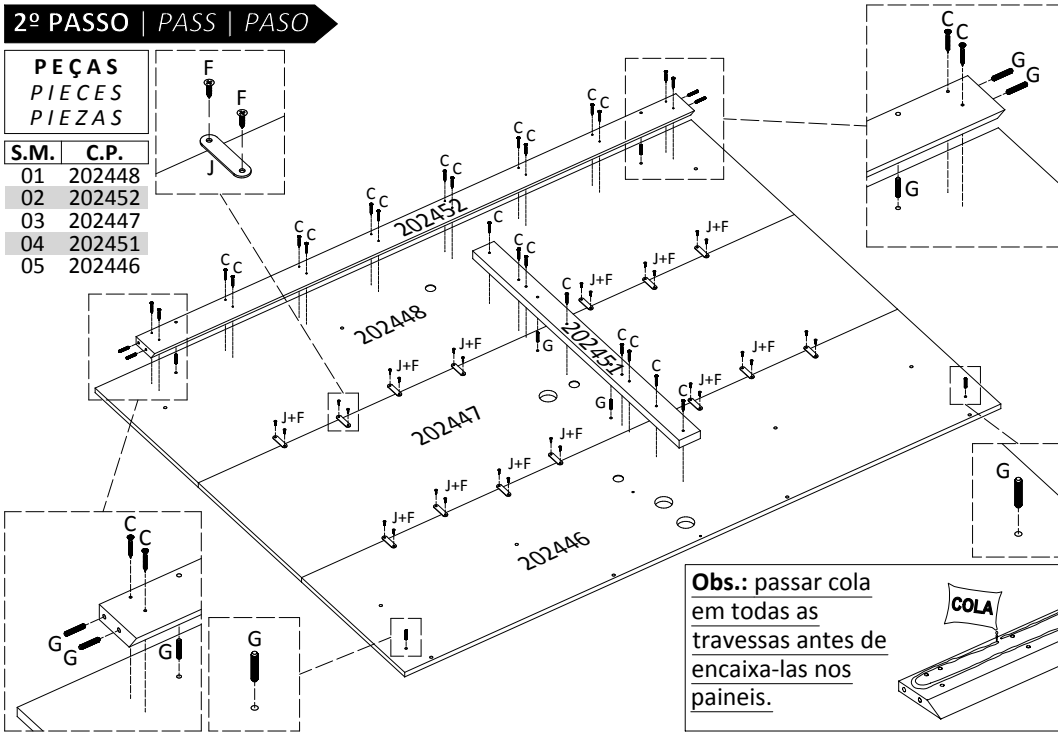
TRILHO PLÁSTICO



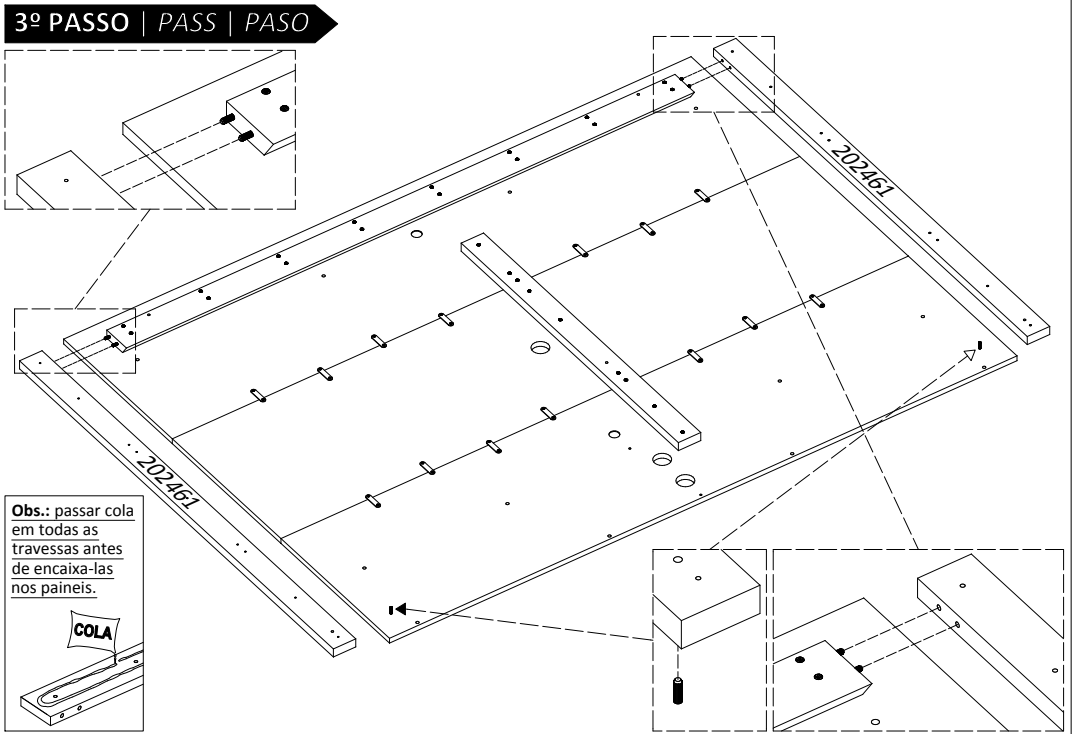
2º PASSO | PASS | PASO

PEÇAS
PIECES
PIEZAS

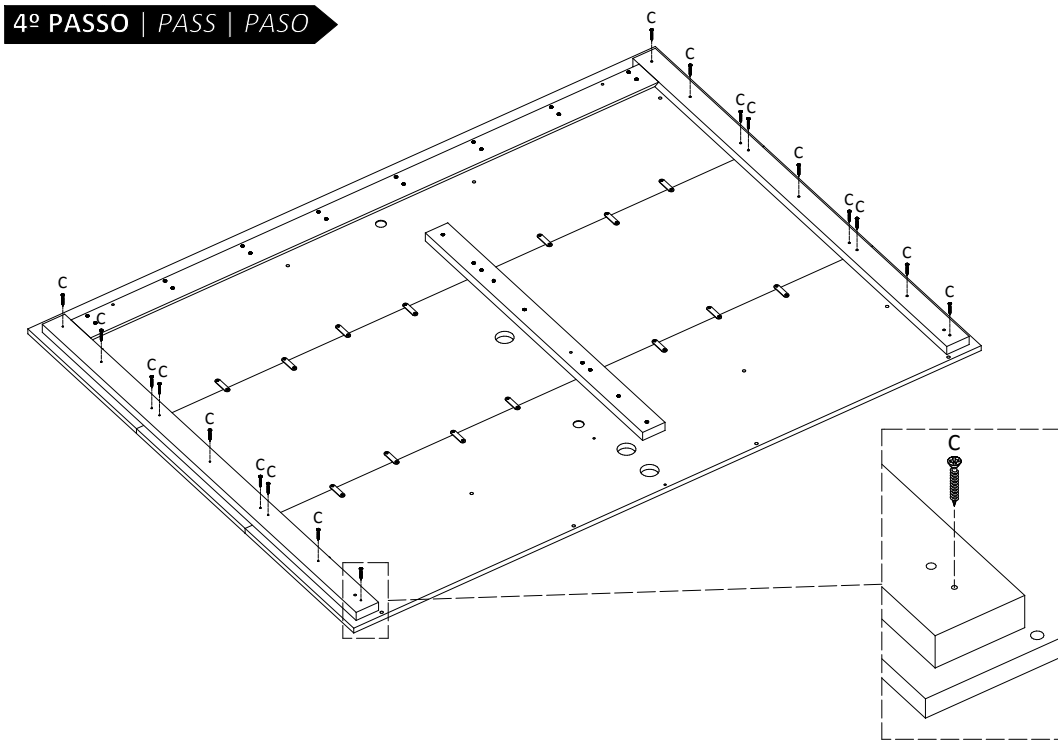
S.M.	C.P.
01	202448
02	202452
03	202447
04	202451
05	202446



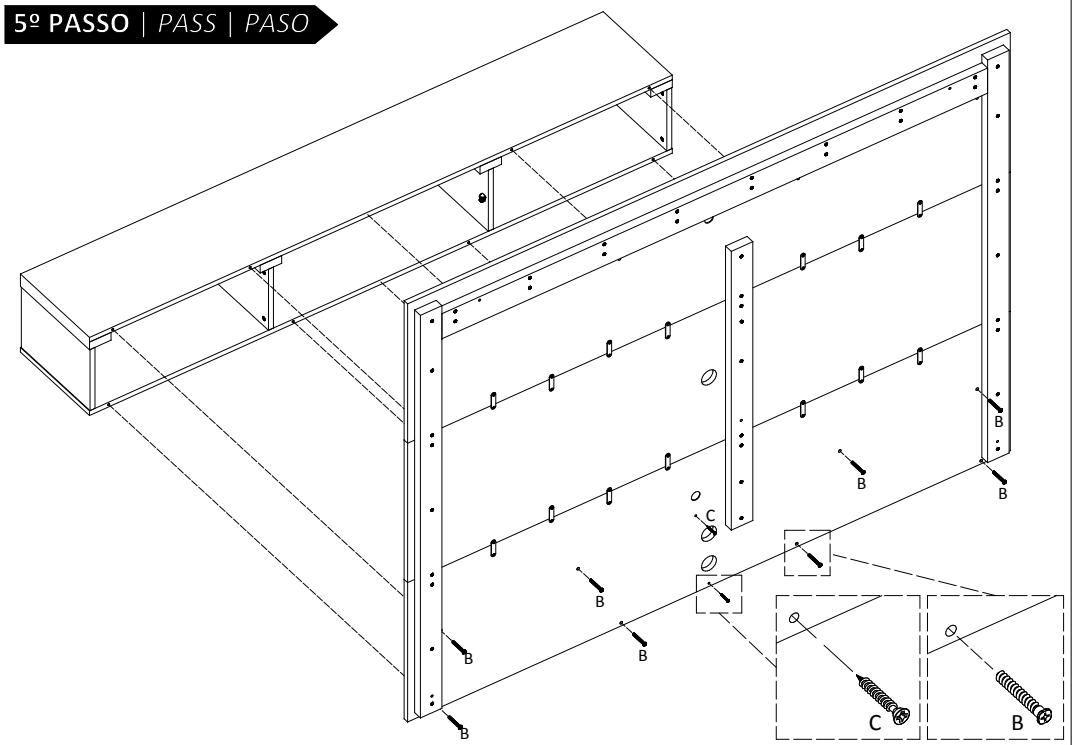
3º PASSO | PASS | PASO



4º PASSO | PASS | PASO



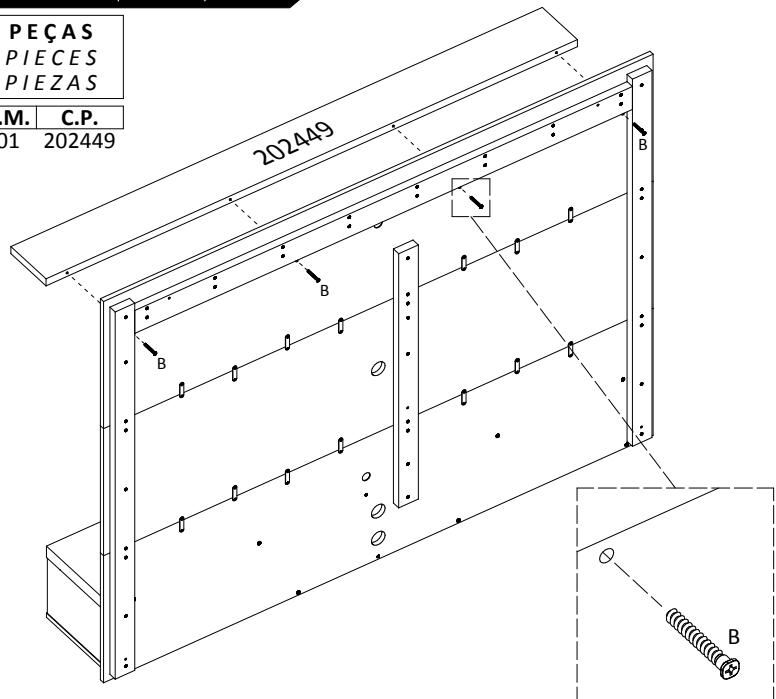
5º PASSO | PASS | PASO



6º PASSO | PASS | PASO

PEÇAS
PIECES
PIEZAS

S.M.	C.P.
01	202449



7º PASSO | PASS | PASO

PEÇAS
PIECES
PIEZAS

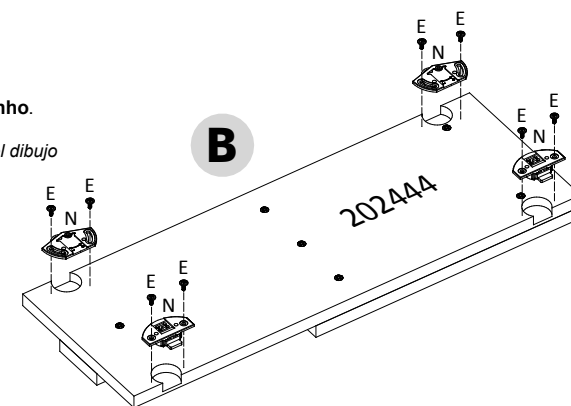
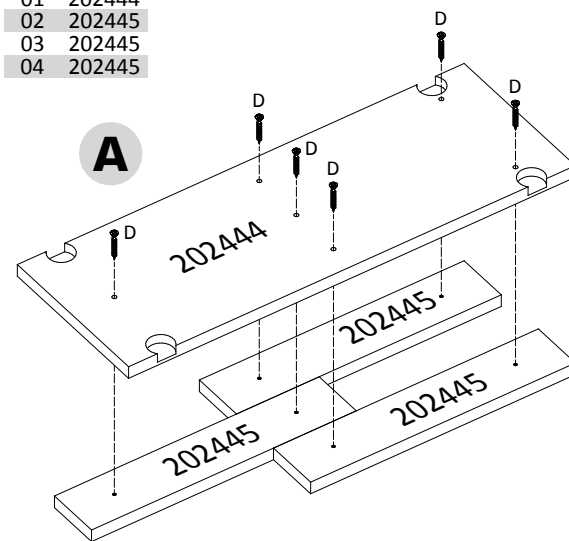
S.M.	C.P.
01	202444
02	202445
03	202445
04	202445

ATENÇÃO | ATTENTION | ATENCIÓN

Usar as marcações para fixar as peças 202445 conforme desenho.

Use the pen markings to retain parts 202445 according to drawing.

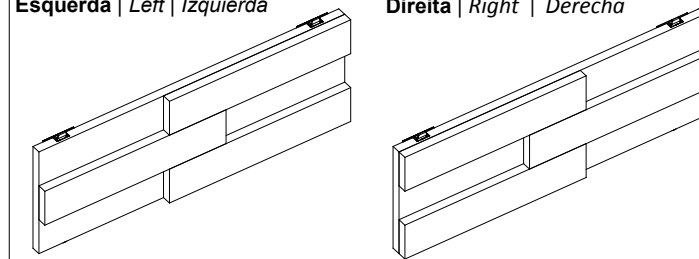
Utilizar las marcas de rotulador para sujetar las piezas 202445 según el dibujo




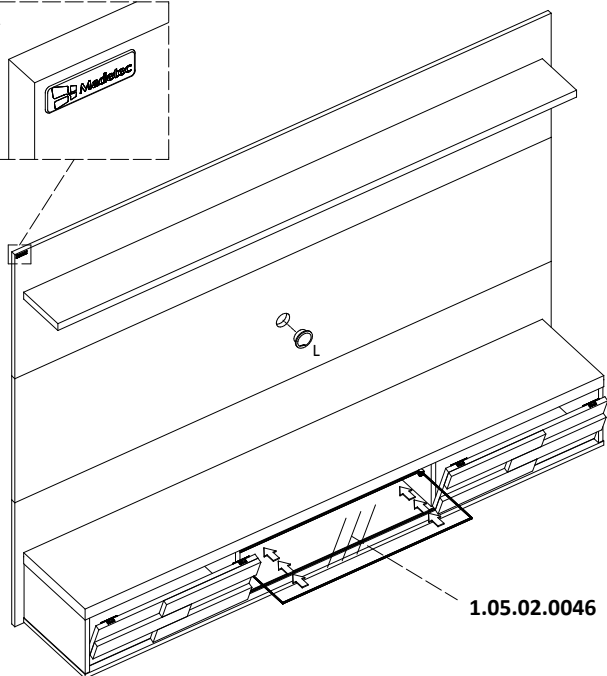
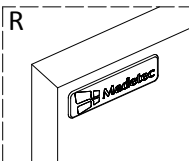
ASPECTO FINAL | FINAL ASPECT

Esquerda | Left | Izquierda

Direita | Right | Derecha



8º PASSO | PASS | PASO



9º PASSO | PASS | PASO

PEÇAS
PIECES
PIEZAS

S.M.	C.P.
01	202453

parede | Wall | Pared

Medida até o furo

Measure until the hole

Mide hasta que el agujero

1,640 m

