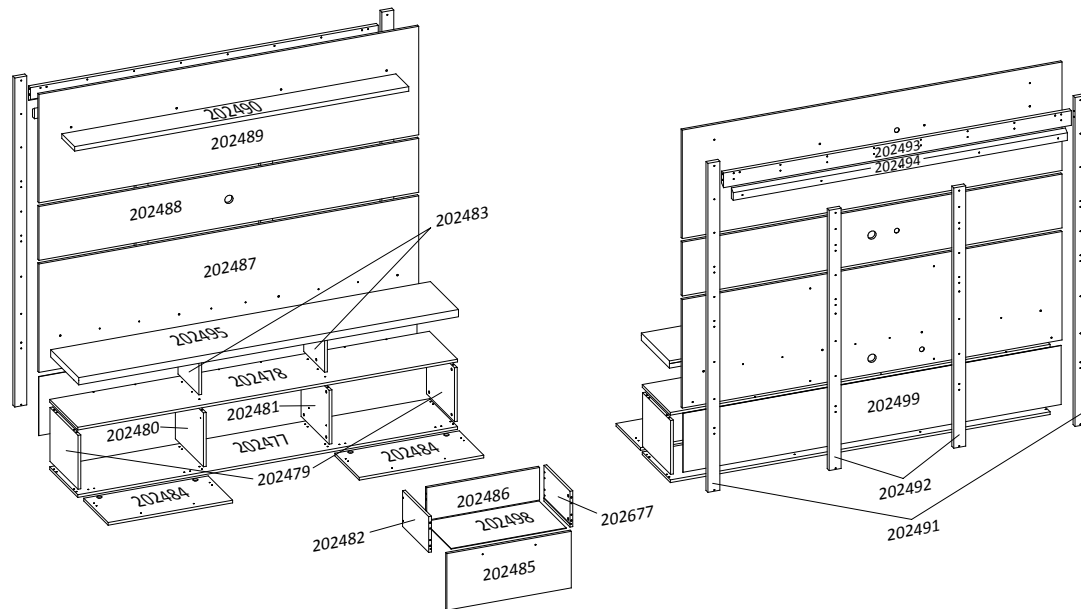


CÓDIGO DE PEÇAS | CODE OF PIECES | CÓDIGO DE PIEZAS



INSTRUÇÕES

- Prepare a montagem do móvel próximo ao local que ele ficará definitivamente e evite deslocá-lo depois de montado;
- Forre o chão com papelão ou similar e utilize a isomanta que vem entre as peças para evitar o contato entre elas durante a montagem;
- Monte o móvel obedecendo a ordem numérica da **seqüência de montagem (S.M.)**, identificando as peças pelo **código de peça (C.P.)** carimbado na mesma, de acordo com a tabela.

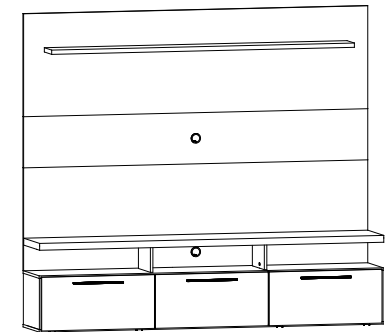
INSTRUCTIONS

- Prepare the assembly of the close piece of furniture to the place that it will be definitively and avoid to move after done. Will be definitively and avoid to move after done;
- Cover the ground with cardboard or similar and use the isomanta that it comes among the pieces to avoid the contact among them during the assembly;
- Set up the piece of furniture obeying the numeric order of the **assembly sequence (S.M.)**, identifying the pieces by **code of piece (C.P.)** stamped in the same, in agreement with the table.

INSTRUCCIONES

- Prepare la montaje del mobiliario proximo al lugar que estará definitivamente y evite mover después de hecho;
- Tape la suelo con cartón o similar y use la "isomanta" que viene entre las piezas para evitar el contacto entre ellos durante la montaje;
- Monte el mobiliario obedeciendo el orden numérico de la **sucesión de montaje (S.M.)**, identificando las piezas por el **código de piezas (C.P.)** de la misma estampado en esta, de acuerdo con la tabla.

ASPECTO FINAL | FINAL ASPECT



Espaço para Tv: → 2,070m ↑ 1,070m
Dimensão do Produto: → 2,070m ↑ 1,825m ↯ 0,400m

CUIDADOS ESPECIAIS

LIMPEZA: Pano limpo umedecido em água e sabão neutro
BRILHO: Flanela seca

SPECIAL CARES

CLEANING: Clean cloth humidified in water and neutral soap
SHINE: Dry flannel

CUIDADOS ESPECIALES

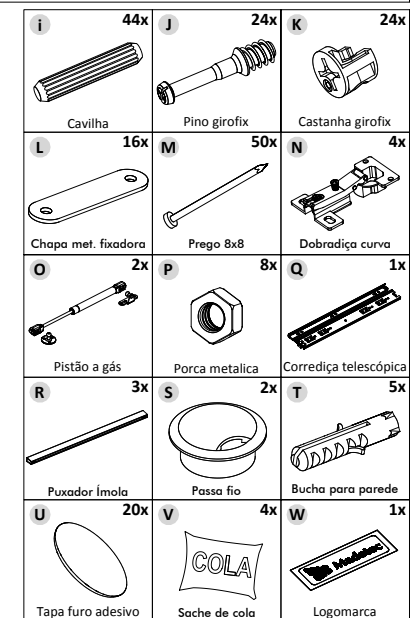
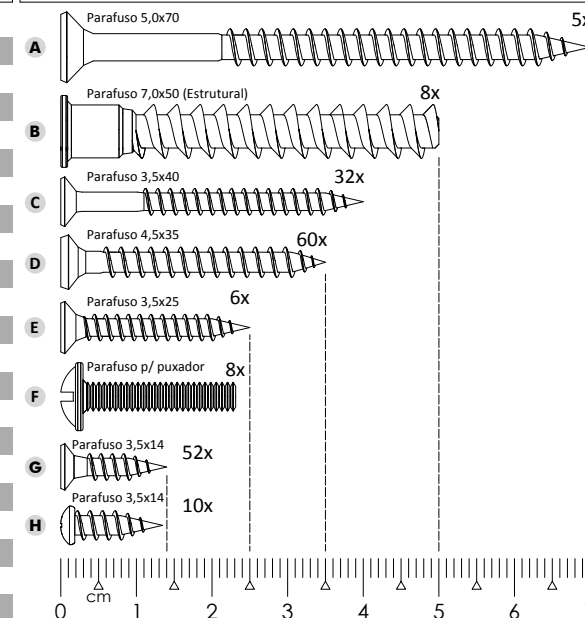
LIMPIEZA: Tela limpia humedecida en la agua y el jabón neutro
BRILLO: Fanela seca

*Dimensões em metros | Dimensions in meters | Dimensiones en metros

Edição: 18/12/2015

REF.:	PEÇAS PIECE PIEZA	MATÉRIA PRIMA	DIMENSÕES* DIMENSIONS DIMENSIONES	QUANT.
202477	Base do caixote Base Base	MDP	2,069 x 0,360 x 0,015	1
202478	Tampo do caixote Cover Tapa	MDP	2,069 x 0,360 x 0,015	1
202479	Lateral esquerda/direita do caixote Left side right Dereja izquierda	MDP	0,360 x 0,298 x 0,015	2
202480	Divisão esquerda do caixote Left Division División de izquierda	MDP	0,360 x 0,298 x 0,015	1
202481	Divisão direita do caixote Right division División de derecho	MDP	0,360 x 0,298 x 0,015	1
202482	Lateral de gaveta esquerda Drawer side left Laterales de cajón izquierda	MDP	0,335 x 0,198 x 0,015	1
202677	Lateral de gaveta direita Drawer side right Laterales de cajón derecha	MDP	0,335 x 0,198 x 0,015	1
202483	Divisão DVD Division DVD División del DVD	MDP	0,268 x 0,175 x 0,015	2
202484	Porta basculante The hinged door La puerta batiente	MDP	0,678 x 0,313 x 0,015	2
202485	Frente de gaveta Drawer front Frente del Cajón	MDP	0,678 x 0,313 x 0,015	1
202486	Contra fundo Drawer back bottom Contra fondo del cajón	MDP	0,615 x 0,180 x 0,015	1
202487	Painel inferior Bottom panel Panel inferior	MDP	2,069 x 0,600 x 0,015	1
202488	Painel central Central panel Panel central	MDP	2,069 x 0,298 x 0,015	1
202489	Painel superior Superior panel Panel superior	MDP	2,069 x 0,600 x 0,015	1
202490	Prateleira superior Upper shelf Estante superior	MDP	1,820 x 0,165 x 0,025	1
202491	Travessa lateral Side cross-bar Travessa lateral	MDP	1,820 x 0,065 x 0,025	2
202492	Travessa central Central cross-bar Travessa central	MDP	1,440 x 0,065 x 0,025	2
202493	Apoio do painel Suppoort panel Soporte del panel	MDP	1,895 x 0,081 x 0,025	1
202494	Apoio de parede Support wall Soporte del pared	MDP	1,820 x 0,058 x 0,025	1
202495	Tampo superior Top head Tapa superior	MDP	2,069 x 0,360 x 0,040	1
202498	Fundo de gaveta Fund of the drawer Fondo del cajón	MDF	0,627 x 0,342 x 0,003	1
202499	Fundo Fund Fondo	MDF	2,060 x 0,326 x 0,003	1

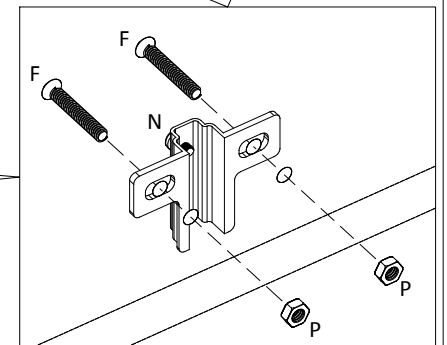
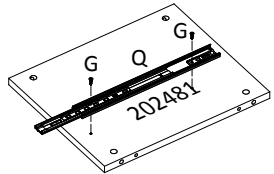
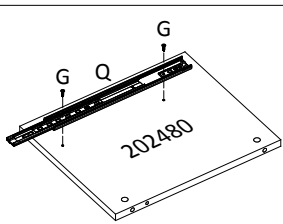
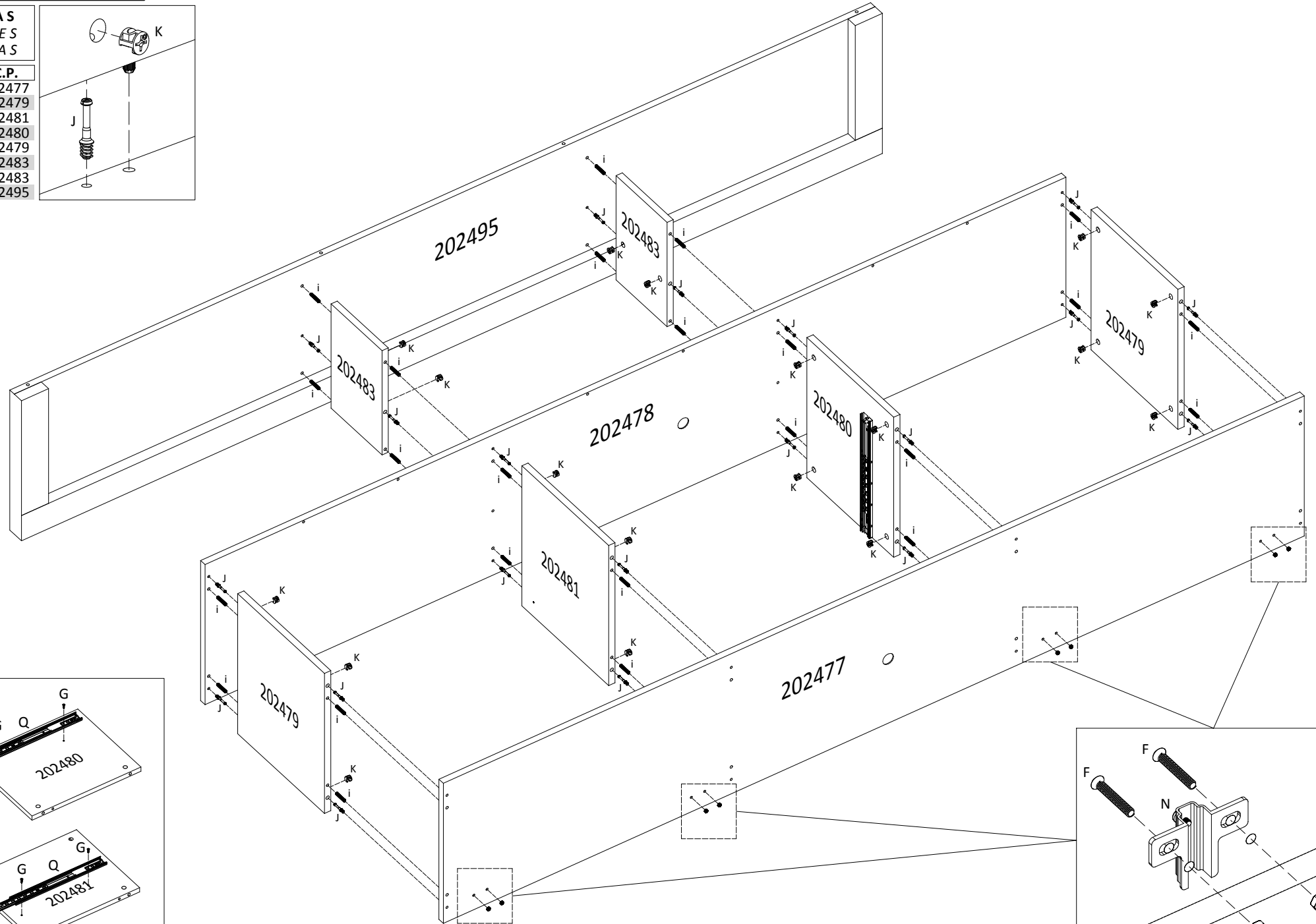
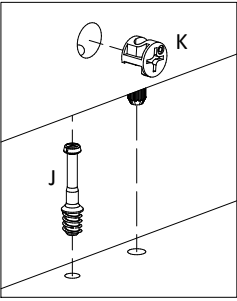
ACESSÓRIOS | ACCESSORIES | ACESORIOS



1º PASSO | PASS | PASO

PEÇAS
PIECES
PIEZAS

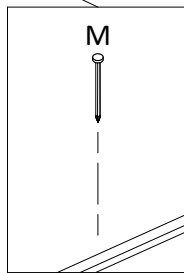
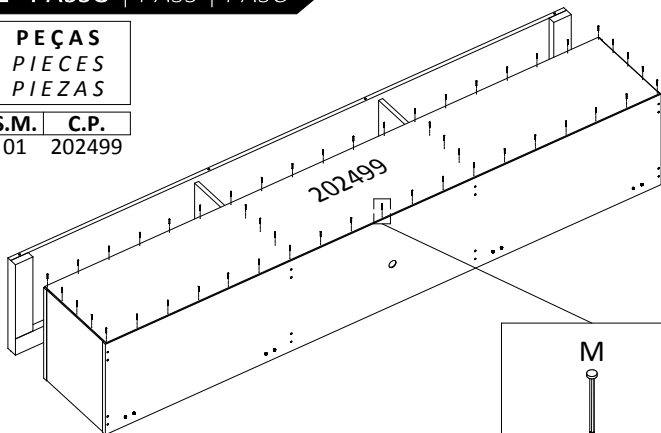
S.M.	C.P.
01	202477
02	202479
03	202481
04	202480
05	202479
06	202483
07	202483
08	202495



2º PASSO | PASS | PASO

PEÇAS
PIECES
PIEZAS

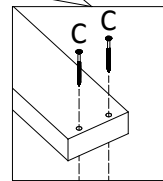
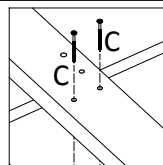
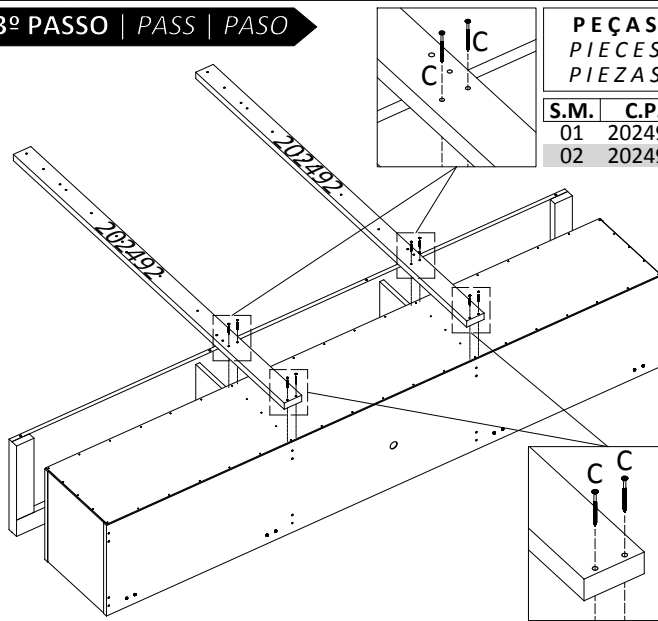
S.M.	C.P.
01	202499



3º PASSO | PASS | PASO

PEÇAS
PIECES
PIEZAS

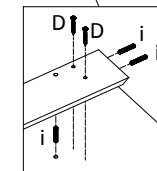
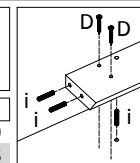
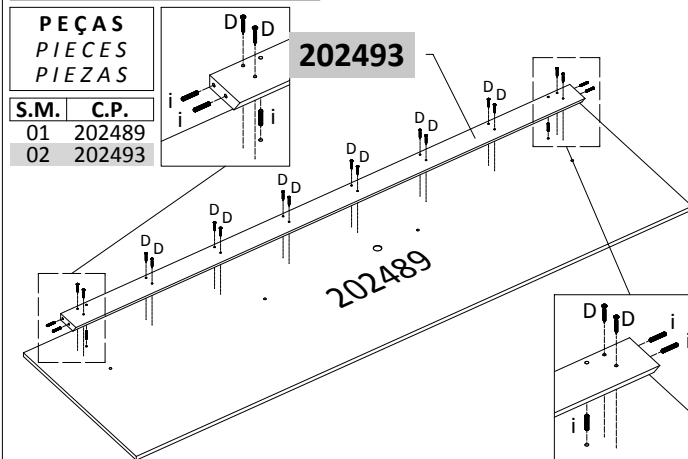
S.M.	C.P.
01	202492
02	202492




4º PASSO | PASS | PASO

PEÇAS
PIECES
PIEZAS

S.M.	C.P.
01	202489
02	202493



OBS.:
Passar cola (V) na peça
nº 202493 antes de fixa-la na peça nº 202489.



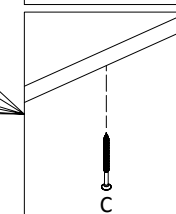
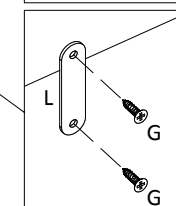
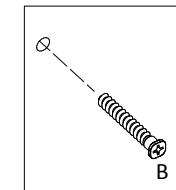
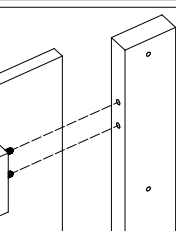
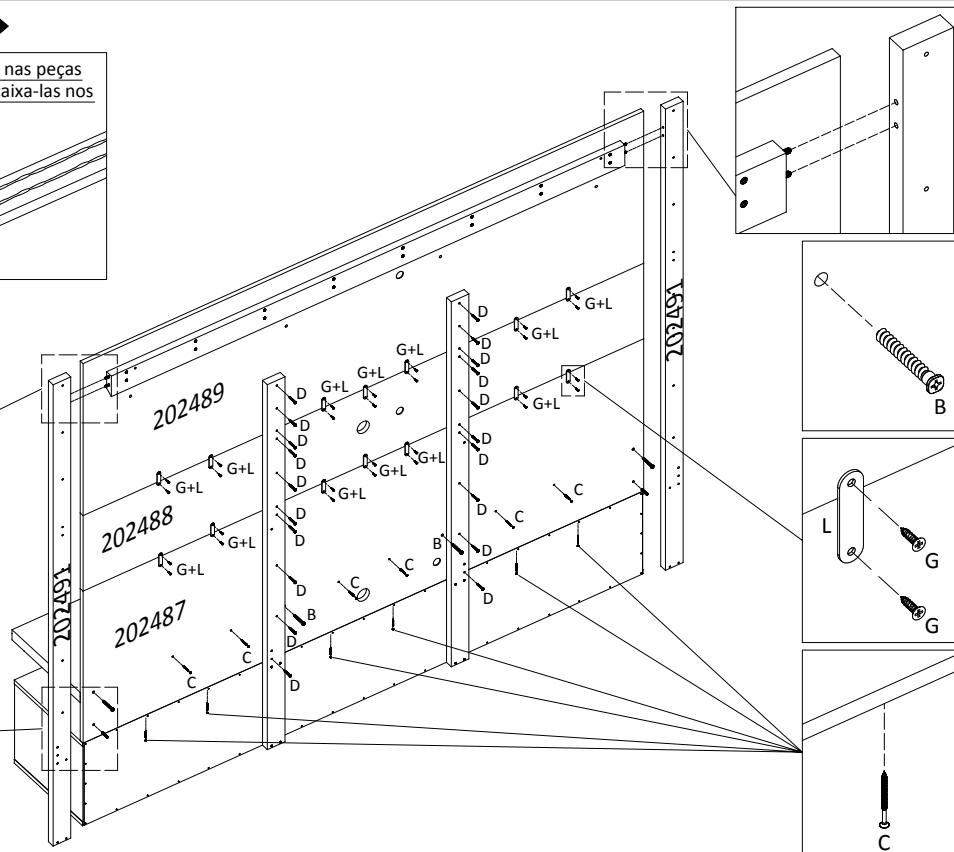
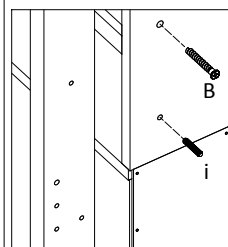
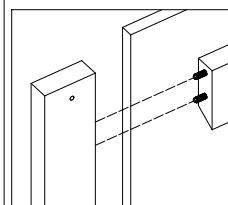
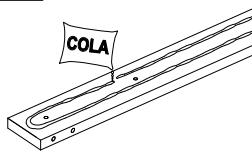
5º PASSO | PASS | PASO

PEÇAS
PIECES
PIEZAS

S.M.	C.P.
01	202487
02	202488
03	202489
04	202491
05	202491

Obs.: passar cola (V) nas peças
202491 antes de encaixa-las nos
painéis.

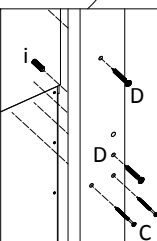
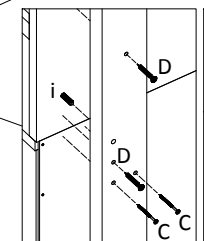
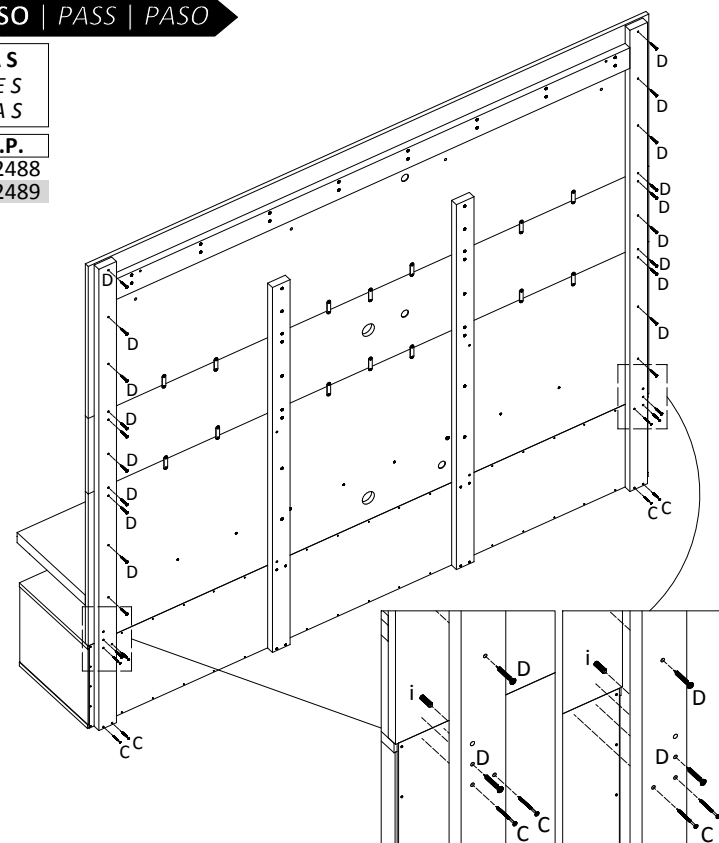
COLA



6º PASSO | PASS | PASO

PEÇAS
PIECES
PIEZAS

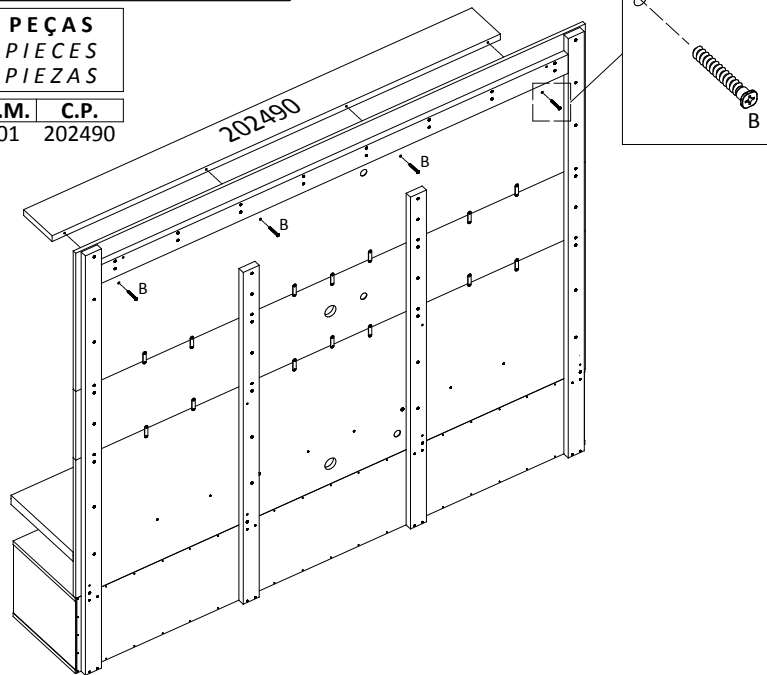
S.M.	C.P.
01	202488
02	202489



7º PASSO | PASS | PASO

PEÇAS
PIECES
PIEZAS

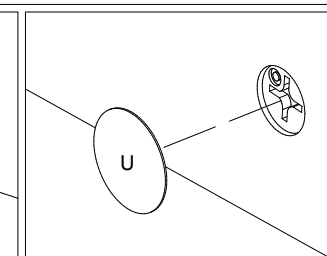
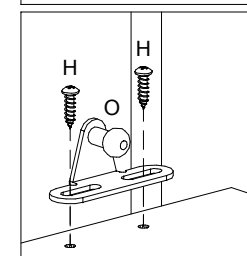
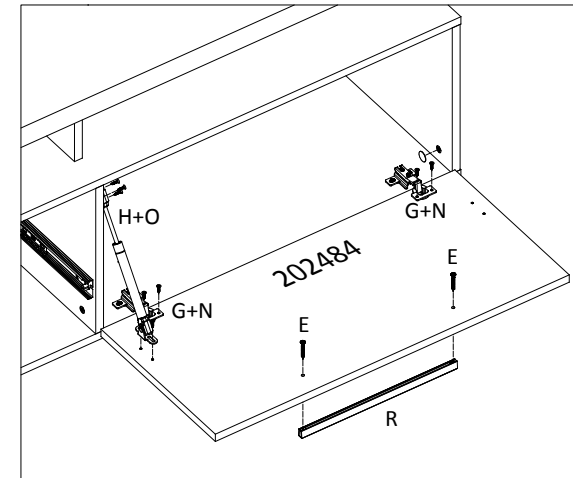
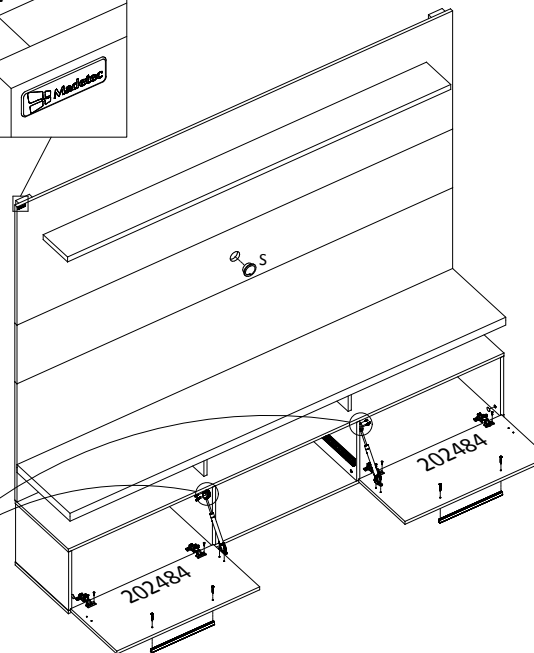
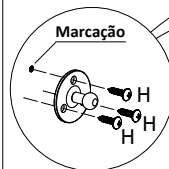
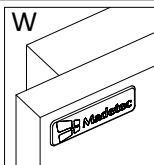
S.M.	C.P.
01	202490



8º PASSO | PASS | PASO

PEÇAS
PIECES
PIEZAS

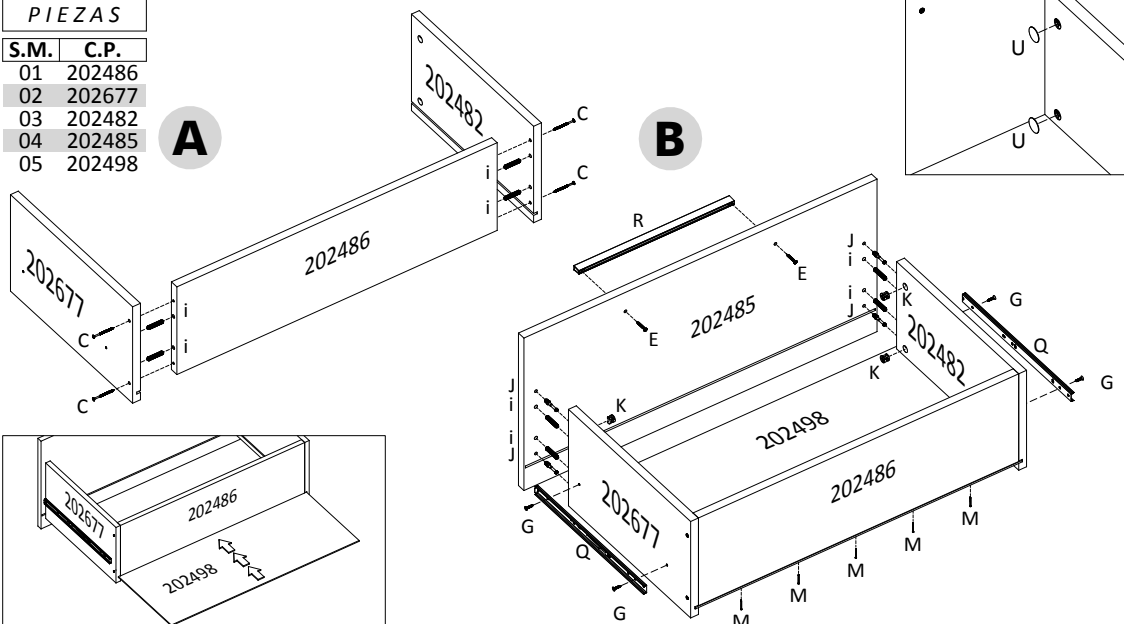
S.M.	C.P.
01	202484
02	202484



9º PASSO | PASS | PASO

PEÇAS
PIECES
PIEZAS

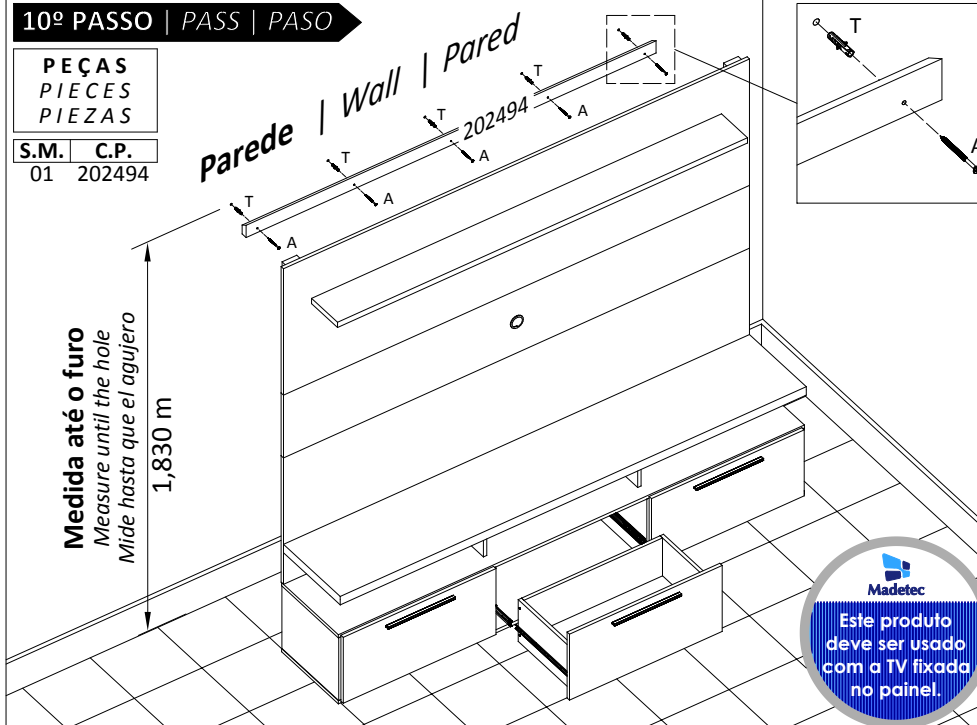
S.M.	C.P.
01	202486
02	202677
03	202482
04	202485
05	202498



10º PASSO | PASS | PASO

PEÇAS
PIECES
PIEZAS

S.M.	C.P.
01	202494



Medida até o furo
Measure until the hole
Mide hasta que el agujero

1.830 m

