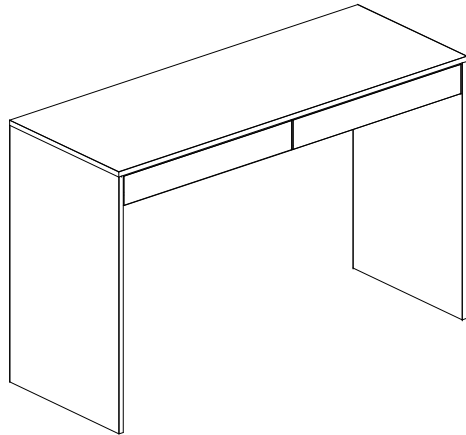


## KIT ESCRITÓRIO LINDÓIA

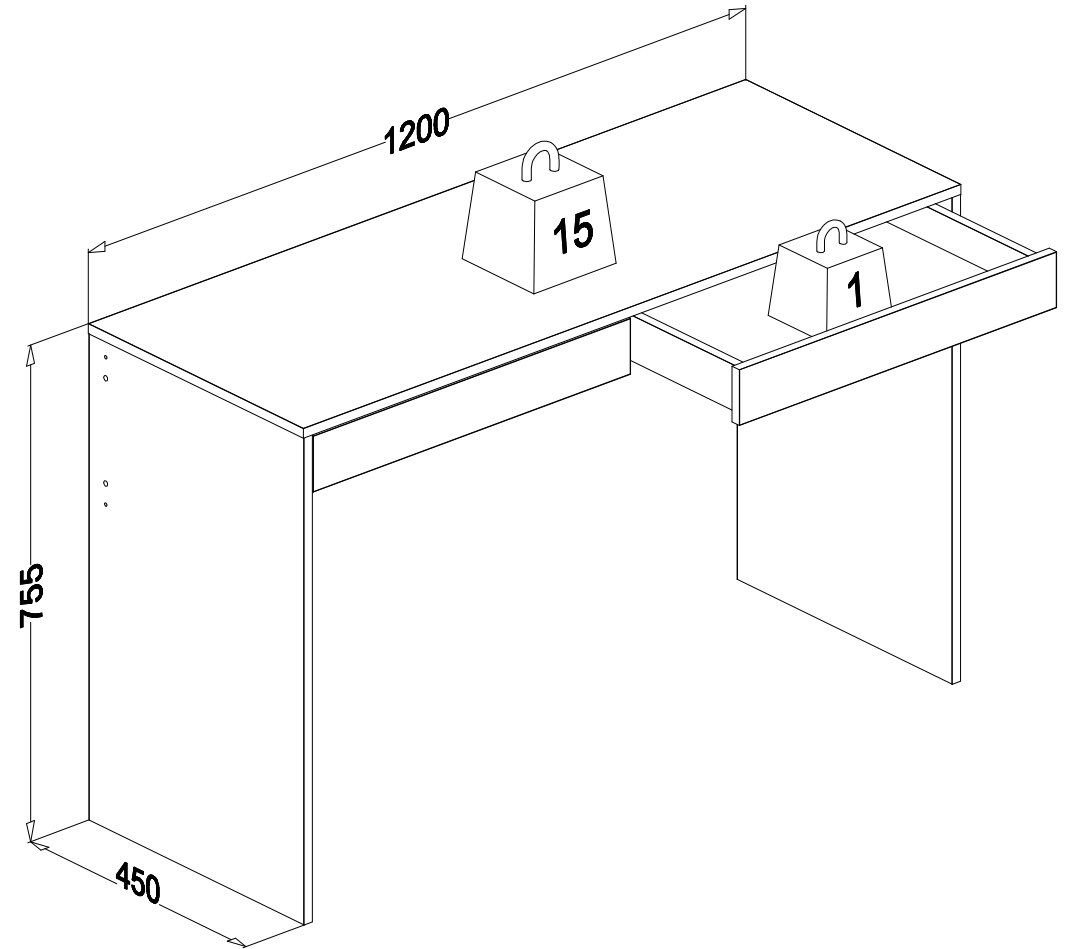
Office kit Lindóia  
Kit oficina Lindóia

Código 1194 | Revisão 04




**PESO MÁXIMO SUPORTADO PELAS PEÇAS, SENDO ESTE DISTRIBUÍDO UNIFORMEMENTE.**

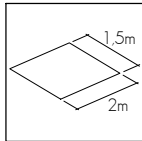
Maximum weight supported by parts, being this evenly distributed.  
Peso máximo soportado por las partes, siendo esta distribuido uniformemente.



Você vai precisar de/ You will need / Usted necesitará

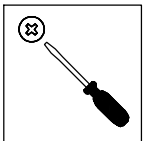


1 Pessoa  
1 person  
1 persona



Espaço recomendado para montagem  
Recommended space for assemble  
Espacio recomendado para el armado

Ferramentas não inclusas  
Tools not included / Herramientas no incluidas



Chave Philips  
Screwdriver  
Destornillador cruz



Martelo  
Hammer  
Martillo

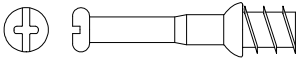


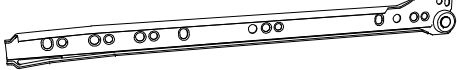

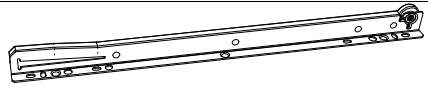
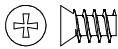
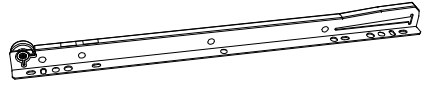


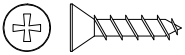
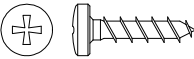
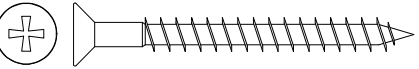


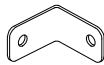



\* PESO EM KG/ Weight in Kg/ Peso en Kg  
DIMENSÕES EM MM/ Dimensions in mm/ Dimensiones en mm

**IDENTIFICAÇÃO DOS ACESSÓRIOS/ IDENTIFICATION OF ACCESSORIES/ IDENTIFICACIÓN DE ACCESORIOS**

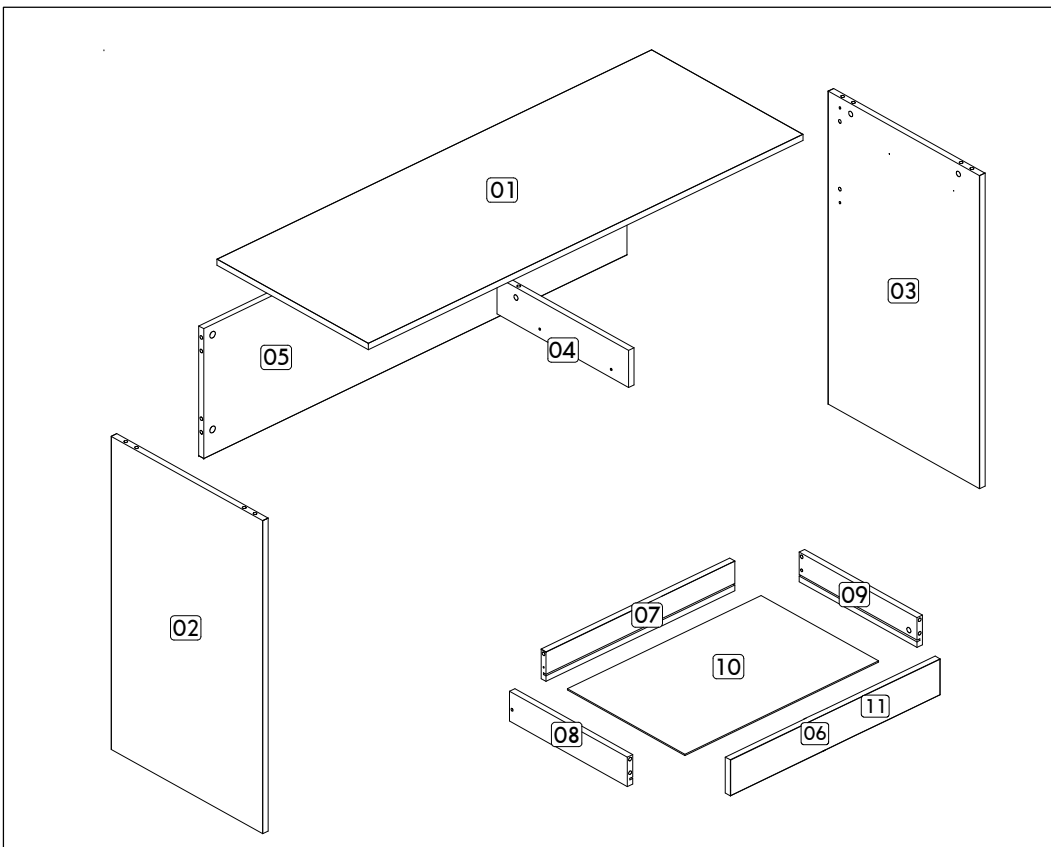
**NOTAS:** A separação dos acessórios antes de iniciar a montagem facilitará a mesma. Os parafusos e cavilhas estão na escala real. Em caso de dúvida na identificação, coloque o acessório sobre a imagem.

**NOTES:** The separation of the accessories before you start the assembly will facilitate the same. The screws and dowels are in real scale. In case of doubts about the identification, place the accessory on the image.

**NOTAS:** La separación de los accesorios antes de comenzar el armado facilitará el mismo. Los tornillos y taquetes son en escala real. En caso de dudas sobre la identificación, coloque el accesorio en la imagen.

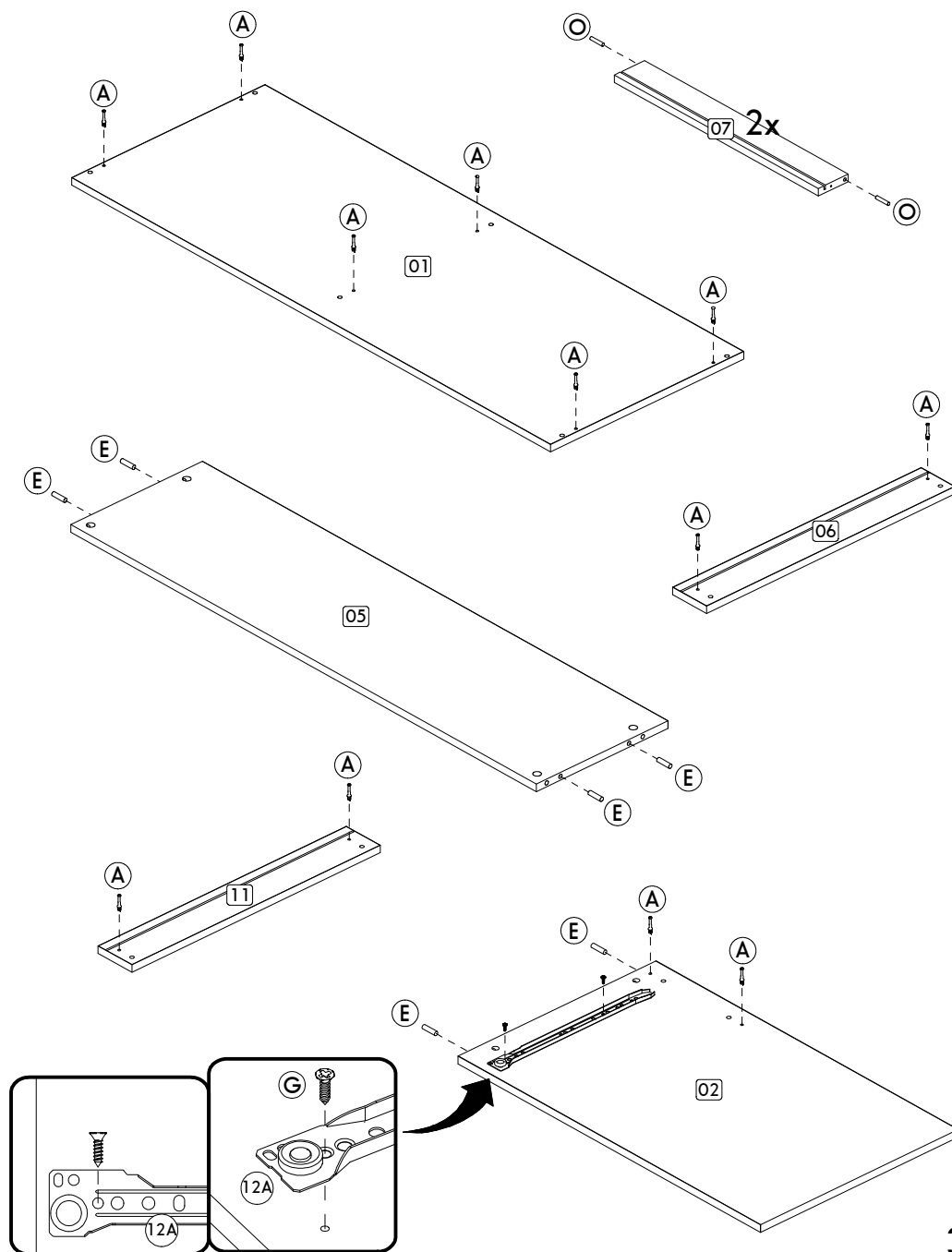
<b>A</b>		<b>Haste minifix simples</b> Simple minifix screw Tornillo minifix simple	-	<b>14</b>	<b>12A</b>		<b>Corrediça lateral esquerda</b> Metallic slide the left field Corredera lateral izquierda	350 mm	<b>02</b>
<b>B</b>		<b>Tambor minifix</b> Cam lock Tambor minifix	12 mm	<b>14</b>	<b>12B</b>		<b>Corrediça lateral direita</b> Metallic slide the right field Corredera lateral derecha	350 mm	<b>02</b>
<b>C</b>		<b>Tapa furo adesivo</b> Bore patch adhesive Alesaje adhesivo parche	-	<b>06</b>	<b>12C</b>		<b>Corrediça gaveta esquerda</b> Drawer slide left Corredera izquierda cajón	350 mm	<b>02</b>
<b>D</b>		<b>Parafuso chato</b> Flat head screw Tornillo de cabeza plana	6,0x8 mm	<b>04</b>	<b>12D</b>		<b>Corrediça gaveta direita</b> Drawer slide right Corredera derecha cajón	350 mm	<b>02</b>
<b>E</b>		<b>Cavilha</b> Wooden Dowel Pin	8x30 mm	<b>10</b>					
<b>F</b>		<b>Cola</b> Glue Pegamento	13g	<b>01</b>					
<b>G</b>		<b>Parafuso chato</b> Flat head screw Tornillo de cabeza plana	3,0x14 mm	<b>12</b>					
<b>H</b>		<b>Parafuso panela</b> Pan head screw Tornillo de pan	3,5x14 mm	<b>04</b>					
<b>I</b>		<b>Parafuso chato</b> Flat head screw Tornillo de cabeza plana	4,5x45 mm	<b>04</b>					
<b>J</b>		<b>Prego</b> Tack Clavo	10 x10	<b>04</b>					
<b>K</b>		<b>Sapata</b> Small Plastic Foot Pie Plástico	-	<b>04</b>					
<b>L</b>		<b>Cantoneira de metal</b> Metal bracket Soporte de metal	22x22 mm	<b>02</b>					
<b>M</b>		<b>Tapa furo plástico</b> Tapones plásticos Plastic hole plugs	8 mm	<b>04</b>					
<b>N</b>		<b>Tapa furo plástico</b> Tapones plásticos Plastic hole plugs	5 mm	<b>04</b>					
<b>O</b>		<b>Cavilha</b> Wooden Dowel Pin	6x30 mm	<b>08</b>					

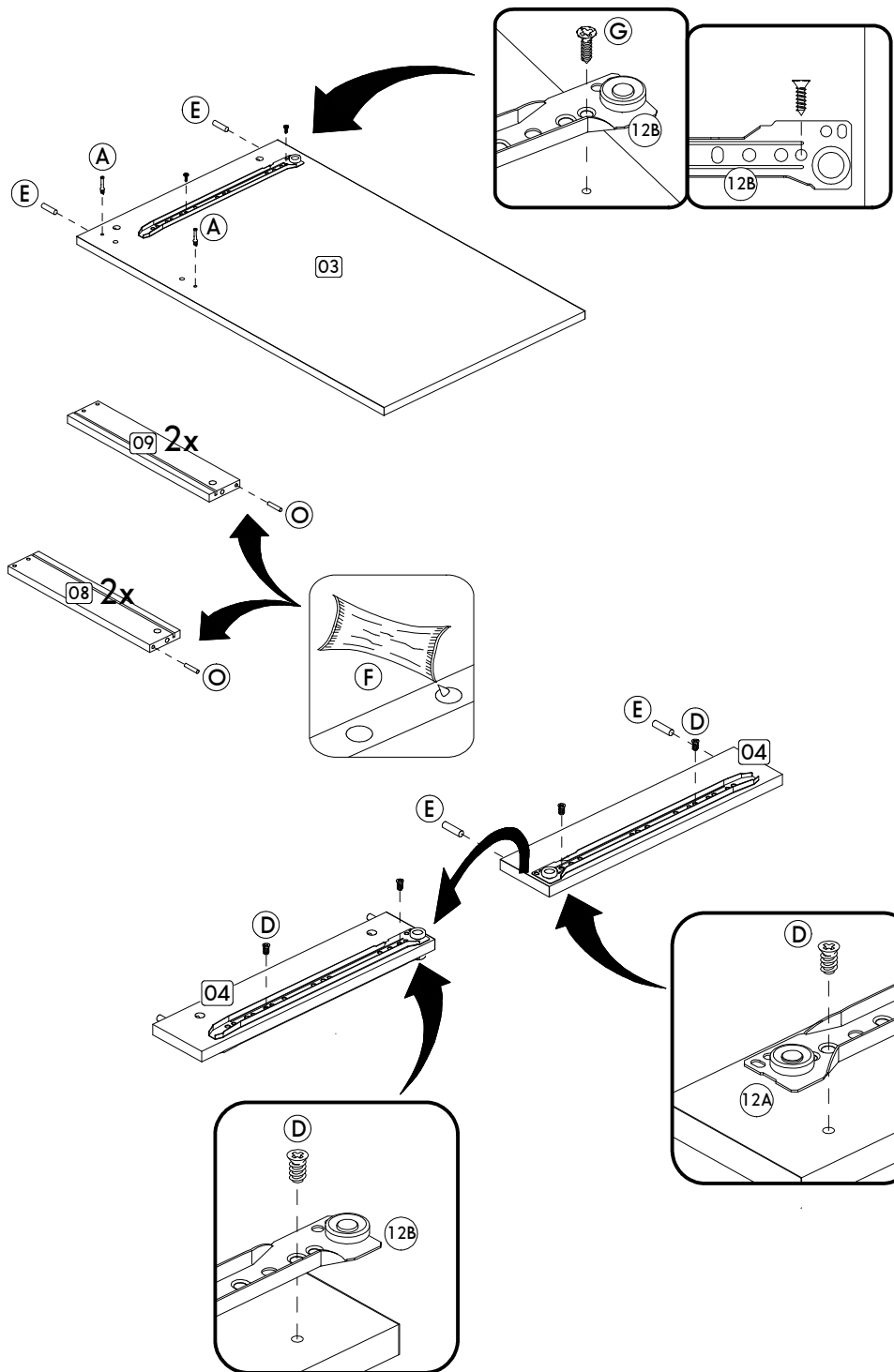
IDENTIFICAÇÃO DAS PEÇAS/ PARTS IDENTIFICATION/ IDENTIFICACIÓN DE LAS PIEZAS



Nº	DESCRIÇÃO - DESCRIPTION - DESCRIPCIÓN	MEDIDAS-MEASURES - MEDIDAS (mm)	QTD.
01	Tampo - Top - Tapa	1200 x 450 x 15	01
02	Lateral esquerda - Left side - Lateral izquierda	740 x 450 x 15	01
03	Lateral direita - Right side - Lateral derecha	740 x 450 x 15	01
04	Divisória - Divider - Divisória	391 x 88 x 15	01
05	Costa - Back - Fondo	1168 x 307 x 15	01
06	Frente de gaveta direita - Right drawer front - Frente cajón derecha	579 x 85 x 15	01
07	Traseiro de gaveta - Rear of drawer - Trasero del cajón	521 x 70 x 15	02
08	Lateral esquerda de gaveta - Left side of drawer - Lateral izquierda del cajón	350 x 70 x 15	02
09	Lateral direita de gaveta - Right side of drawer - Lateral derecha del cajón	350 x 70 x 15	02
10	Fundo de gaveta - Bottom of drawer - Fondo del cajón	535 x 249 x 15	02
11	Frente de gaveta esquerda - Left drawer front - Frente cajón izquierda	579 x 85 x 15	01

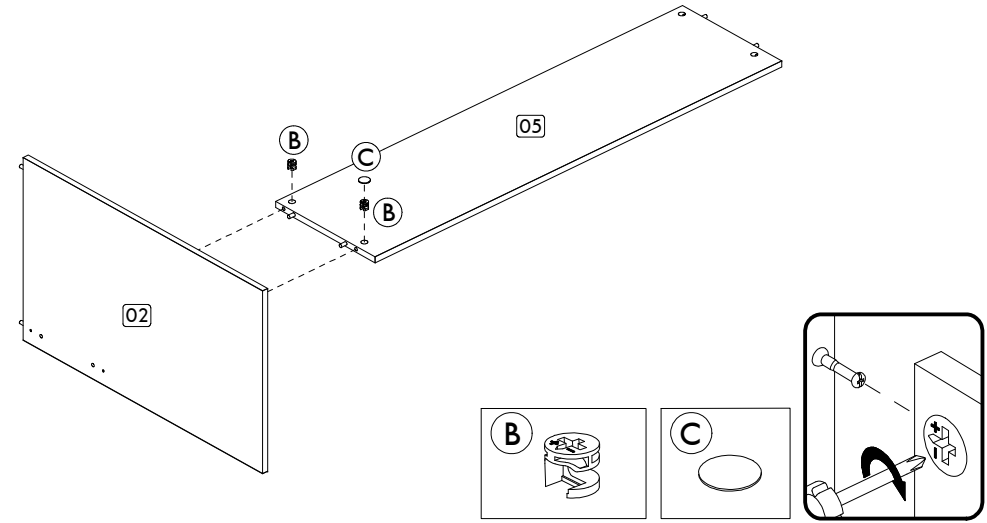
PRÉ-MONTAGEM/ PRE-ASSEMBLE/ PRE ARMADO



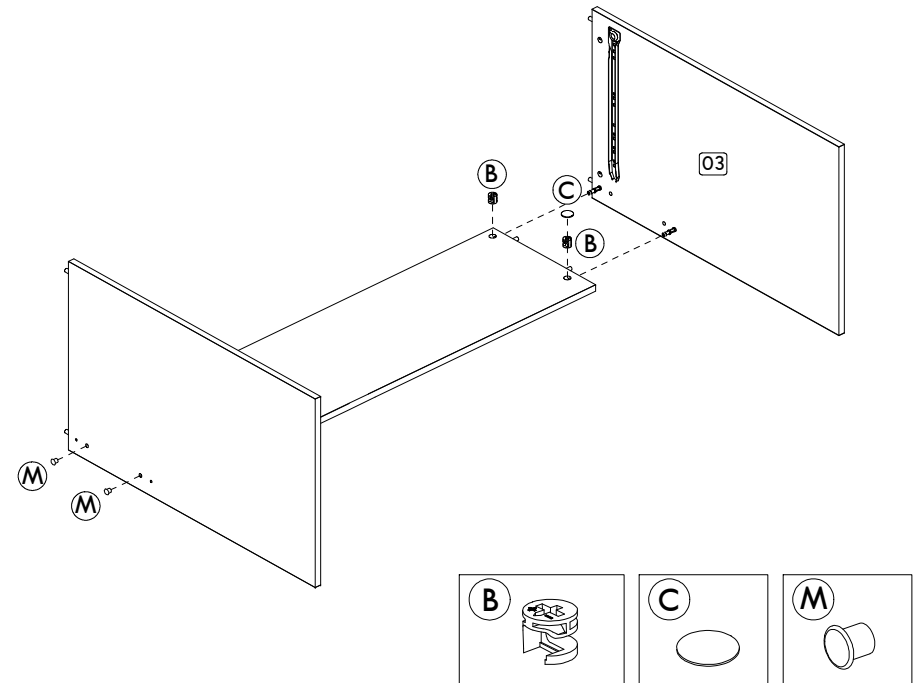


MONTAGEM / ASSEMBLY / ARMADO

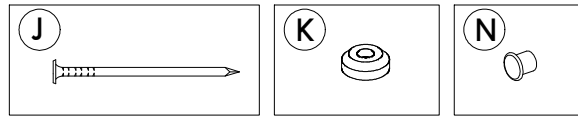
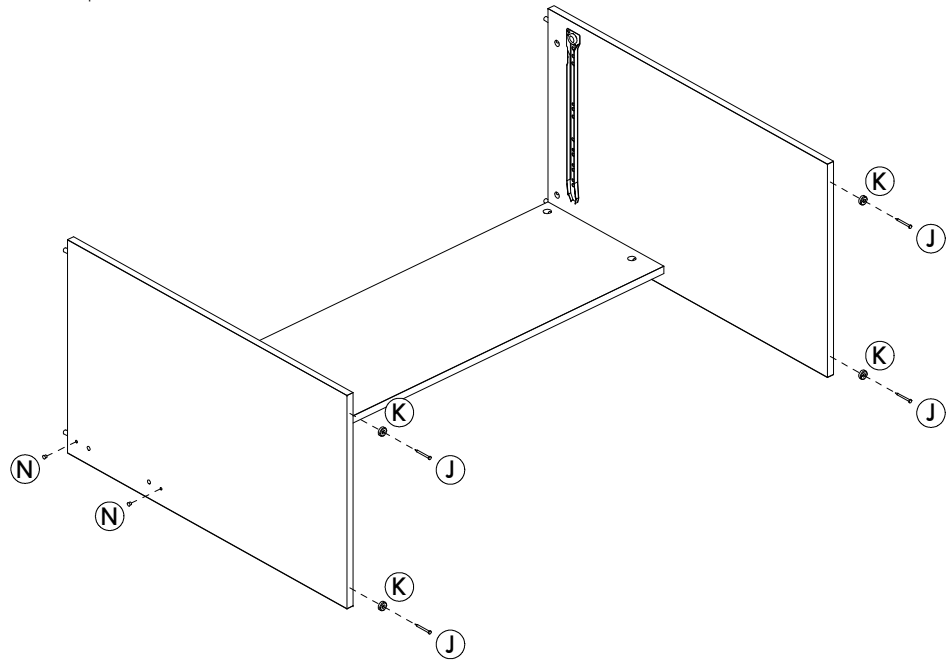
Passo/ Step/ Paso 01



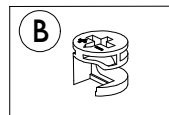
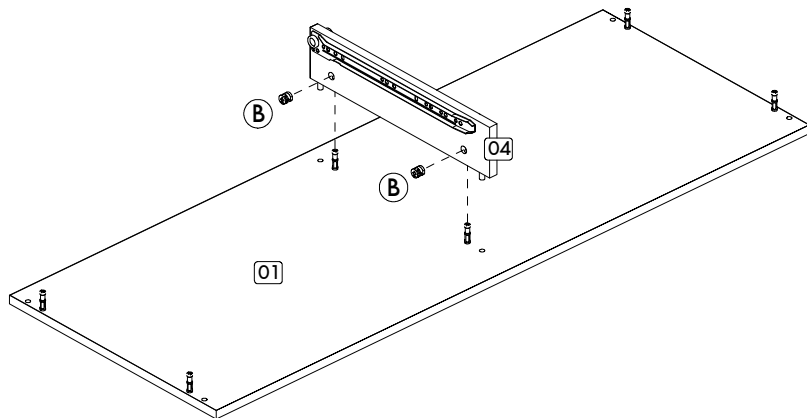
Passo/ Step/ Paso 02



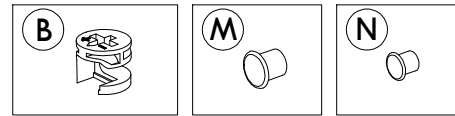
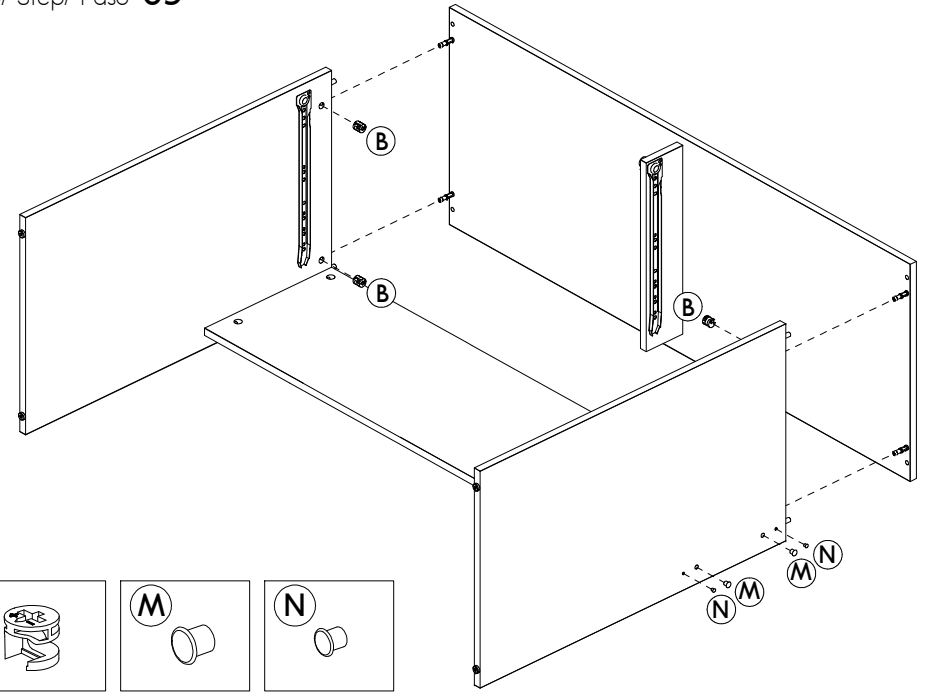
Passo/ Step/ Paso 03



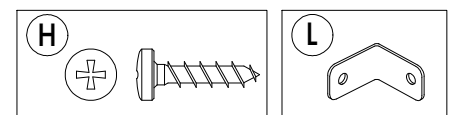
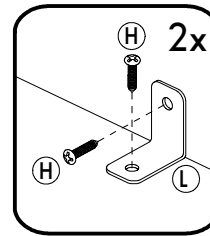
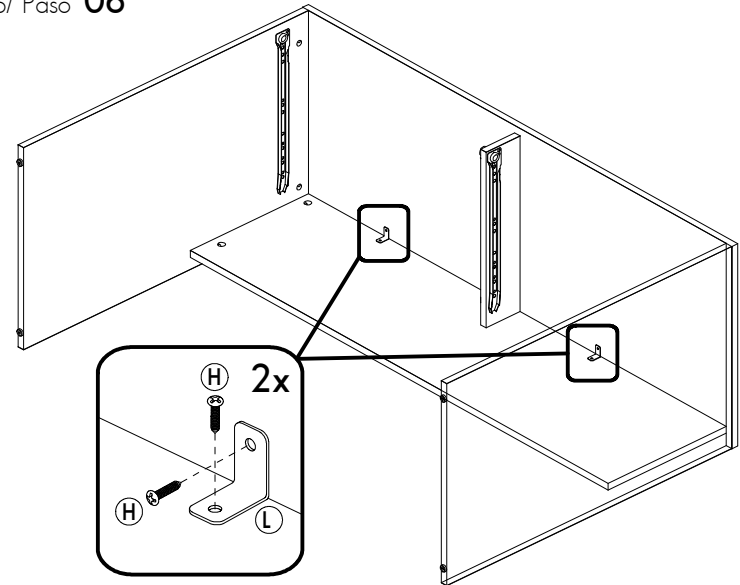
Passo/ Step/ Paso 04



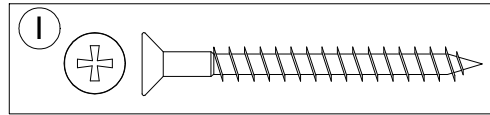
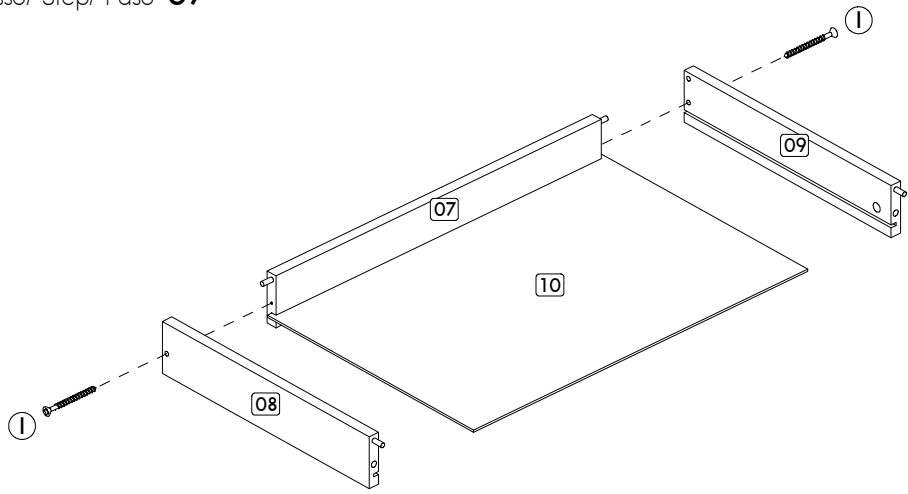
Passo/ Step/ Paso 05



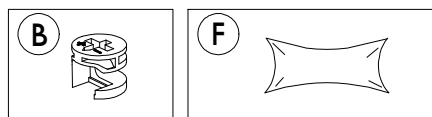
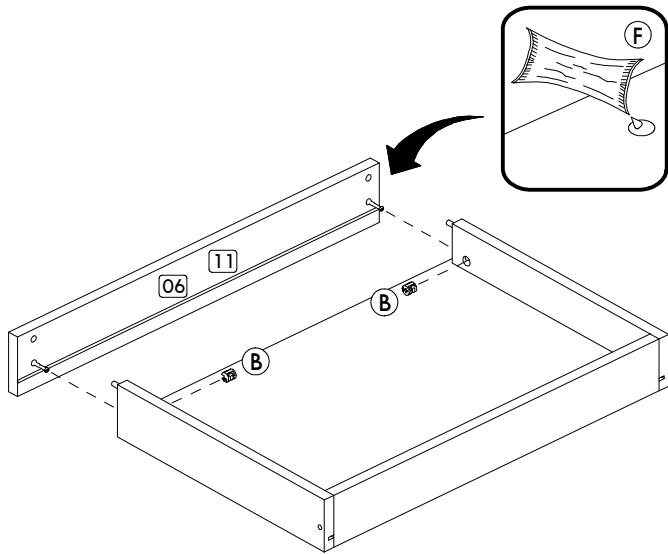
Passo/ Step/ Paso 06



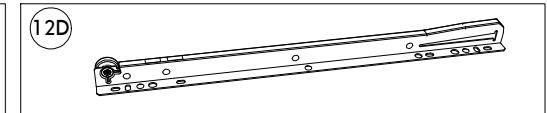
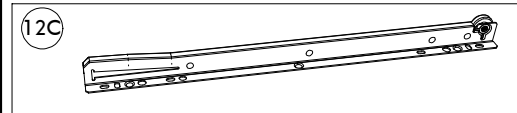
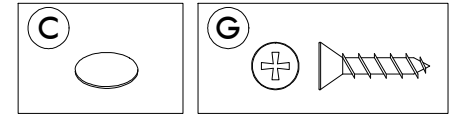
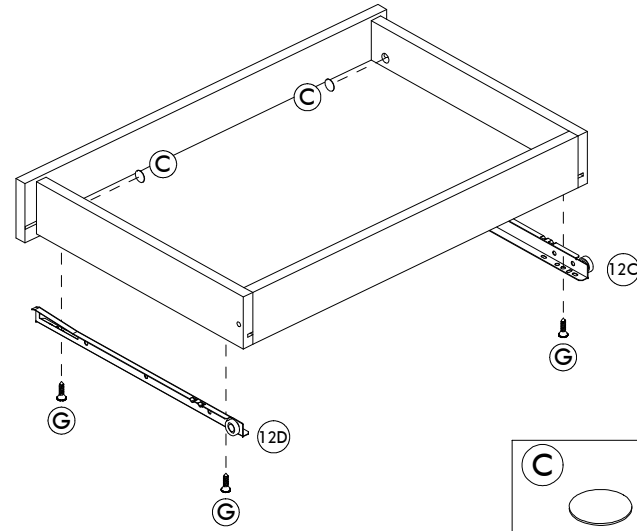
Passo/ Step/ Paso 07



Passo/ Step/ Paso 08



Passo/ Step/ Paso 09



Passo/ Step/ Paso 10

