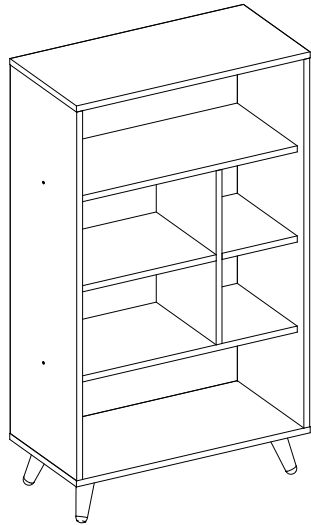


ESTANTE SIDNEY - 1035MM

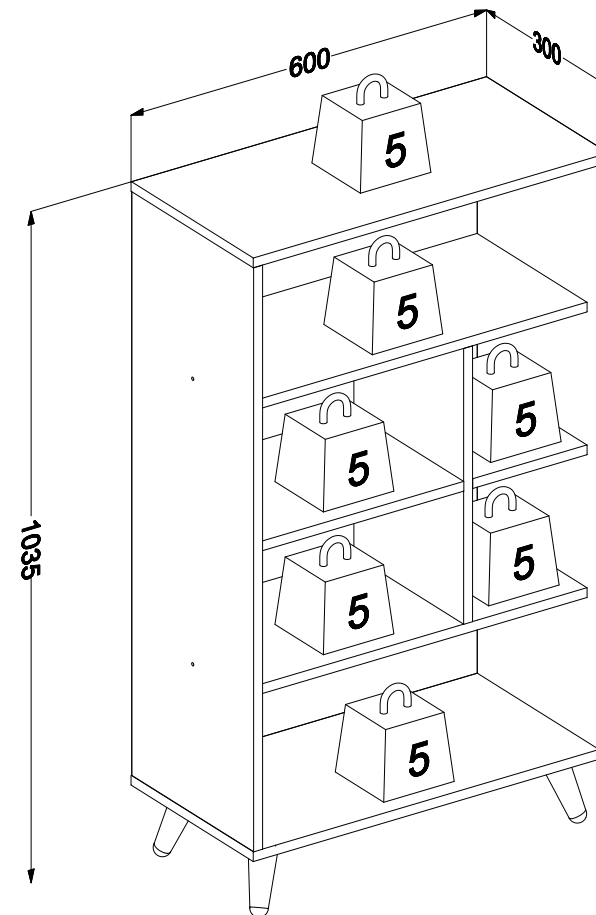
Bookcase Sidney - 41"
Estantería Sidney - 1035mm

Código 2495 | Revisão 01




PESO MÁXIMO SUPORTADO PELAS PEÇAS, SENDO ESTE DISTRIBUÍDO UNIFORMEMENTE.

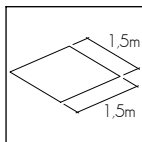
Maximum weight supported by parts, being this evenly distributed.
Peso máximo soportado por las partes, siendo esta distribuido uniformemente.



Você vai precisar de/ You will need / Usted necesitará

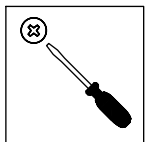


1 Pessoa
1 Person
1 Persona




Espaço recomendado para montagem
Recommended space for assemble
Espacio recomendado para el armado

Ferramentas não inclusas
Tools not included / Herramientas no incluidas



Chave Philips
Screwdriver
Destornillador cruz



Martelo
Hammer
Martillo



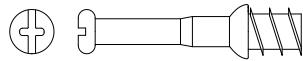


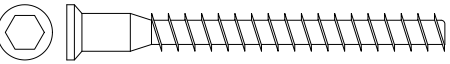






* PESO EM KG/ Weight in Kg/ Peso en Kg
DIMENSÕES EM MM/ Dimensions in mm/ Dimensiones en mm

IDENTIFICAÇÃO DOS ACESSÓRIOS / IDENTIFICATION OF ACCESSORIES/ IDENTIFICACIÓN DE ACCESORIOS

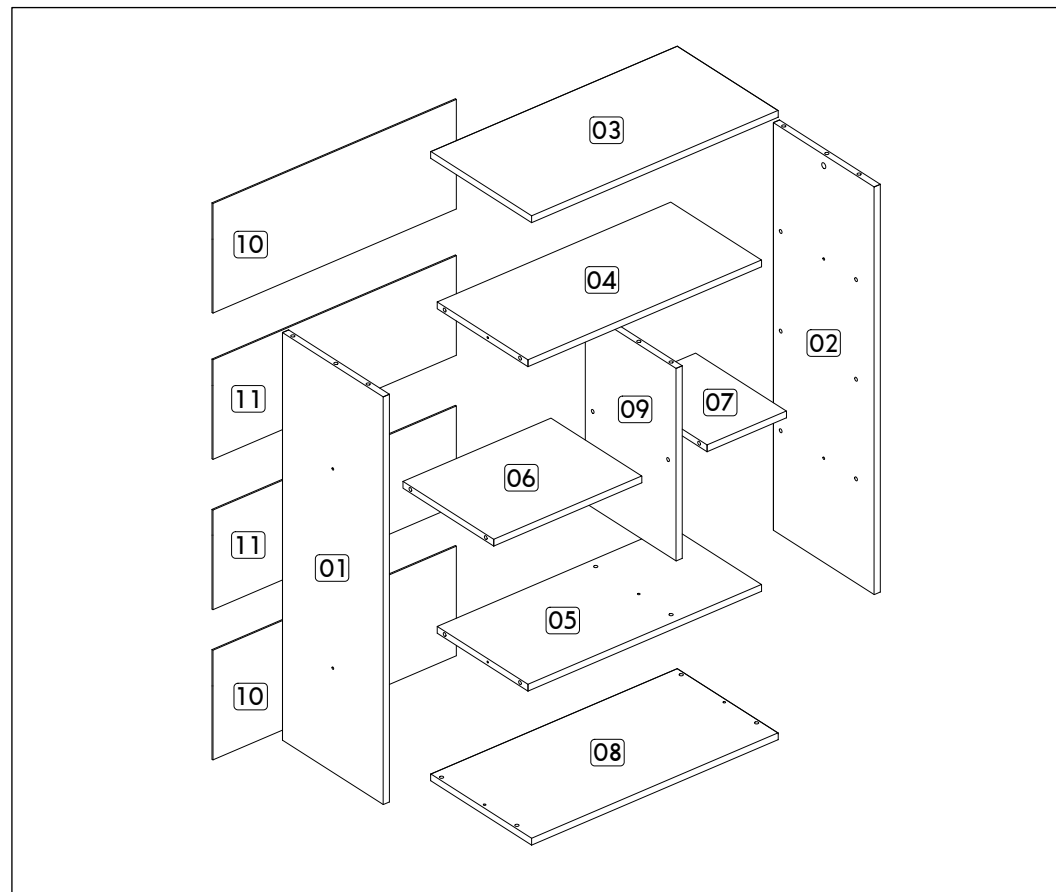
NOTAS: A separação dos acessórios antes de iniciar a montagem facilitará a mesma. Os parafusos e cavilhas estão na escala real. Em caso de dúvida na identificação, coloque o acessório sobre a imagem.

NOTES: The separation of the accessories before you start the assembly will facilitate the same. The screws and dowels are in real scale. In case of doubts about the identification, place the accessory on the image.

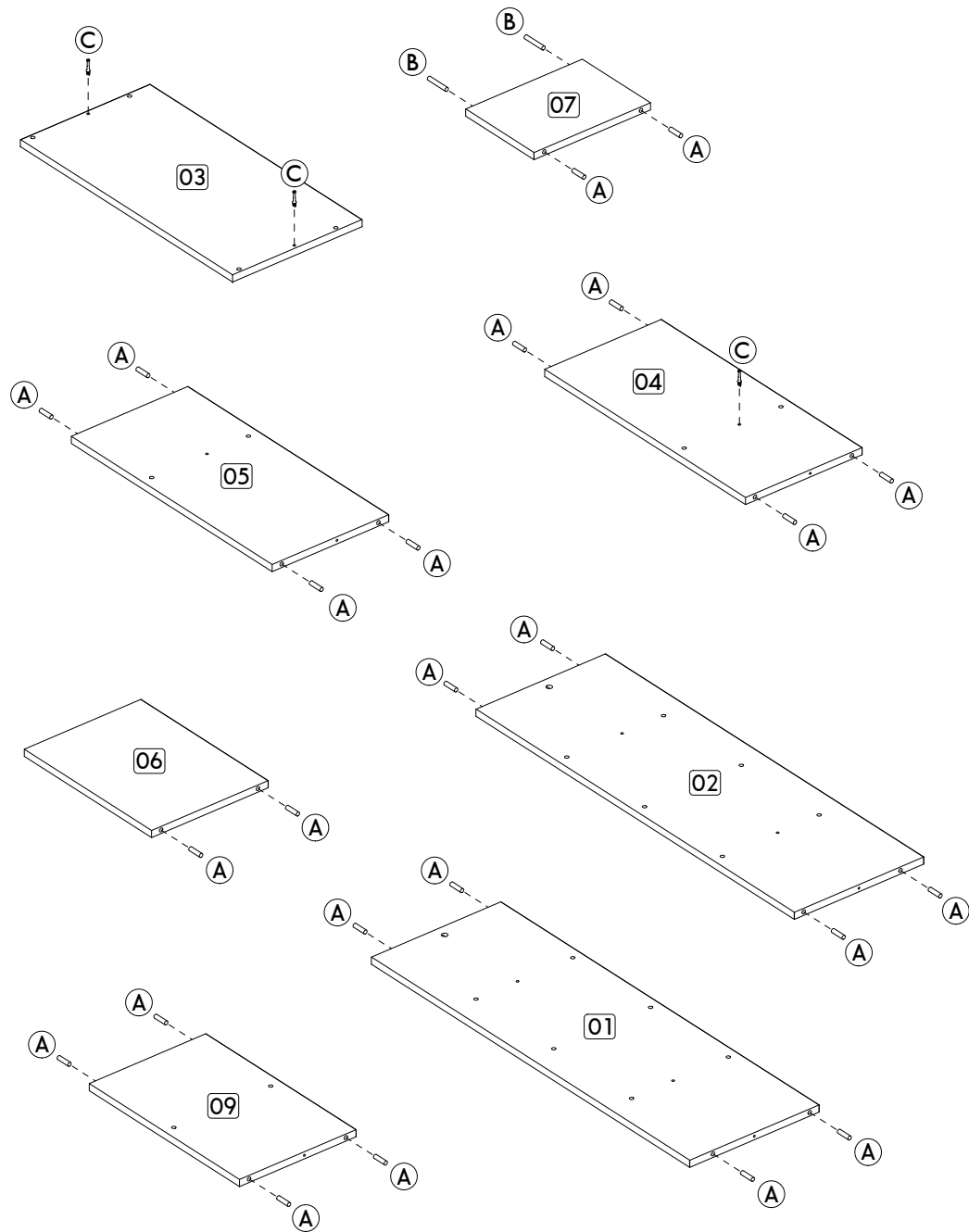
NOTAS: La separación de los accesorios antes de comenzar el armado facilitará el mismo. Los tornillos y taquetes son en escala real. En caso de dudas sobre la identificación, coloque el accesorio en la imagen.

A		Cavilha Wooden Dowel Pin	8x30 mm	24
B		Cavilha Wooden Dowel Pin	8x50 mm	02
C		Haste minifix simples Simple minifix screw Tornillo minifix simple	-	03
D		Tambor minifix Drum lock Tambor minifix	12 mm	03
E		Parafuso chato Flat head screw Tornillo de cabeza plana	4.0x16 mm	16
F		Parafuso estrutural Structural screw Tornillo estrutural	5.0x50 mm	07
G		Chave allen Allen key Llave Allen	-	01
H		Tampa parafuso estrutural Structural screw cover Tapa tornillo estrutural	-	04
I		Tapa furo adesivo Bore patch adhesive Tapones ashesivo	-	03
J		Prego Nail Clavo	10 x 10	40
K		Garra de metal Metal claw Garra metal	15 mm	09
12		Sapata Plastic Foot Pie Plástico	-	04

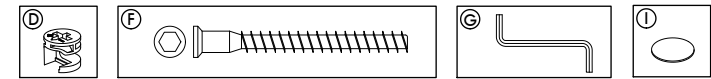
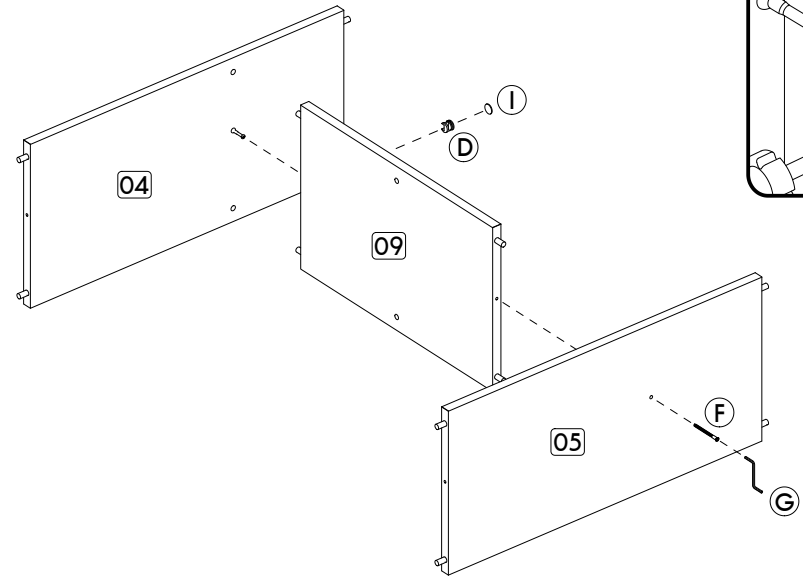
IDENTIFICAÇÃO DAS PEÇAS/ PARTS IDENTIFICATION/ IDENTIFICACIÓN DE LAS PIEZAS



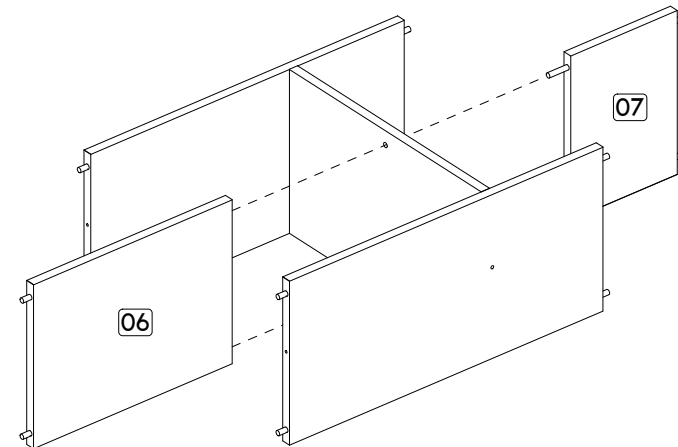
Nº	DESCRIÇÃO - DESCRIPTION - DESCRIPCIÓN	MEDIDAS-MEASURES - MEDIDAS (mm)	QTD.
01	Lateral esquerda - Left side - Lateral izquierda	900 x 300 x 15	01
02	Lateral direita - Right side - Lateral derecha	900 x 300 x 15	01
03	Base superior - Top base - Base superior	600 x 300 x 15	01
04	Base fixa superior - Fixed top base - Base superior fija	568 x 270 x 15	01
05	Base fixa inferior - Fixed bottom base - Base inferior fija	568 x 270 x 15	01
06	Prateleira maior - Bigger shelf - Repisa mayor	360 x 270 x 15	01
07	Prateleira menor - Smaller shelf - Repisa menor	193 x 270 x 15	01
08	Base inferior - Bottom base - Base inferior	600 x 300 x 15	01
09	Divisão - Division - División	425 x 270 x 15	01
10	Costa maior - Bigger back - Fondo mayor	242 x 592 x 3	02
11	Costa menor - Smaller back - Fondo menor	220 x 592 x 3	02



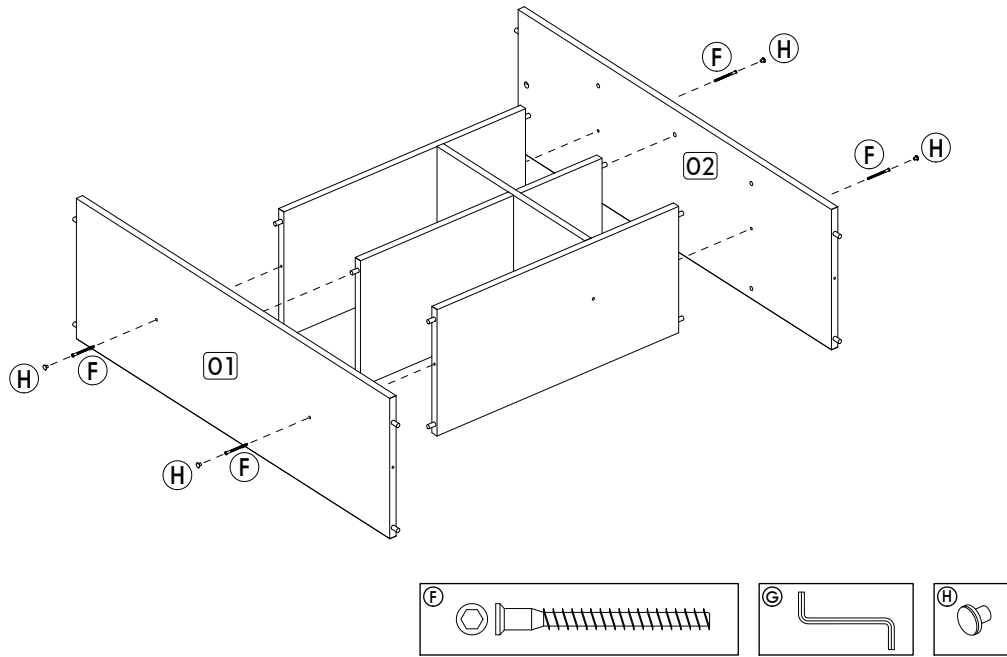
Passo/ Step/ Paso 01



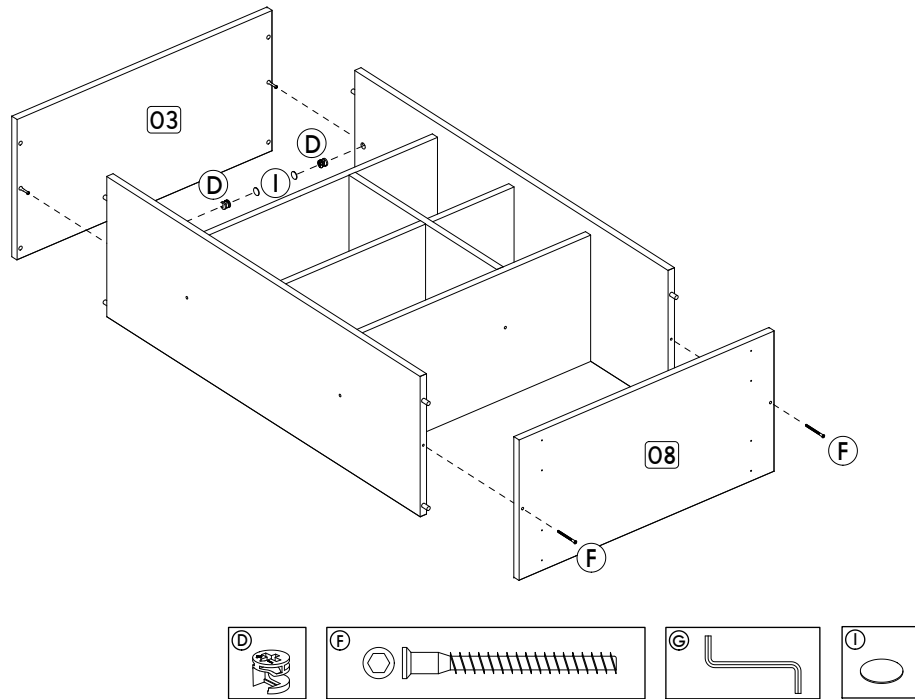
Passo/ Step/ Paso 02



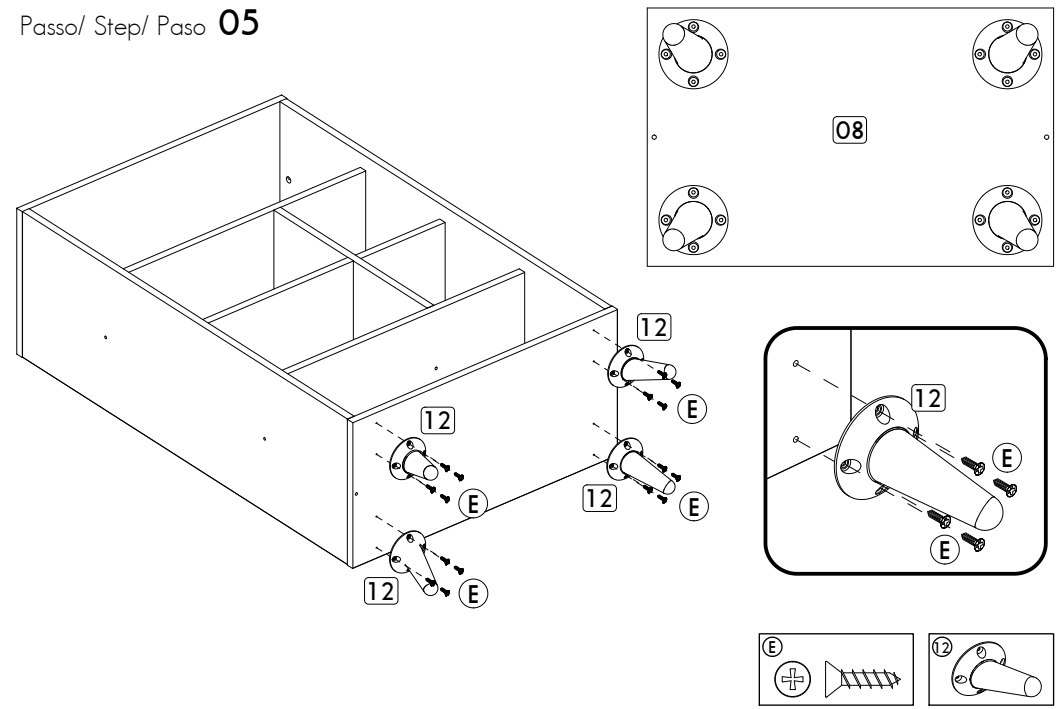
Passo/ Step/ Paso **03**



Passo/ Step/ Paso **04**



Passo/ Step/ Paso **05**



Passo/ Step/ Paso **06**

