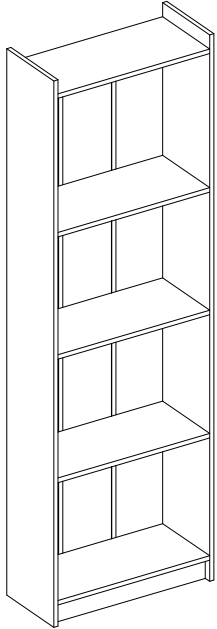


## ESTANTE 4 PRATELEIRAS

Bookcase 4 shelves  
Estantería 4 repisas

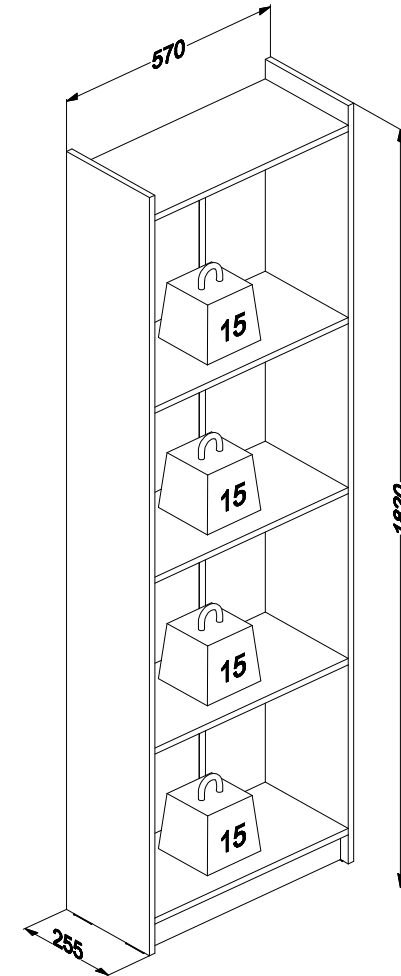
Código 3037 | Revisão 04



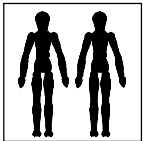
**PESO MÁXIMO SUPORTADO PELAS PEÇAS, SENDO ESTE DISTRIBUÍDO UNIFORMEMENTE.**

Maximum weight supported by parts, being this evenly distributed.

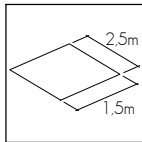
Peso máximo soportado por las partes, siendo esta distribuido uniformemente.



**Você vai precisar de/ You will need / Usted necesitará**

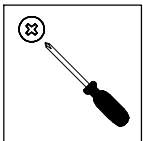


2 Pessoas  
2 people  
2 personas



**Espaço recomendado para montagem**  
Recommended space for assemble  
Espacio recomendado para el armado

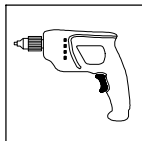
**Ferramentas não inclusas**  
Tools not included / Herramientas no incluidas



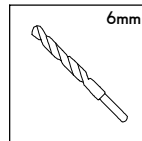
**Chave Phillips**  
Screwdriver Phillips  
Destornillador cruz



**Martelo**  
Hammer  
Martillo



**Furadeira**  
Drill machine  
Taladro



**Broca**  
Drill bit  
Taladro

\* **PESO EM KG/** Weight in Kg/ Peso en Kg

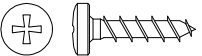
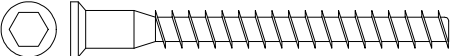
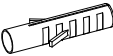


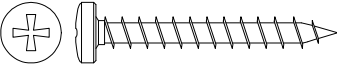
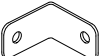
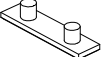



**DIMENSÕES EM MM/** Dimensions in mm/ Dimensiones en mm

IDENTIFICAÇÃO DOS ACESSÓRIOS / IDENTIFICATION OF ACCESSORIES/ IDENTIFICACIÓN DE ACCESORIOS

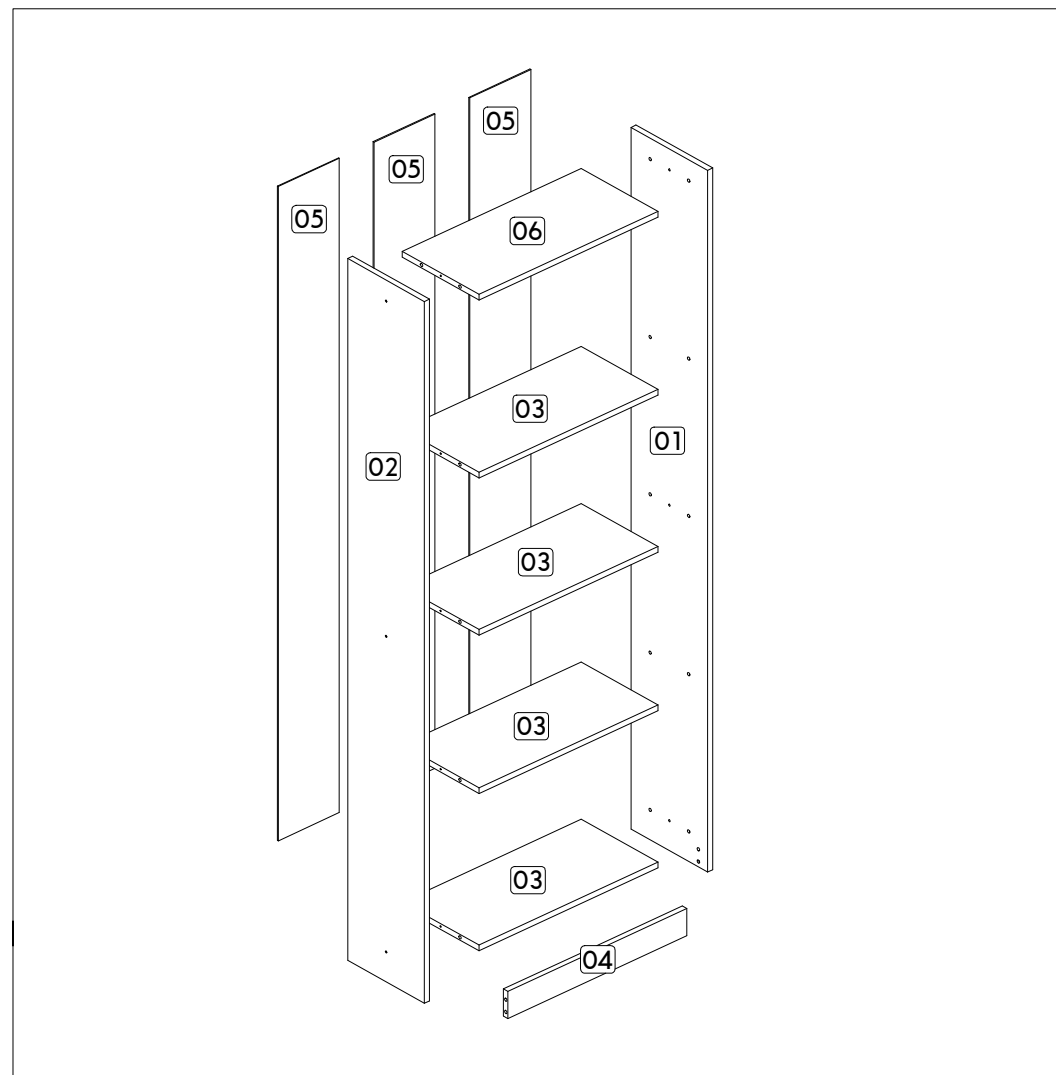
**NOTAS:** A separação dos acessórios antes de iniciar a montagem facilitará a mesma. Os parafusos e cavilhas estão na escala real. Em caso de dúvida na identificação, coloque o acessório sobre a imagem.

**NOTES:** The separation of the accessories before you start the assembly will facilitate the same. The screws and dowels are in real scale. In case of doubts about the identification, place the accessory on the image.

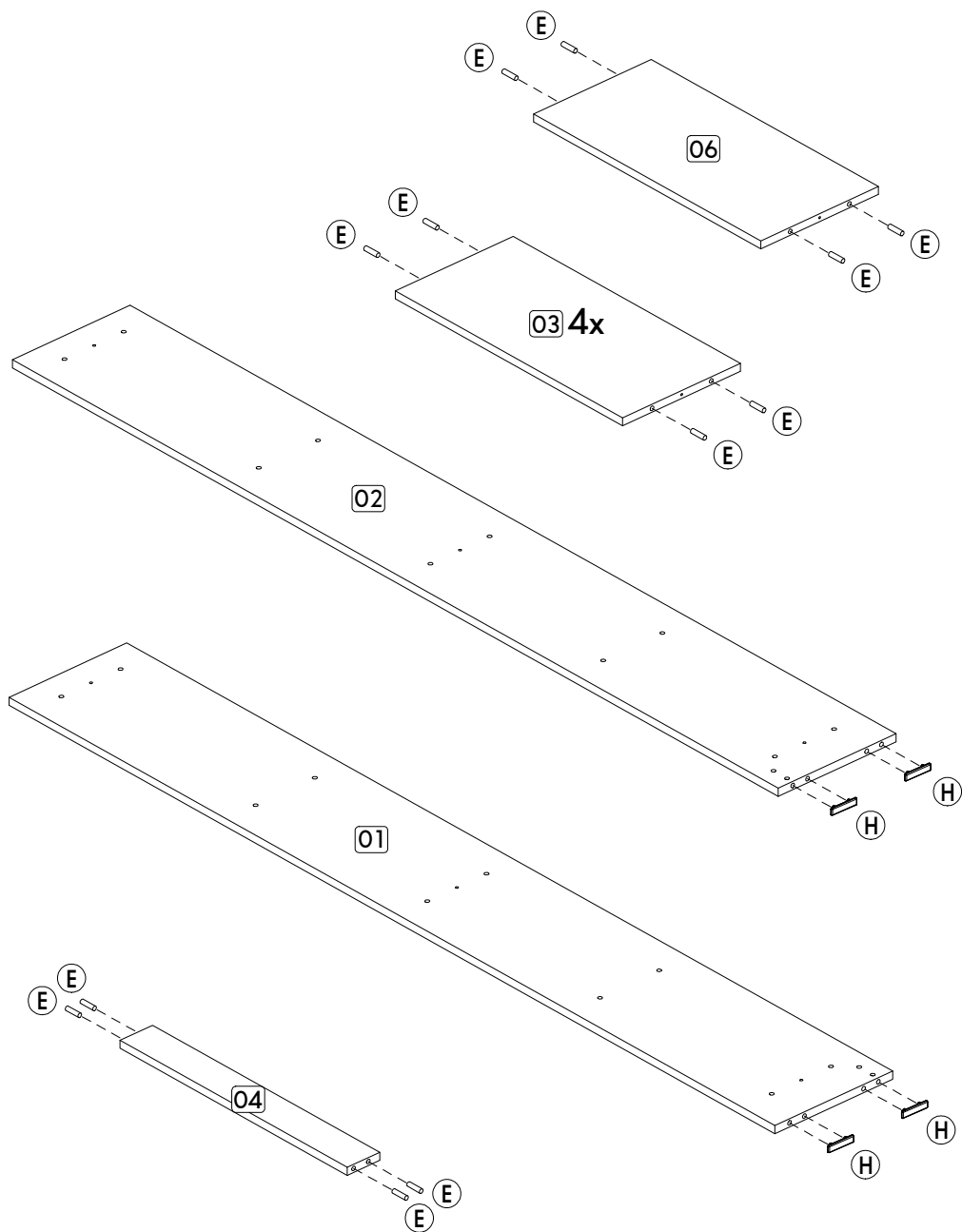
**NOTAS:** La separación de los accesorios antes de comenzar el armado facilitará el mismo. Los tornillos y taquetes son en escala real. En caso de dudas sobre la identificación, coloque el accesorio en la imagen.

|    |                                                                                     |                                                                                         |           |    |
|----|-------------------------------------------------------------------------------------|-----------------------------------------------------------------------------------------|-----------|----|
| A  |    | <b>Parafuso panela</b><br>Pan head screw<br>Tornillo de pan                             | 3,5x14 mm | 02 |
| B  |    | <b>Parafuso estrutural</b><br>Structural screw<br>Tornillo estructural                  | 5,0x50 mm | 06 |
| C  |    | <b>Bucha</b><br>Bushing<br>Tapón                                                        | 6 mm      | 02 |
| D  |    | <b>Prego</b><br>Nail<br>Clavo                                                           | 10 x10    | 50 |
| E  |    | <b>Cavilha</b><br>Wooden Dowel<br>Pin                                                   | 8x30 mm   | 24 |
| F  |    | <b>Parafuso panela</b><br>Pan head screw<br>Tornillo de pan                             | 4,2x32 mm | 02 |
| G  |    | <b>Cantoneira de metal</b><br>Metal bracket<br>Soporte de metal                         | 22x22 mm  | 02 |
| H  |    | <b>Sapata</b><br>Plastic Foot<br>Pie Plástico                                           | 15x58 mm  | 04 |
| I  |  | <b>Chave allen</b><br>Allen key<br>Llave Allen                                          | -         | 01 |
| J  |  | <b>Tampa parafuso estrutural</b><br>Structural screw cover<br>Tapa tornillo estructural | -         | 06 |
| 07 |  | <b>Perfil</b><br>Profile<br>Perfil                                                      | -         | 02 |

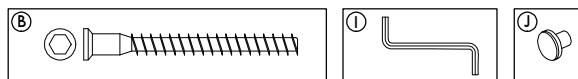
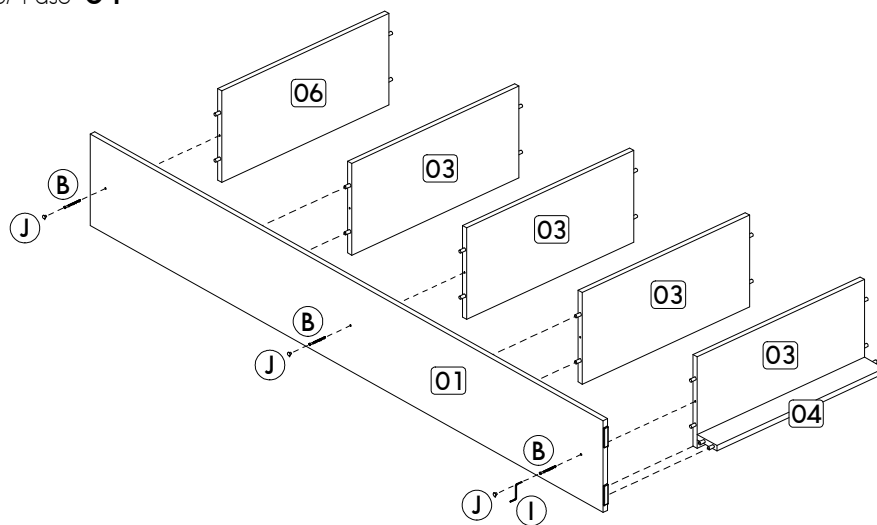
IDENTIFICAÇÃO DAS PEÇAS/ PARTS IDENTIFICATION/ IDENTIFICACIÓN DE LAS PIEZAS



| Nº | DESCRIÇÃO - DESCRIPTION - DESCRIPCIÓN                   | MEDIDAS-MEASURES<br>- MEDIDAS (mm) | QTD. |
|----|---------------------------------------------------------|------------------------------------|------|
| 01 | <b>Lateral direita</b> - Right side - Lateral derecha   | 1820 x 255 x 15                    | 01   |
| 02 | <b>Lateral esquerda</b> - Left side - Lateral izquierda | 1820 x 255 x 15                    | 01   |
| 03 | <b>Base</b> - Base - Base                               | 540 x 255 x 15                     | 04   |
| 04 | <b>Rodapé</b> - Footer - Rodapie                        | 540 x 70 x 15                      | 01   |
| 05 | <b>Costa</b> - Back - Fondo                             | 1697 x 183 x 03                    | 03   |
| 06 | <b>Base superior</b> - Top base - Base superior         | 540 x 255 x 15                     | 01   |



Passo/ Step/ Paso 01



Passo/ Step/ Paso 02

