

ARMÁRIO PARINTIS

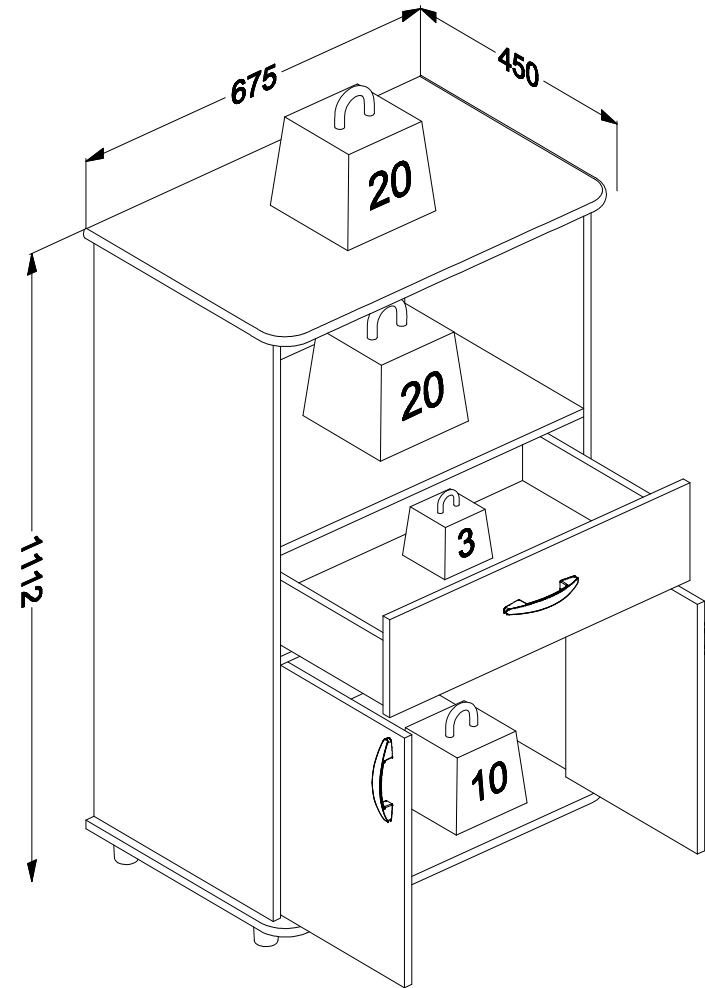
Cabinet Parintins
Armario Parintins

Código 3464 | Revisão 02




PESO MÁXIMO SUPORTADO PELAS PEÇAS, SENDO ESTE DISTRIBUÍDO UNIFORMEMENTE.

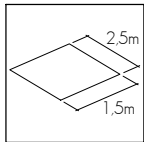
Maximum weight supported by parts, being this evenly distributed.
Peso máximo soportado por las partes, siendo esta distribuido uniformemente.



Você vai precisar de/ You will need / Usted necesitará

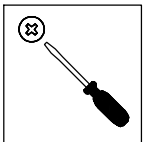


1 Pessoa
1 Person
1 Persona




Espaço recomendado para montagem
Recommended space for assemble
Espacio recomendado para el armado

Ferramentas não inclusas
Tools not included / Herramientas no incluidas



Chave Philips
Screwdriver
Destornillador cruz



Martelo
Hammer
Martillo


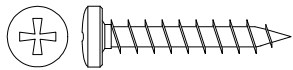




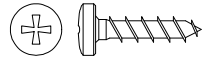

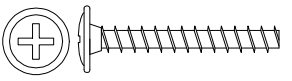
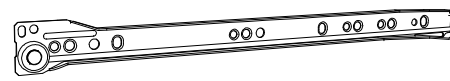
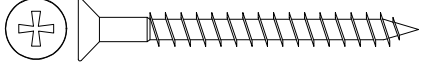
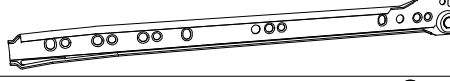
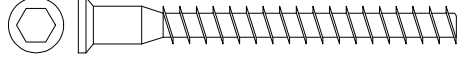
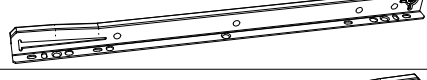

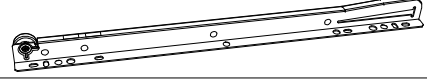




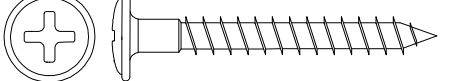



* PESO EM KG/ Weight in Kg/ Peso en Kg
DIMENSÕES EM MM/ Dimensions in mm/ Dimensiones en mm

IDENTIFICAÇÃO DOS ACESSÓRIOS/ IDENTIFICATION OF ACCESSORIES/ IDENTIFICACIÓN DE ACCESORIOS

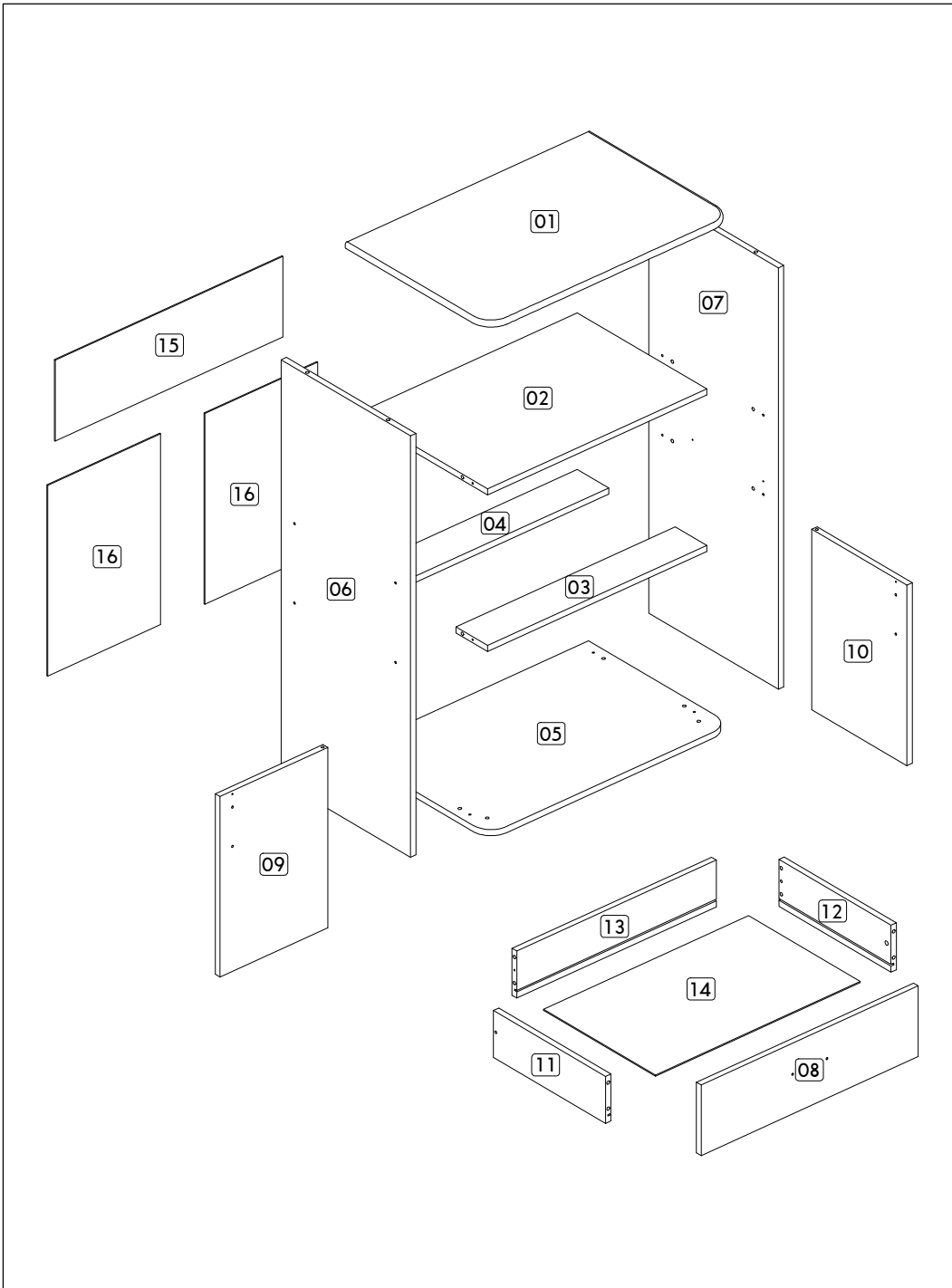
NOTAS: A separação dos acessórios antes de iniciar a montagem facilitará a mesma. Os parafusos e cavilhas estão na escala real. Em caso de dúvida na identificação, coloque o acessório sobre a imagem.

NOTES: The separation of the accessories before you start the assembly will facilitate the same. The screws and dowels are in real scale. In case of doubts about the identification, place the accessory on the image.

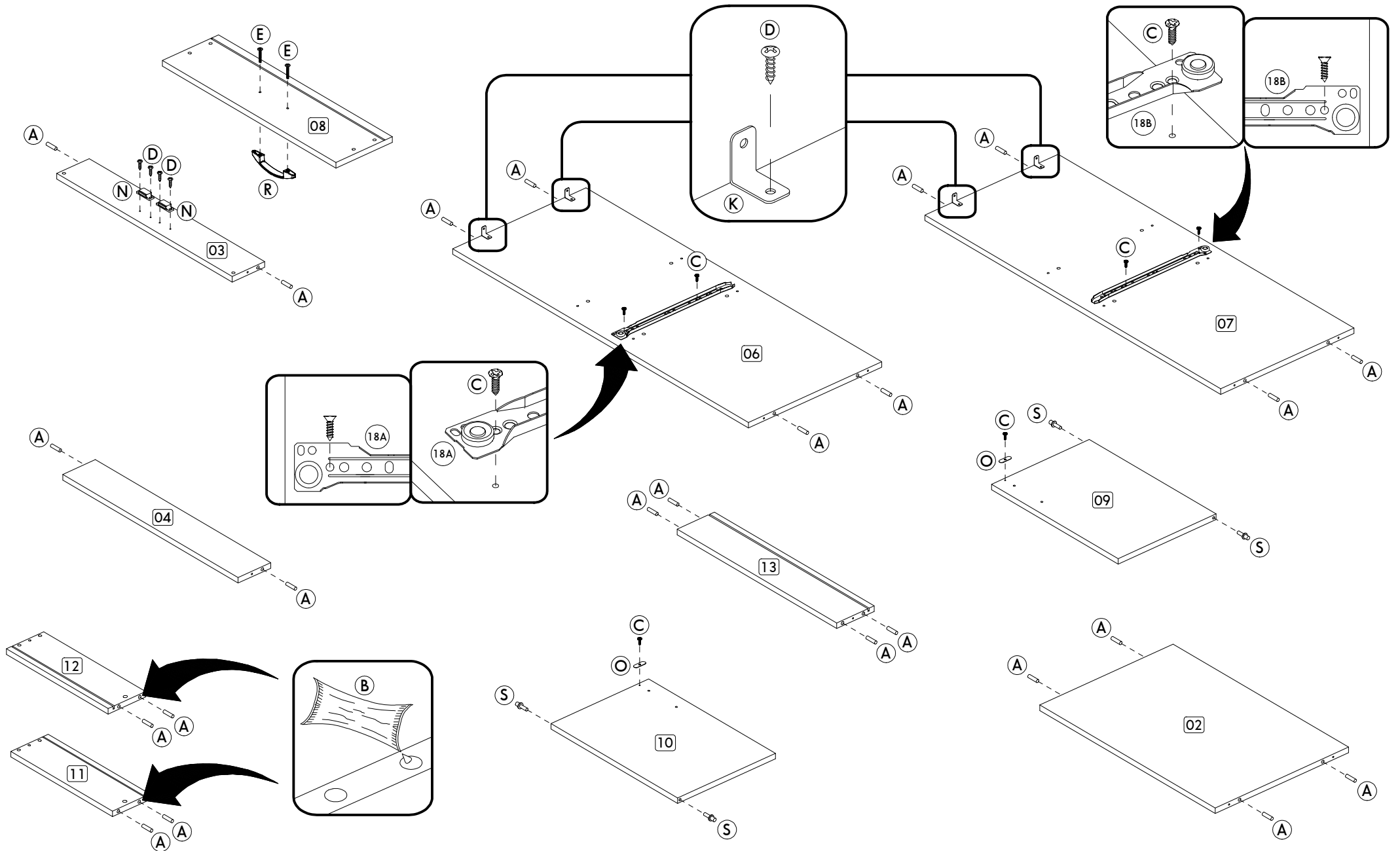
NOTAS: La separación de los accesorios antes de comenzar el armado facilitará el mismo. Los tornillos y taquetes son en escala real. En caso de dudas sobre la identificación, coloque el accesorio en la imagen.

A		Cavilha Wooden Dowel Pin	8x30 mm	24	Q		Parafuso panela Pan head screw Tornillo de pan	4,5x25 mm	02
B		Cola Glue Pegamento	13g	01	R		Puxador Handle Tirador	-	03
C		Parafuso chato Flat head screw Tornillo de cabeza plana	3,0x14 mm	10	S		Dobradiça pino Pin Pin	-	04
D		Parafuso panela Pan head screw Tornillo de pan	3,5x14 mm	12	17		Perfil "H" "H" profile Perfil "H"	-	01
E		Parafuso flangeado Flanged head screw Tornillo de cabeça flangeada	3,5x25 mm	06	18A		Corrediça lateral esquerda Metallic slide the left field Corredera lateral izquierda	350 mm	01
F		Parafuso chato Flat head screw Tornillo de cabeça plana	4,5x45 mm	06	18B		Corrediça lateral direita Metallic slide the right field Corredera lateral derecha	350 mm	01
G		Parafuso estrutural Structural screw Tornillo estructural	5,0x50 mm	08	18C		Corrediça gaveta esquerda Drawer slide left Corredera izquierda cajón	350 mm	01
H		Chave allen Allen key Llave Allen	-	01	18D		Corrediça gaveta direita Drawer slide right Corredera derecha cajón	350 mm	01
I		Tampa parafuso estrutural Structural screw cover Tapa tornillo estructural	-	08	19		Sapata Plastic foot Pie plástico	-	04
J		Prego Nail Clavo	10 x10	30					
K		Cantoneira de metal Metal bracket Soporte de metal	22x22 mm	04					
L		Parafuso flangeado Flanged head screw Tornillo de cabeça flangeada	5,0x40 mm	04					
N		Fecho magnético Magnetic clasp Cierre magnético	-	02					
O		Batente de porta Door stop Tope de puerta	-	02					
P		Trapézio Trapeze Trapecio	-	02					

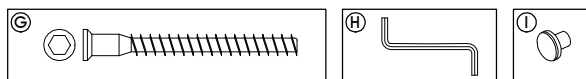
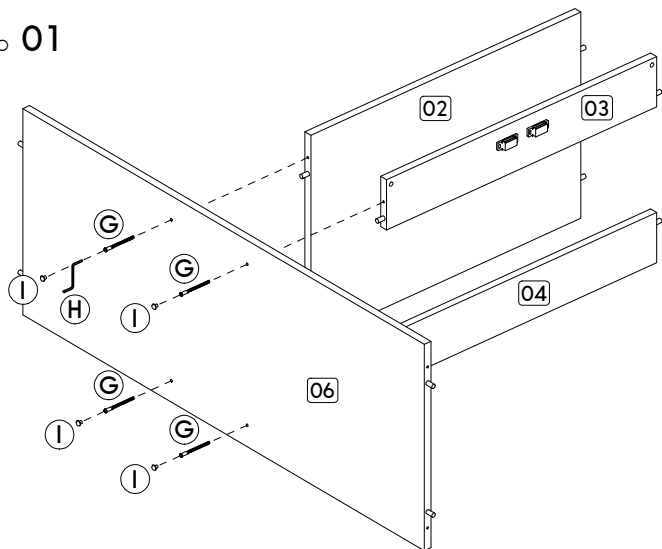
IDENTIFICAÇÃO DAS PEÇAS/ PARTS IDENTIFICATION/ IDENTIFICACIÓN DE LAS PIEZAS



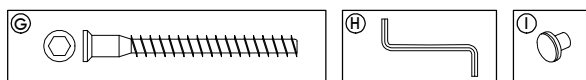
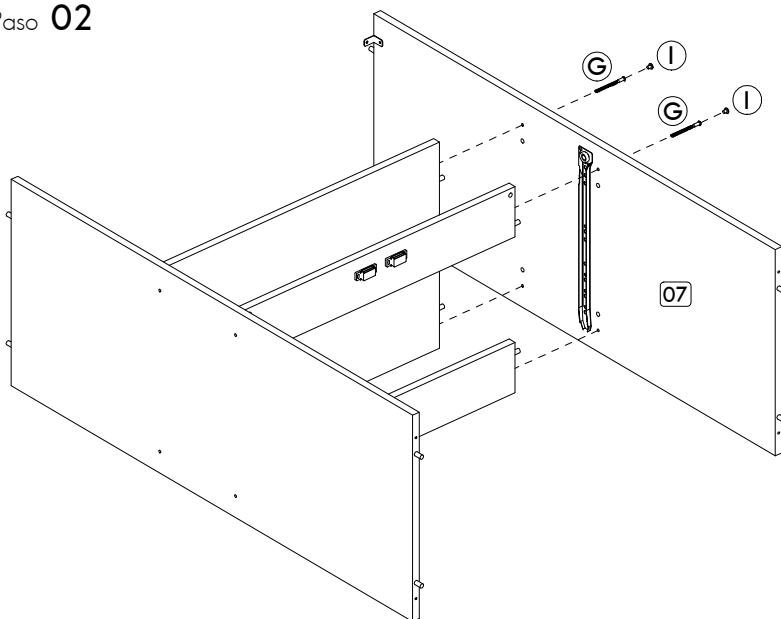
Nº	DESCRIÇÃO - DESCRIPTION - DESCRIPCIÓN	MEDIDAS-MEASURES - MEDIDAS (mm)	QTD.
01	Base superior - Top base - Base superior	675 x 450 x 15	01
02	Base forno - Base - Base	612 x 410 x 15	01
03	Travessa frontal - Front tray - Travesía frontal	612 x 100 x 15	01
04	Travessa traseira - Rear tray - Travesía trasera	612 x 100 x 15	01
05	Base inferior - Bottom base - Base inferior	675 x 450 x 15	01
06	Lateral esquerda - Left side - Lateral izquierda	1032 x 410 x 15	01
07	Lateral direita - Right side - Lateral derecha	1032 x 410 x 15	01
08	Frente de gaveta - Drawer front - Frente del cajón	606 x 173 x 15	01
09	Porta esquerda - Left door - Puerta izquierda	442 x 301 x 15	01
10	Porta direita - Right door - Puerta derecha	442 x 301 x 15	01
11	Lateral esquerda de gaveta - Left side of drawer - Lateral izquierda del cajón	355 x 115 x 15	01
12	Lateral direita de gaveta - Right side of drawer - Lateral derecha del cajón	355 x 115 x 15	01
13	Traseiro de gaveta - Rear of drawer - Trasero del cajón	557 x 115 x 15	01
14	Fundo de gaveta - Bottom of drawer - Fondo del cajón	572 x 354 x 03	01
15	Costa gaveta - Drawer back - Fondo cajón	636 x 198 x 03	01
16	Costa portas - Doors back - Fondo puertas	467 x 315 x 03	02



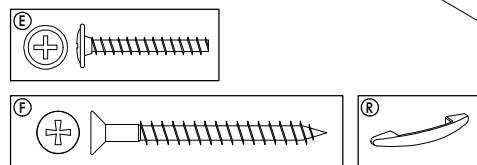
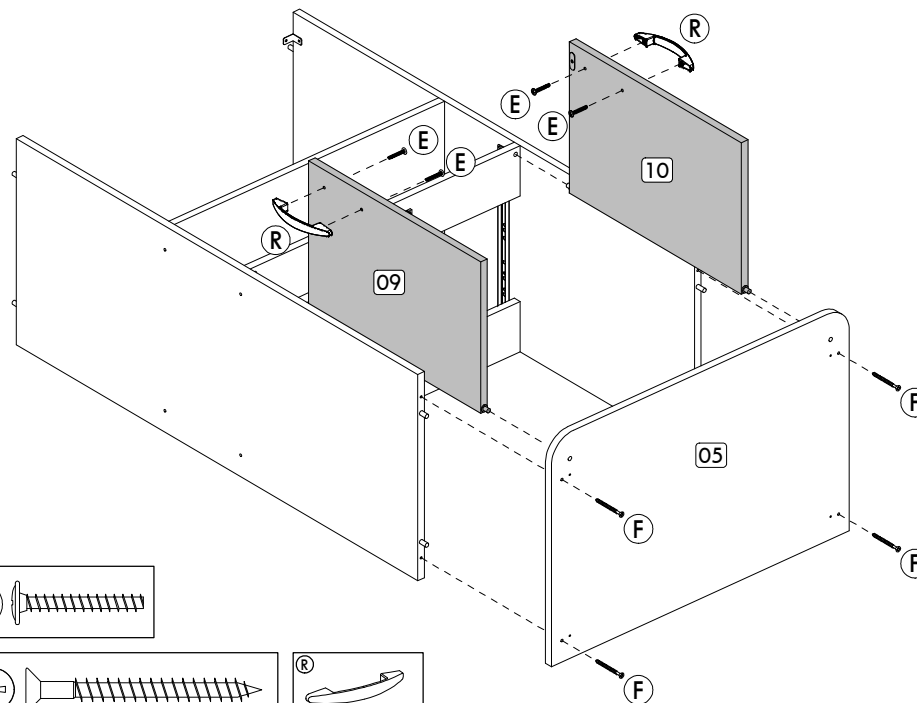
Passo/ Step/ Paso 01



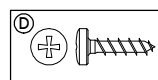
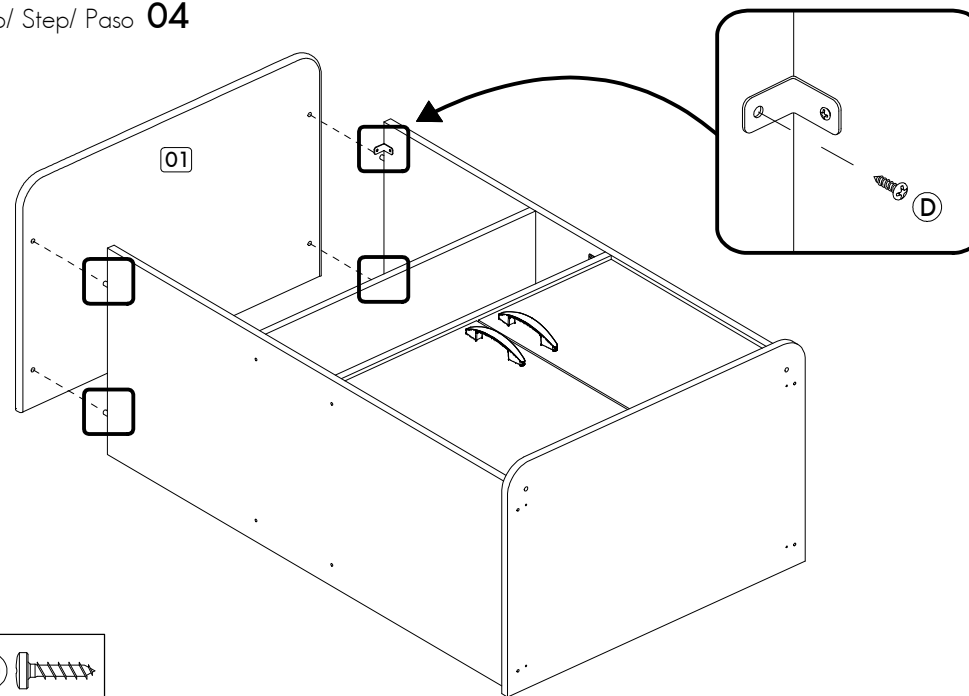
Passo/ Step/ Paso 02



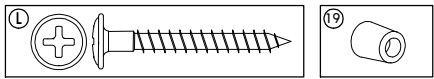
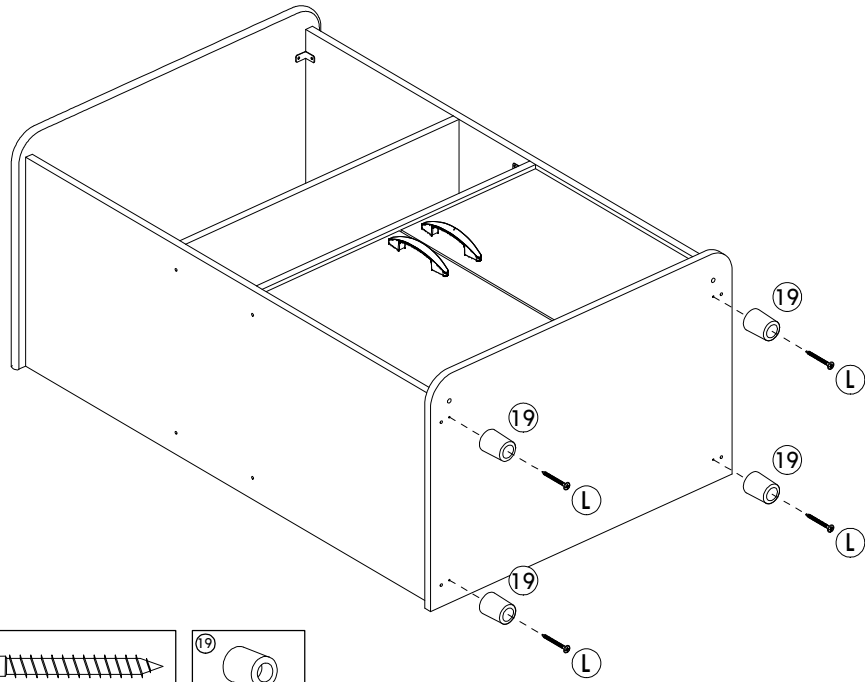
Passo/ Step/ Paso 03



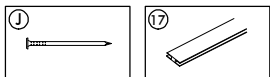
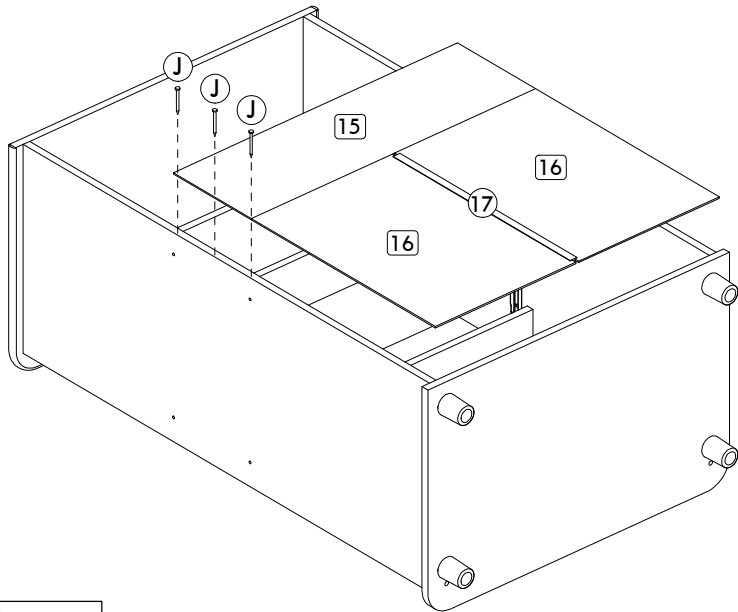
Passo/ Step/ Paso 04



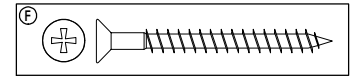
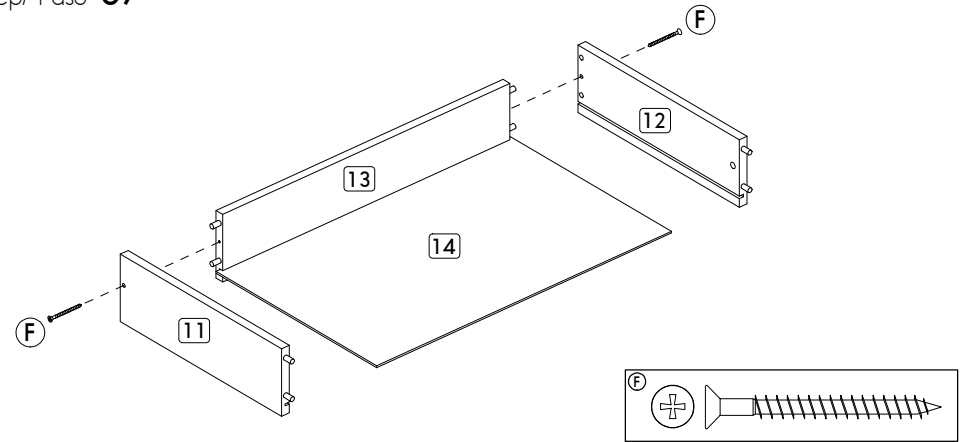
Passo/ Step/ Paso 05



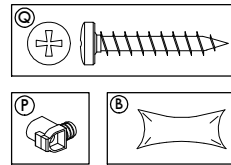
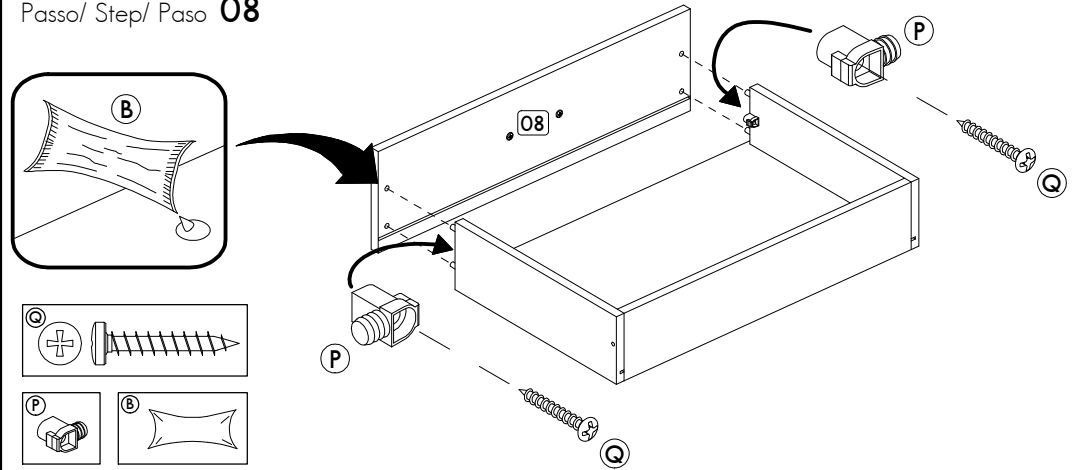
Passo/ Step/ Paso 06



Passo/ Step/ Paso 07



Passo/ Step/ Paso 08



Passo/ Step/ Paso 09

