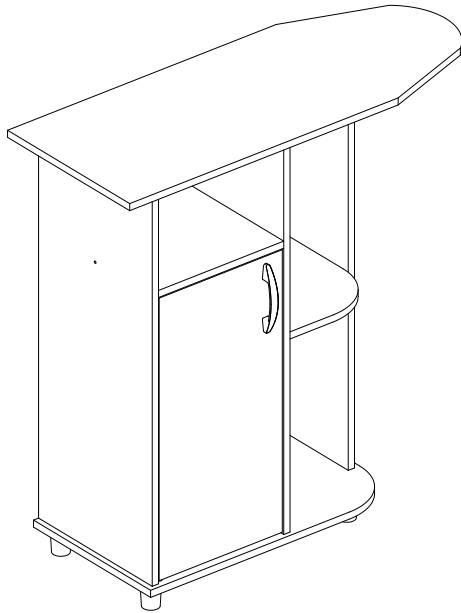


MANUAL DE MONTAGEM  
Assembly instructions / Instrucciones de armado

BALCÃO LUCENA - C/ TÁBUA DE PASSAR

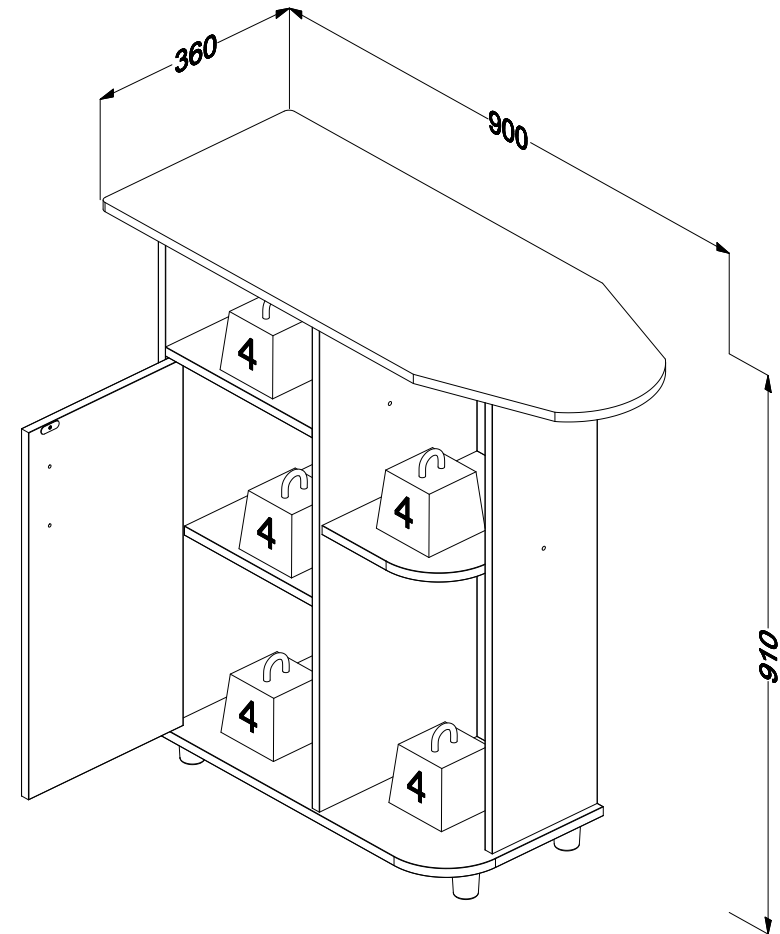
Base cabinet Lucena - with ironing board  
Gabinete Lucena - c/ tabla de planchar

Código 3357 | Revisão 05

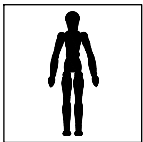


PESO MÁXIMO SUPORTADO PELAS PEÇAS, SENDO ESTE DISTRIBUÍDO UNIFORMEMENTE.

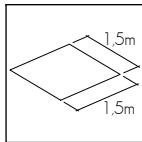
Maximum weight supported by parts, being this evenly distributed.  
Peso máximo soportado por las partes, siendo esta distribuido uniformemente.



Você vai precisar de/ You will need / Usted necesitará

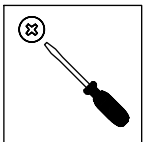


1 Pessoa  
1 person  
1 persona




Espaço recomendado para montagem  
Recommended space for assemble  
Espacio recomendado para el armado

Ferramentas não inclusas  
Tools not included / Herramientas no incluidas



Chave Philips  
Screwdriver  
Destornillador cruz



Martelo  
Hammer  
Martillo


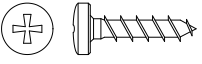
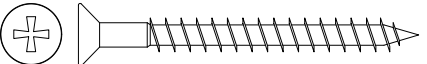
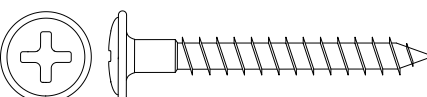

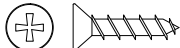

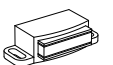


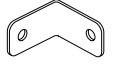


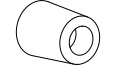
\* PESO EM KG/ Weight in Kg/ Peso en Kg  
DIMENSÕES EM MM/ Dimensions in mm/ Dimensiones en mm

**IDENTIFICAÇÃO DOS ACESSÓRIOS / IDENTIFICATION OF ACCESSORIES/ IDENTIFICACIÓN DE ACCESORIOS**

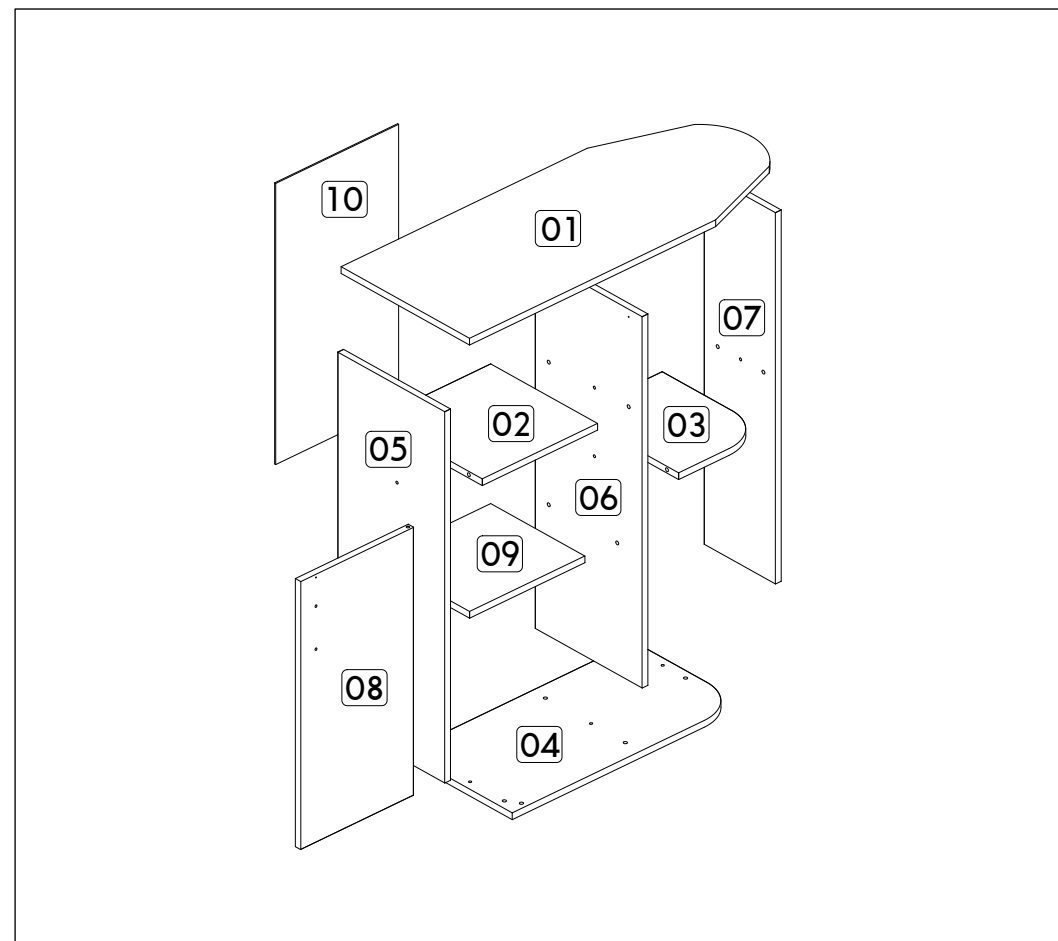
**NOTAS:** A separação dos acessórios antes de iniciar a montagem facilitará a mesma. Os parafusos e cavilhas estão na escala real. Em caso de dúvida na identificação, coloque o acessório sobre a imagem.

**NOTES:** The separation of the accessories before you start the assembly will facilitate the same. The screws and dowels are in real scale. In case of doubts about the identification, place the accessory on the image.

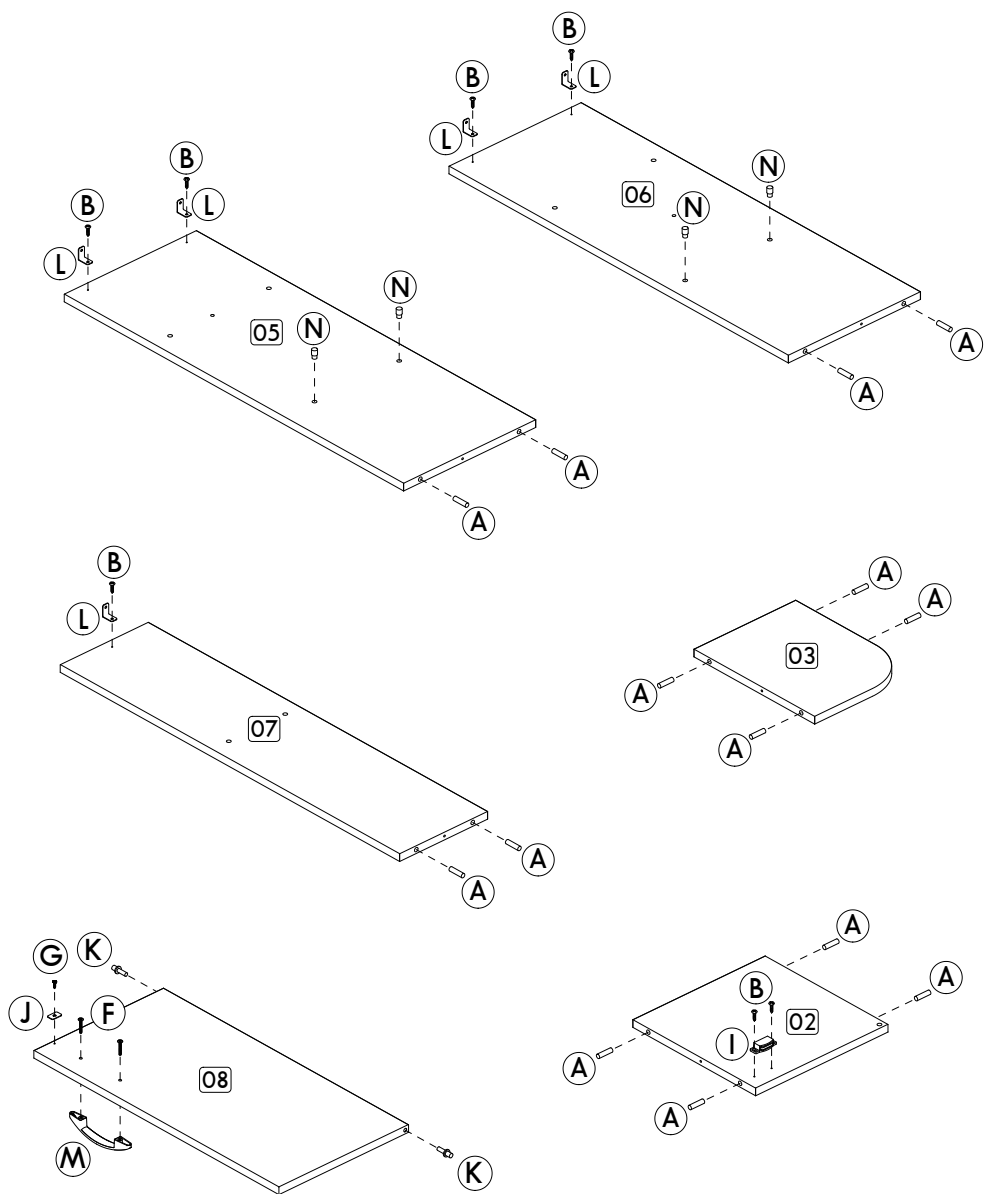
**NOTAS:** La separación de los accesorios antes de comenzar el armado facilitará el mismo. Los tornillos y taquetes son en escala real. En caso de dudas sobre la identificación, coloque el accesorio en la imagen.

<b>A</b>		<b>Cavilha</b> Wooden Dowel Pin	8x30 mm	<b>14</b>
<b>B</b>		<b>Parafuso panela</b> Pan head screw Tornillo de pan	3,5x14 mm	<b>12</b>
<b>D</b>		<b>Parafuso chato</b> Flat head screw Tornillo de cabeza plana	4,5x45 mm	<b>03</b>
<b>E</b>		<b>Parafuso flangeado</b> Flanged head screw Tornillo de cabeza flangeada	5,0x40 mm	<b>08</b>
<b>F</b>		<b>Parafuso flangeado</b> Flanged head screw Tornillo de cabeza flangeada	3,5x25 mm	<b>02</b>
<b>G</b>		<b>Parafuso chato</b> Flat head screw Tornillo de cabeza plana	3,0x14 mm	<b>01</b>
<b>H</b>		<b>Prego</b> Nail Clavo	10 x10	<b>20</b>
<b>I</b>		<b>Fecho magnético</b> Magnetic clasp Cierre magnetico	-	<b>01</b>
<b>J</b>		<b>Chapa metálica</b> Metallic plate Chapa metálica	-	<b>01</b>
<b>K</b>		<b>Dobradiça Pino</b> Hinge pin Bisagra pino	-	<b>02</b>
<b>L</b>		<b>Cantoneira de metal</b> Metal bracket Soporte de metal	22x22 mm	<b>05</b>
<b>M</b>		<b>Puxador</b> Handle Tirador	96 mm	<b>01</b>
<b>N</b>		<b>Suporte de prateleira</b> Shelf bracket Soporte de repisa	8x7mm	<b>04</b>
<b>11</b>		<b>Sapata</b> Plastic foot Pie plástico	-	<b>04</b>

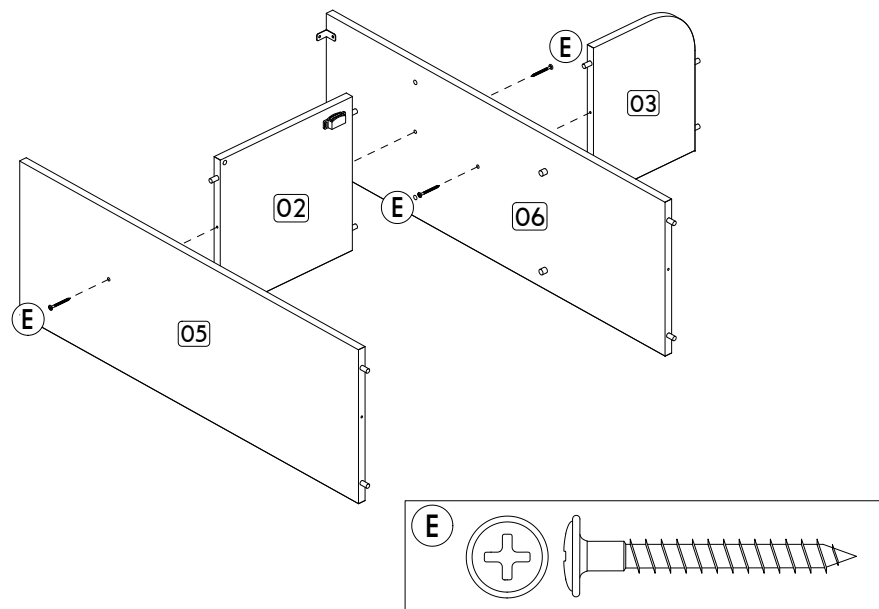
**IDENTIFICAÇÃO DAS PEÇAS/ PARTS IDENTIFICATION/ IDENTIFICACIÓN DE LAS PIEZAS**



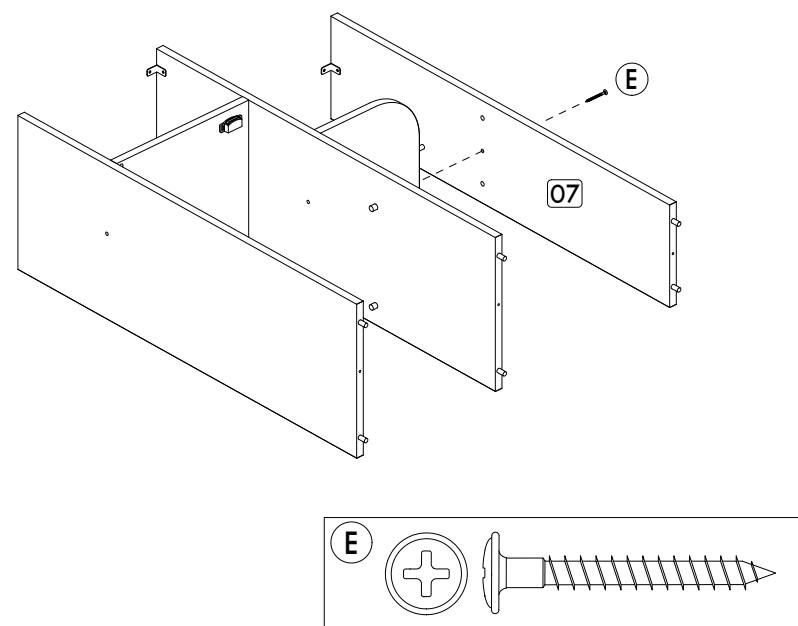
<b>Nº</b>	<b>DESCRIÇÃO - DESCRIPTION - DESCRIPCIÓN</b>	<b>MEDIDAS-MEASURES - MEDIDAS (mm)</b>	<b>QTD.</b>
01	<b>Tábua de passar</b> - Ironing board - Tabla de planchar	900 x 360 x 15	01
02	<b>Base central</b> - Center base - Base central	300 x 300 x 15	01
03	<b>Prateleira fixa</b> - Fixed shelf - Repisa fija	295 x 231 x 15	01
04	<b>Base inferior</b> - Bottom base - Base inferior	600 x 305 x 15	01
05	<b>Lateral esquerda</b> - Left side - Lateral izquierda	828 x 300 x 15	01
06	<b>Divisão</b> - Division - División	828 x 300 x 15	01
07	<b>Lateral direita</b> - Right side - Lateral derecha	828 x 200 x 15	01
08	<b>Porta</b> - Door - Puerta	598 x 294 x 15	01
09	<b>Prateleira móvel</b> - Mobile shelf - Repisa móvil	300 x 264 x 15	01
10	<b>Costa</b> - Back - Fondo	627 x 320 x 03	01



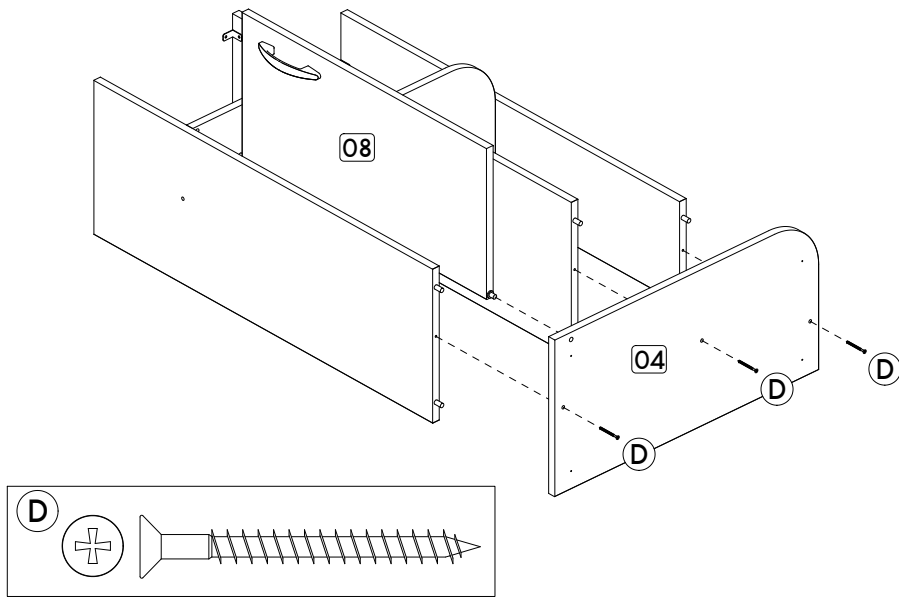
Passo/ Step/ Paso 01



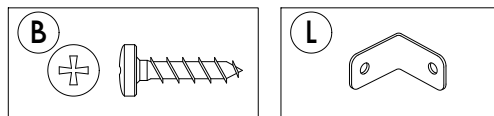
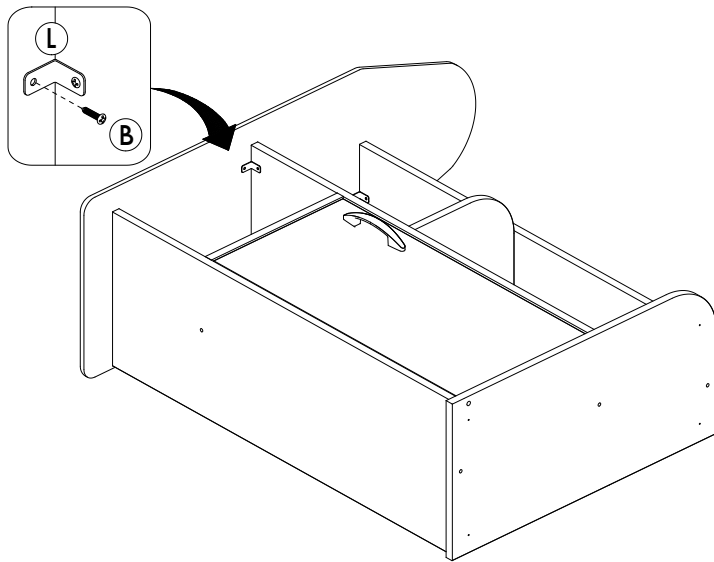
Passo/ Step/ Paso 02



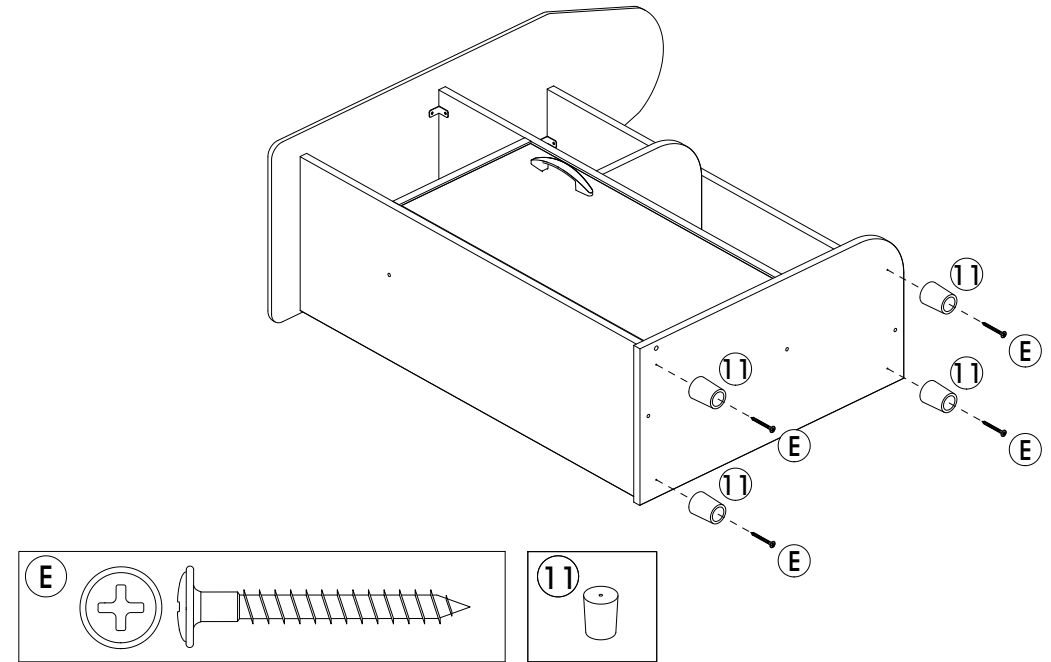
Passo/ Step/ Paso **03**



Passo/ Step/ Paso **04**



Passo/ Step/ Paso **05**



Passo/ Step/ Paso **06**

