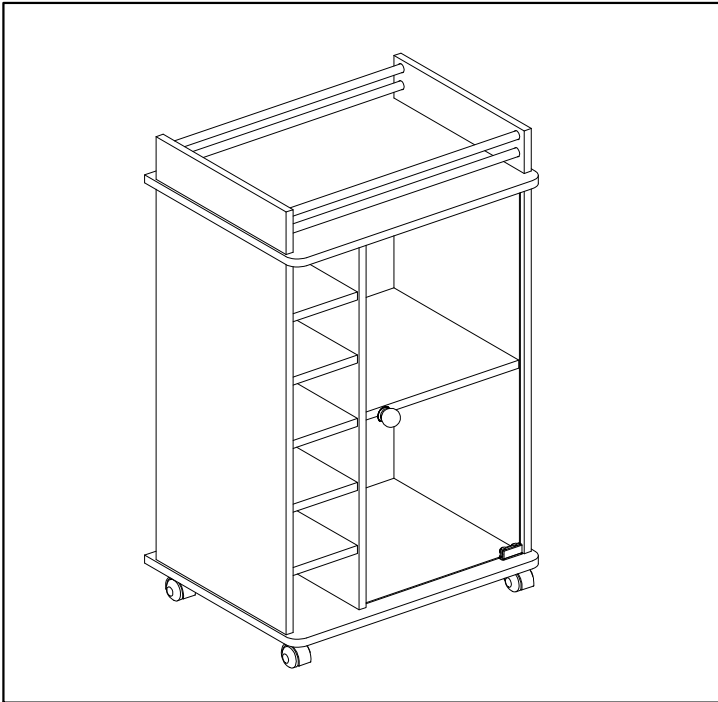


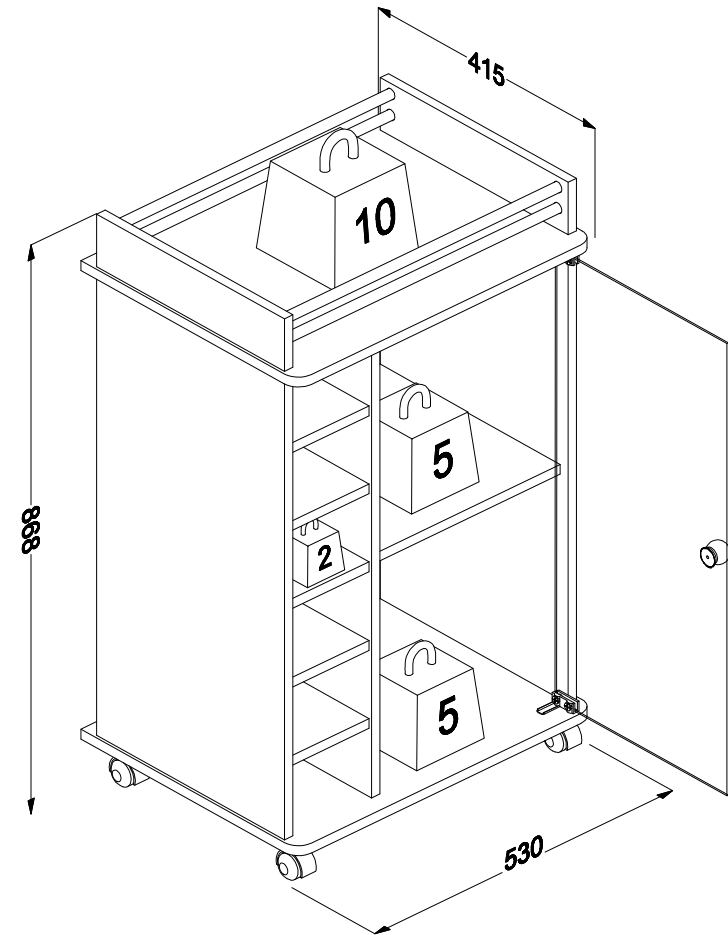
BAR LAGUNA

Bar Laguna
Bar Laguna




PESO MÁXIMO SUPORTADO PELAS PEÇAS, SENDO ESTE DISTRIBUÍDO UNIFORMEMENTE.

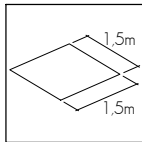
Maximum weight supported by parts, being this evenly distributed.
Peso máximo soportado por las partes, siendo esta distribuido uniformemente.



Você vai precisar de/ You will need / Usted necesitará

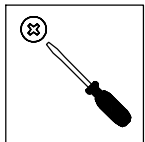


1 Pessoa
1 person
1 persona



Espaço recomendado para montagem
Recommended space for assemble
Espacio recomendado para el armado

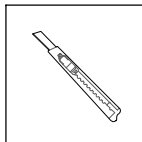
Ferramentas não inclusas
Tools not included / Herramientas no incluidas



Chave Philips
Screwdriver
Destornillador cruz



Martelo
Hammer
Martillo



Estilete
Stylet
Estilete





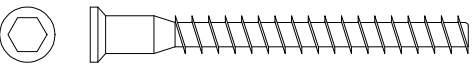

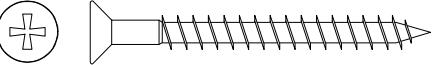

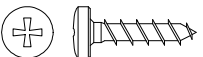






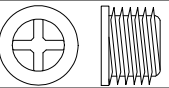



* PESO EM KG/ Weight in Kg/ Peso en Kg
DIMENSÕES EM MM/ Dimensions in mm/ Dimensiones en mm

IDENTIFICAÇÃO DOS ACESSÓRIOS/ IDENTIFICATION OF ACCESSORIES/ IDENTIFICACIÓN DE ACCESORIOS

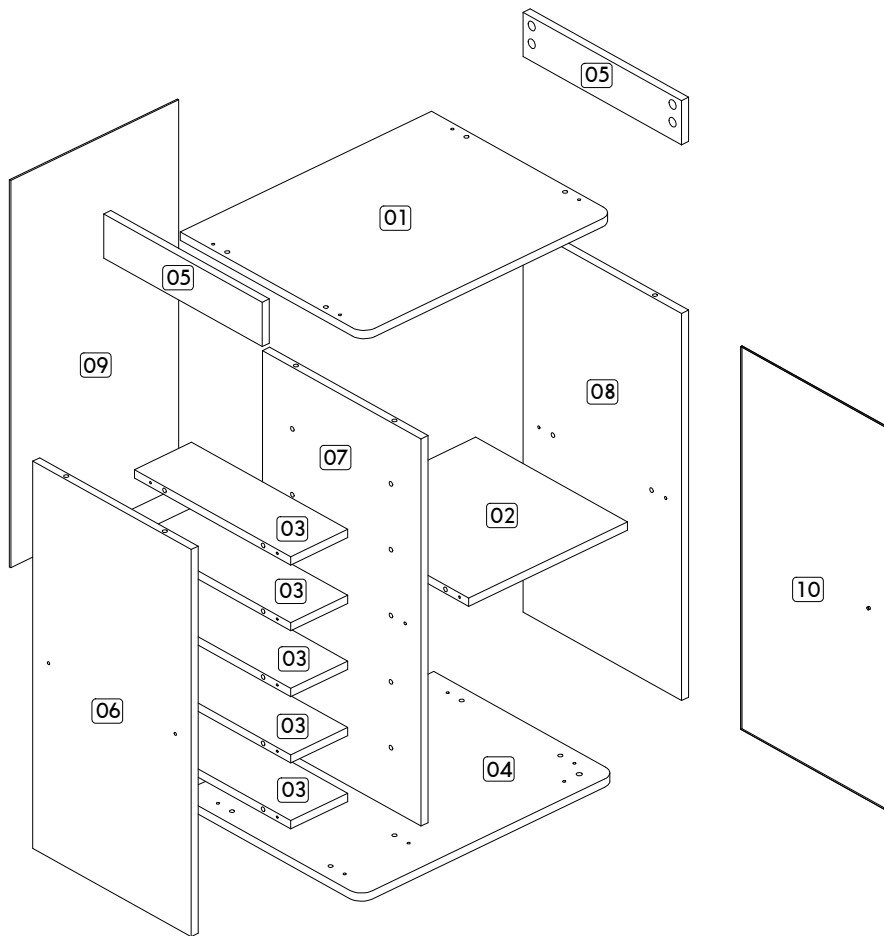
NOTAS: A separação dos acessórios antes de iniciar a montagem facilitará a mesma. Os parafusos e cavilhas estão na escala real. Em caso de dúvida na identificação, coloque o acessório sobre a imagem.

NOTES: The separation of the accessories before you start the assembly will facilitate the same. The screws and dowels are in real scale. In case of doubts about the identification, place the accessory on the image.

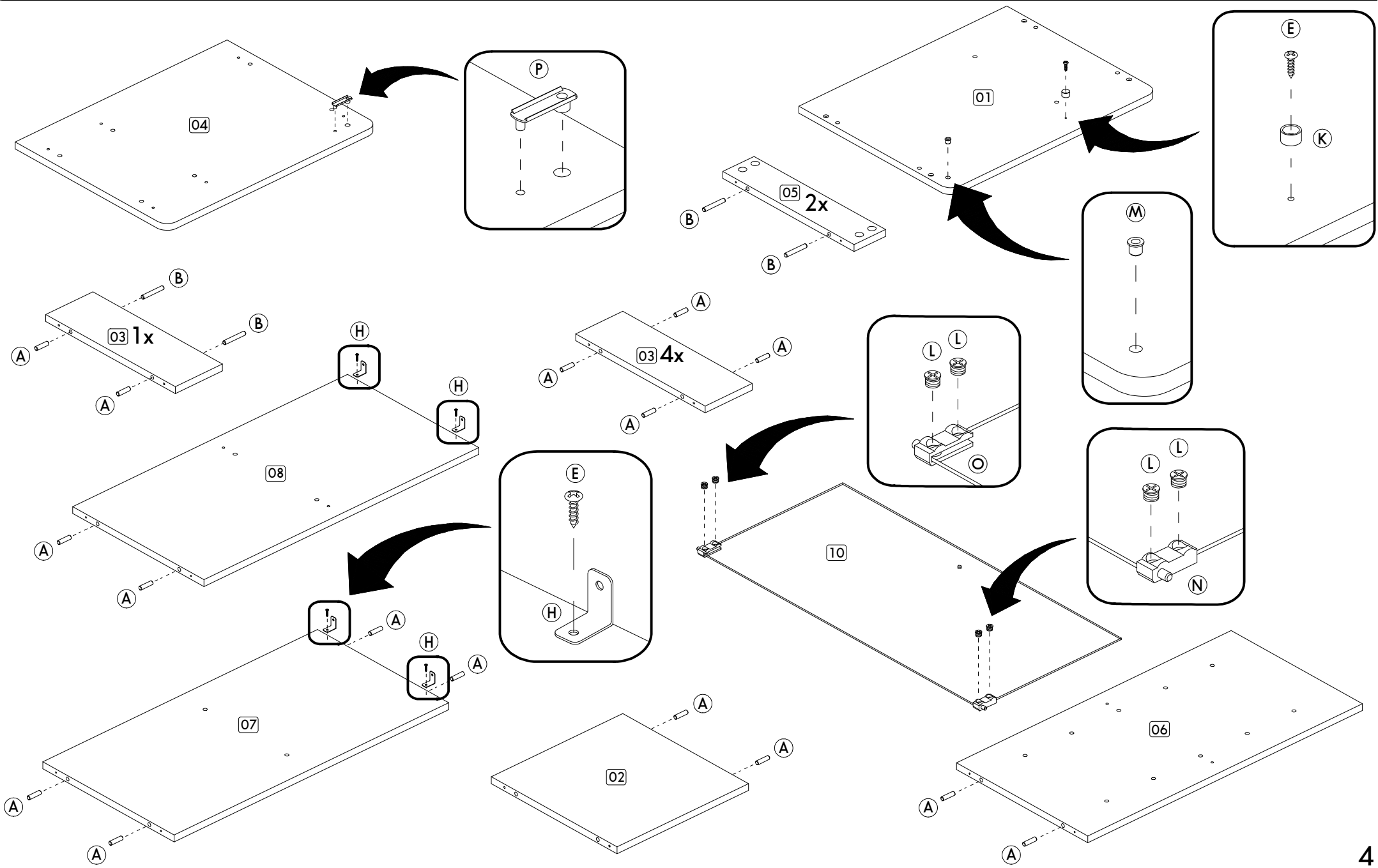
NOTAS: La separación de los accesorios antes de comenzar el armado facilitará el mismo. Los tornillos y taquetes son en escala real. En caso de dudas sobre la identificación, coloque el accesorio en la imagen.

A		Cavilha Wooden Dowel Pin	8x30 mm	28	P		Bucha inf. dobradiça nylon Lower hinge bushing nylon Buje inf. bisagra de nylon	-	01
B		Cavilha Wooden Dowel Pin	8x50 mm	06	S		Chave allen Allen key Llave Allen	5,0x50 mm	01
C		Parafuso estrutural Structural screw Tornillo estructural	5,0x50 mm	06	11		Rodízio Caster Ruedas	-	04
D		Parafuso chato Flat head screw Tornillo de cabeza plana	4,5x45 mm	10	12		Roliço plastificado Laminated plump Regordete laminado	15x510 mm	04
E		Parafuso panela Pan head screw Tornillo de pan	3,5x14 mm	26					
F		Tampa parafuso estrutural Structural screw cover Tapa tornillo estructural	-	04					
G		Prego Nail Clavo	10 x10	20					
H		Cantoneira de metal Metal bracket Soporte de metal	22x22 mm	04					
I		Puxador Handle Tirador	-	01					
J		Arruela de borracha Rubber washer Arandela de goma	-	01					
K		Suporte de prateleira Shelf bracket Soporte de repisa	10x15 mm	01					
L		Parafuso dobradiça nylon Nylon hinge screw Tornillo bisagra de nylon	10x8 mm	04					
M		Bucha sup. dobradiça nylon Upper hinge bushing nylon Buje sup. bisagra de nylon	-	02					
N		Dobradiça nylon "A" Nylon hinge "A" Bisagra de nylon "A"	-	01					
O		Dobradiça nylon "B" Nylon hinge "B" Bisagra de nylon "B"	-	01					

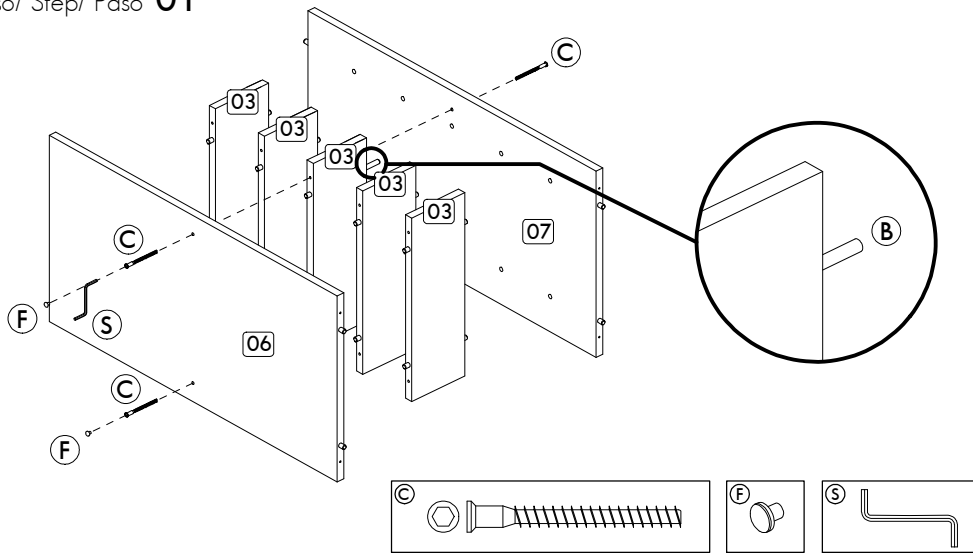
IDENTIFICAÇÃO DAS PEÇAS/ PARTS IDENTIFICATION/ IDENTIFICACIÓN DE LAS PIEZAS



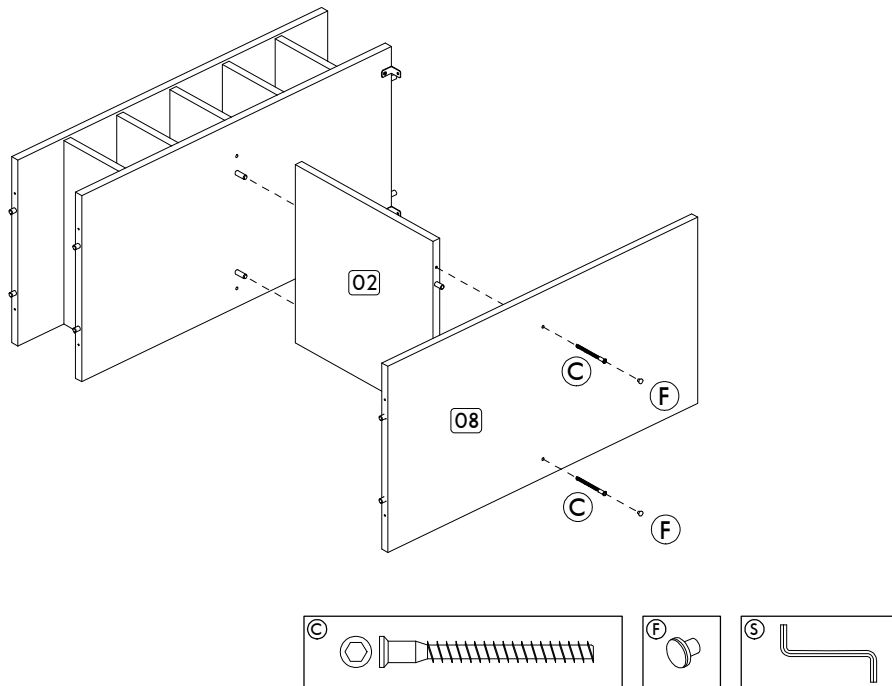
Nº	DESCRIÇÃO - DESCRIPTION - DESCRIPCIÓN	MEDIDAS-MEASURES - MEDIDAS (mm)	QTD.
01	Base superior - Top base - Base superior	530 x 415 x 15	01
02	Prateleira maior - Bigger shelf - Repisa mayor	335 x 345 x 15	01
03	Prateleira menor - Smaller shelf - Repisa menor	355 x 140 x 15	05
04	Base inferior - Bottom base - Base inferior	530 x 415 x 15	01
05	Lateral superior - Top side - Lateral superior	360 x 80 x 15	02
06	Lateral esquerda - Left side - Lateral izquierda	700 x 360 x 15	01
07	Divisão - Division - División	700 x 360 x 15	01
08	Lateral direita - Right side - Lateral derecha	700 x 360 x 15	01
09	Costa armário - Back cabinet - Fondo del armário	700 x 355 x 3	01
10	Porta de vidro - Glass door - Puerta de vidrio	692 x 329 x 3	01



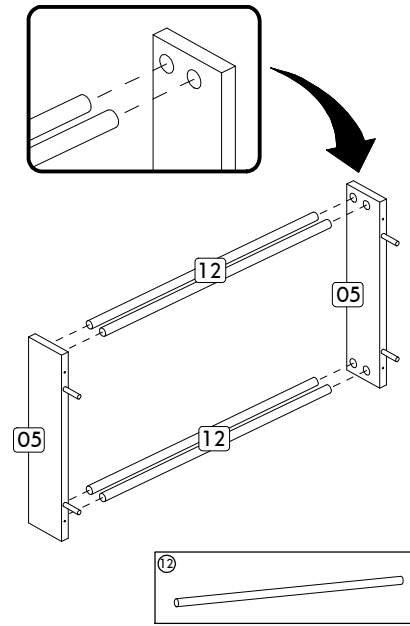
Passo/ Step/ Paso 01



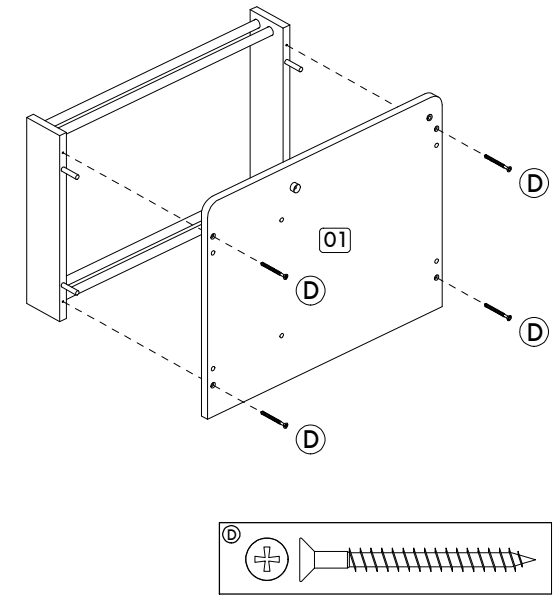
Passo/ Step/ Paso 02



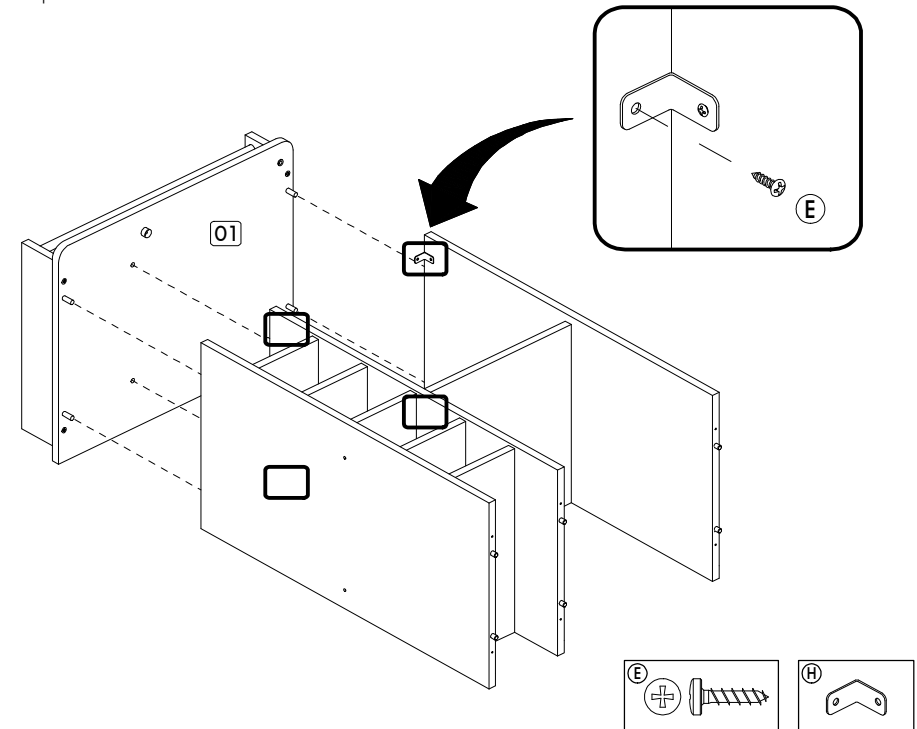
Passo/ Step/ Paso 03



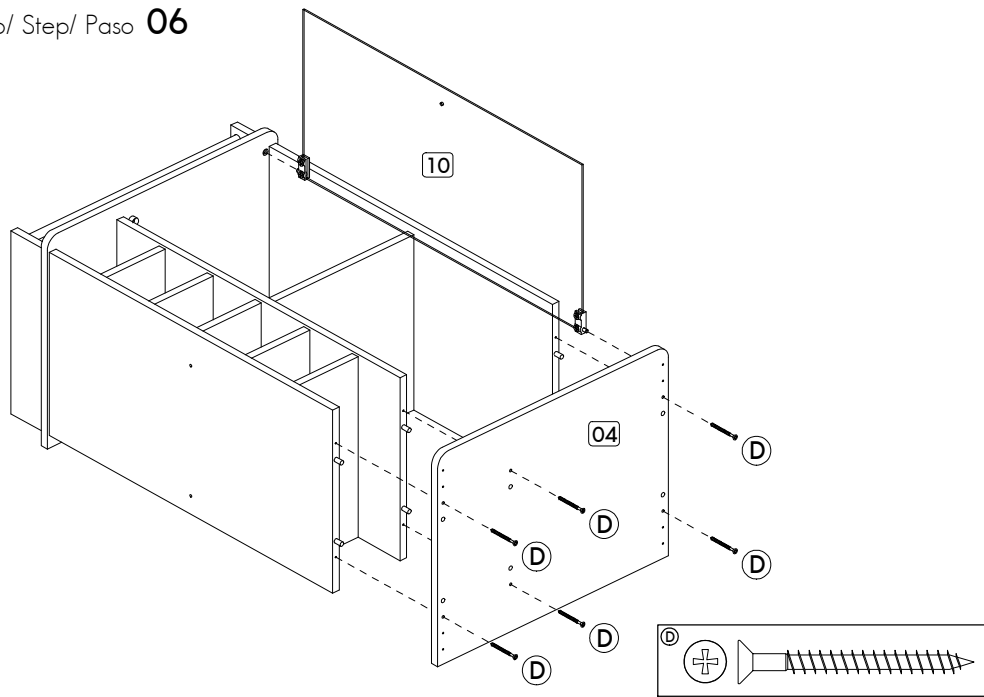
Passo/ Step/ Paso 04



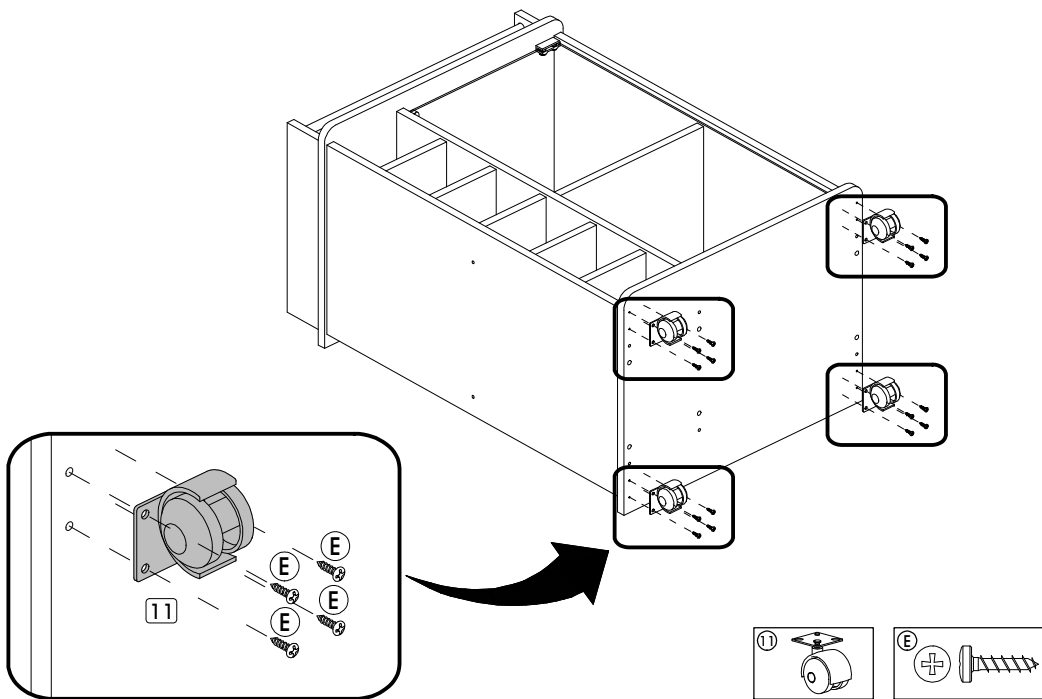
Passo/ Step/ Paso 05



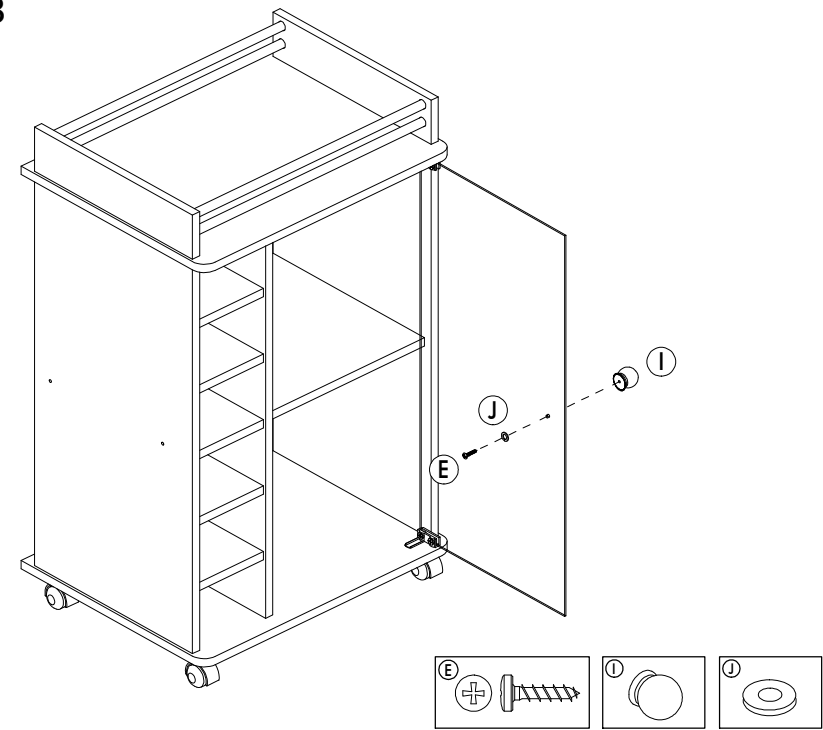
Passo/ Step/ Paso 06



Passo/ Step/ Paso 07



Passo/ Step/ Paso 08



Passo/ Step/ Paso 09

