
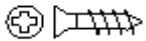
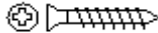

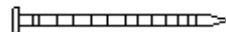




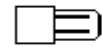

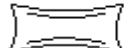














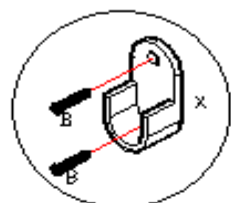


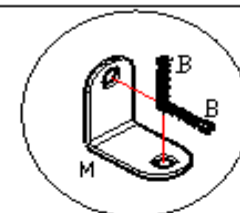
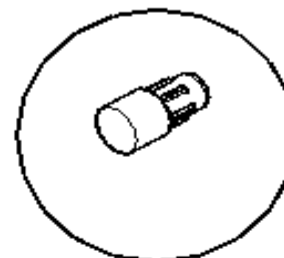
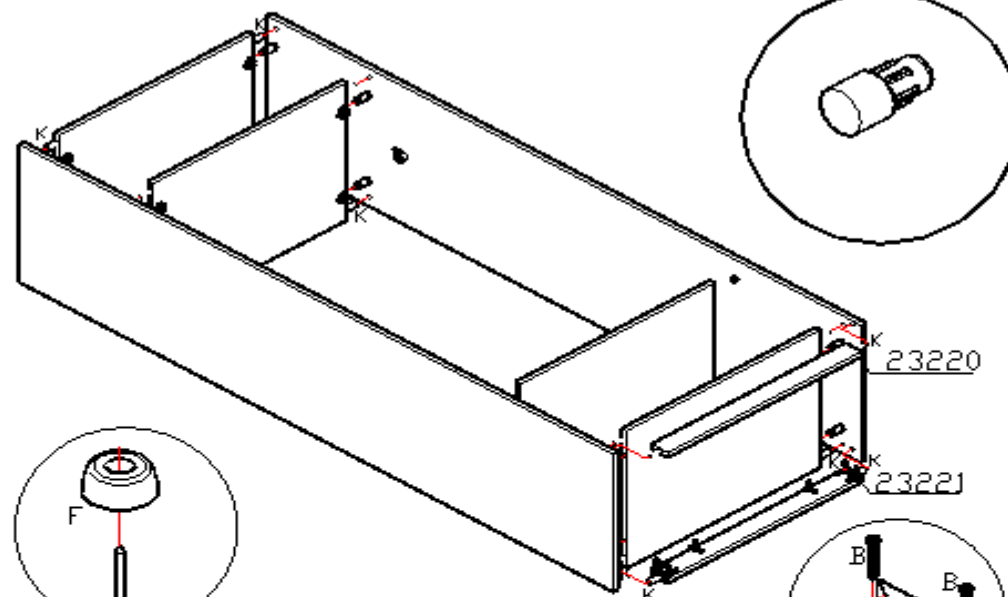
COD. ASSISTENCIA	PEÇAS	LEGENDA			
		QTD	COMPR	LARG	ESPES
23213	PORTAS	02	2185mm	381mm	15mm
23214	LATERAL DIREITA	01	2320mm	512mm	15mm
23215	LATERAL ESQUERDA	01	2320mm	512mm	15mm
23216	CHAPEU	01	754mm	512mm	15mm
23217	BASE	01	754mm	512mm	15mm
23218	BASE DO MALEIRO	01	754mm	512mm	15mm
23219	PRATELEIRAS SOLTAS	01	754mm	480mm	15mm
23220	RODAPE FRONTAL	01	754mm	60mm	15mm
23221	RODAPE TRASEIRO	01	754mm	60mm	15mm
23222	RODAFORRO	01	784mm	64mm	15mm
23223	COSTA	02	1857mm	383mm	3mm
23224	COSTA DO MALEIRO	01	771mm	367mm	3mm

	CÓD.	FERRAGEM	QTDE.
A	10571	 PARAFUSO M4X42	04
B	4214	 PARAFUSO 3.5x14 CHATO	41
C	491	 PARAFUSO CHATO 4.0x25	04
D	107	 PREGOS 10X10	72
E	149	 PREGOS 13X15	05
F	1901	 SAPATA DESLIZADORA PRETA 15X6	04
G	47	 PARAFUSO P/ DOBRADIÇA	24
H	47	 DOBRADIÇA CURVA 35MM	06
I	47	 CALÇO 5MM	06
J	118	 SUPORTE PARA PRATELEIRA	04
K	1802	 CAVILHA 6x30MM	18
L	41	 COLA BRANCA	01

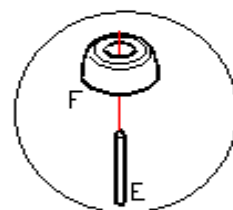
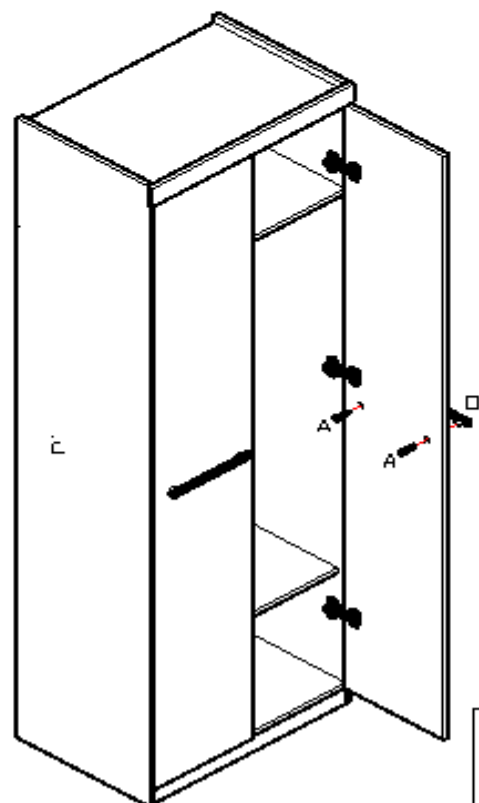
M	85	 "L" DE METAL	04
N	58	 <b>kappesberg</b> móveis	01
□	10276	 PUXADOR DE METAL 10X10 CROMADO 300MM	02
P	10307	 TUBINHO P/ PUXADOR	04
Q	10306	 PONTEIRA CROMADA	04
R	899	 CANTONEIRA METAL	06
S	2170	 TAMBOR MINIFIX	12
T	2170	 PARAFUSO MINIFIX	12
U	14855	 TAMPA MINIFIX CARVALLE	12
V	1423	 FIXADOR DE COSTAS	08
W	6323	 ROLIÇO OBLONGO 16x30 ALUMINIO FRISADO 74,6	01
X	1446	 SUPORTE PARA CABIDEIRO OBLONGO ZAMAG FRISADO	02
Y	16346	 PERFIL "H" 1840MM BEGE	01
Z	14720	 ADESIVO TAPA PARAFUSO CARVALLE	04



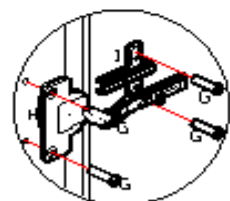
SUPORTE ROLIÇO



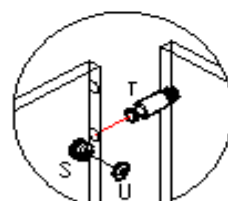
USAR O 'L' DE METAL PARA FIXAR O RODAPE NAS LATERAIS FIXANDO COM O PARAFUSO 'B'



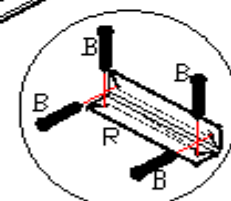
SAPATA



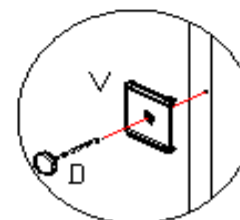
DOBRADIÇA



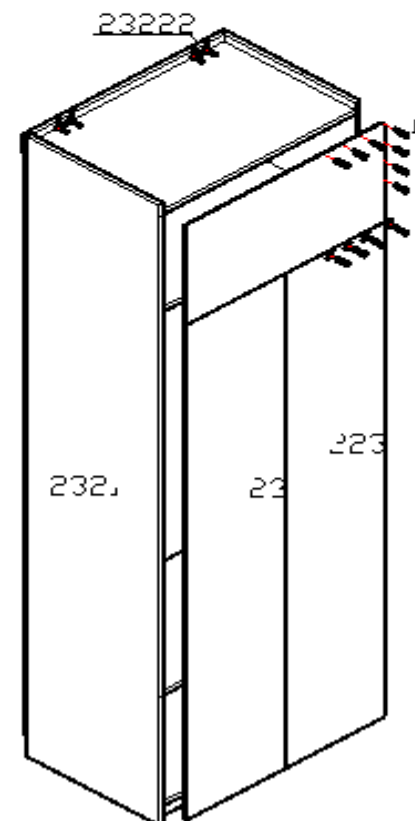
DETALHE MINIFIX



USAR O CANTONEIRA PARA FIXAR O RODAFORRO NAS LATERAIS FIXANDO COM O PARAFUSO 'B'



FIXADOR DE COSTA



PARA UNIR UM MOVEL NO OUTRO USAR O PARAFUSO 'C'

**kappesberg**

Rua Emancipação 2000- Tupandi-RS  
Fone: (51) 3635-8800  
[www.kappesberg.com.br](http://www.kappesberg.com.br)

**A532**

