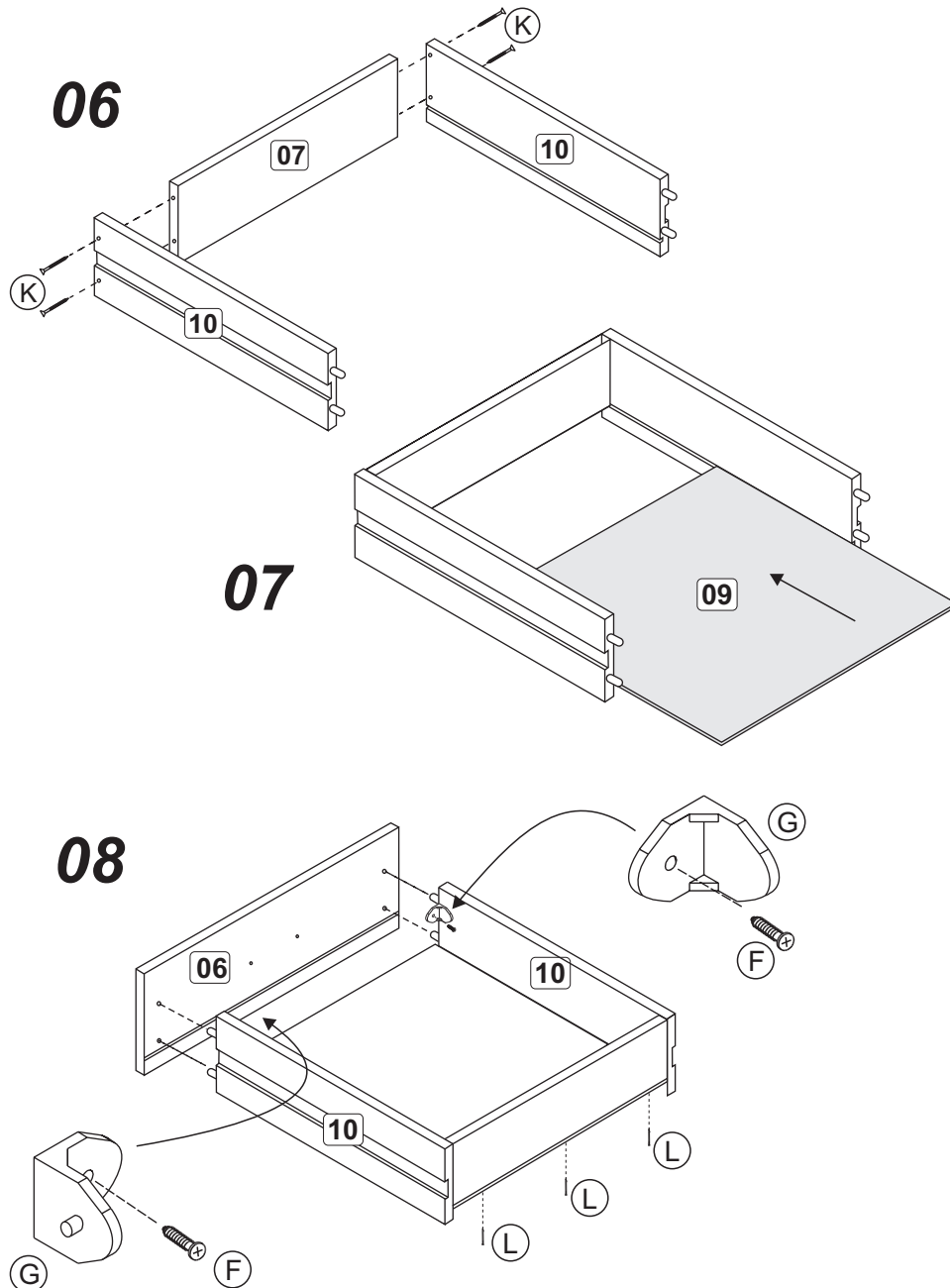


**IMPORTANTE**  
**O USO DE COLA NAS CAVILHAS É INDISPENSÁVEL PARA UMA BOA MONTAGEM DAS GAVETAS.**  
**CONSIDERACIÓN**  
**EL USO DE GOMA EN LOS TARUGOS ES INDISPENSABLE PARA UNA BOA MONTAJE DEL CAJONES.**  
**IMPORTANT**  
**IT IS IMPORTANT TO USE GLUE WHEN INSERTING THE DOWELS SO THAT YOU CAN GET DRAWER ASSEMBLY.**

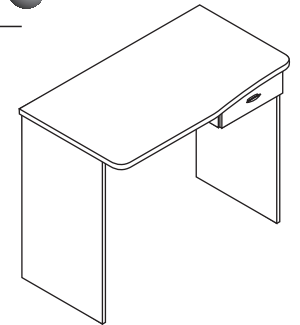


**INSTRUÇÕES DE MONTAGEM**  
**INSTRUCTIVO DE ARMADO**  
**ASSEMBLY INSTRUCTIONS**

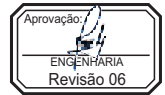
**Mesa de Estudo Resende**  
**Buró Resende**  
**Desk Resende**




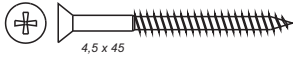

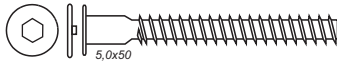










Modelo  
 Modelo  
 Model  
**1105XX**



RST 470 - 203,3 - FONE:(0XX54) 3458.1300 - FAX:(0XX54) 3458.1304 - BENTO GONÇALVES - RS - BRASIL  
 DÚVIDAS? ENVIE SEU E-MAIL PARA O SETOR DE ENGENHARIA DA POLITORNO: engenharia@politorno.com.br  
 DUDAS? ENVIE SU E-MAIL PARA EL SETOR DE ENGEÑARIA DA POLITORNO: engenharia@politorno.com.br  
 QUESTIONS? SEND YOUR E-MAIL TO ENG. SECTION OF POLITORNO: engenharia@politorno.com.br



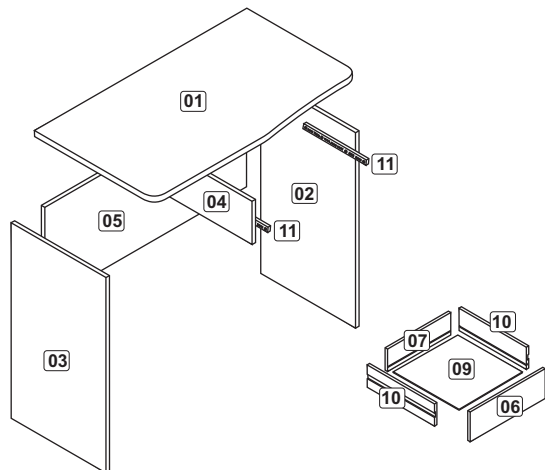
**KIT FERRAGEM**  
**KIT HERRAJE**  
**HARDWARE KIT**

<b>A</b>	 8,0 x 30	<b>09</b>
<b>B</b>	 4,5 x 45	<b>01</b>
<b>C</b>		<b>01</b>
<b>D</b>	 5,0x50	<b>04</b>
<b>E</b>		<b>04</b>
<b>F</b>	 3,5 x 14	<b>12</b>
<b>G</b>		<b>02</b>
<b>H</b>	 3,5 x 25	<b>02</b>
<b>J</b>		<b>01</b>
<b>K</b>	 3,0 x 30	<b>04</b>
<b>L</b>	 10 x 10	<b>03</b>
<b>M</b>		<b>01</b>
<b>N</b>		<b>05</b>
<b>O</b>	 6,0 x 30	<b>04</b>



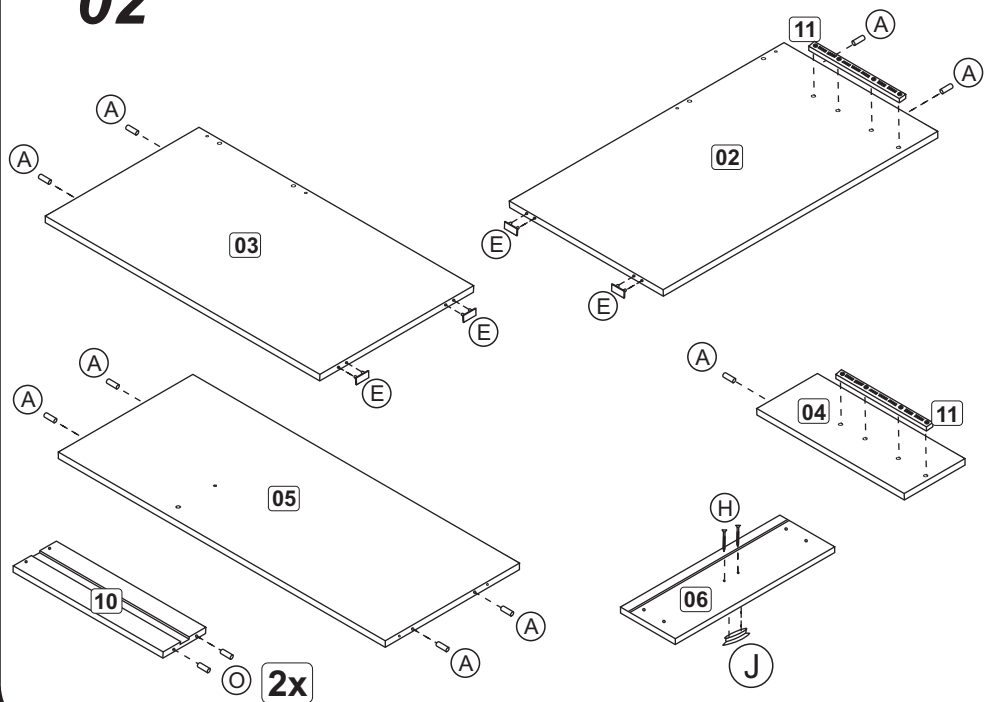
ANTES DE INICIAR A MONTAGEM, IDENTIFIQUE TODAS AS PEÇAS E ACESSÓRIOS.  
 ANTES DE EMPEZAR LA ASAMBLEA, IDENTIFIQUE TODAS LAS PIEZAS Y ACCESORIOS.  
 BEFORE STARTING THE ASSEMBLY, IDENTIFY ALL PARTS AND ACCESSORIES.

**01**

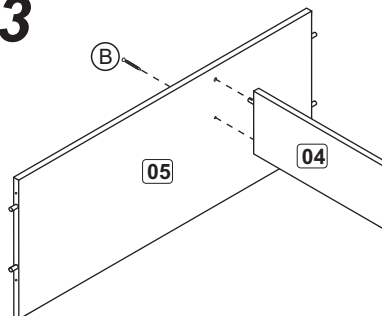


ETAPA DE PREPARAÇÃO DAS PEÇAS.  
 FASE DE PREPARACIÓN DE LAS PIEZAS.  
 STAGE OF PREPARATION OF THE PIECES.

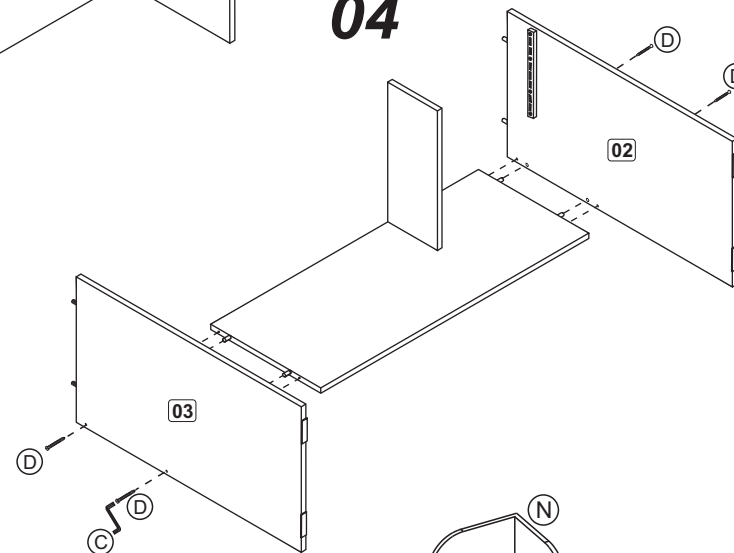
**02**



**03**



**04**



**05**

