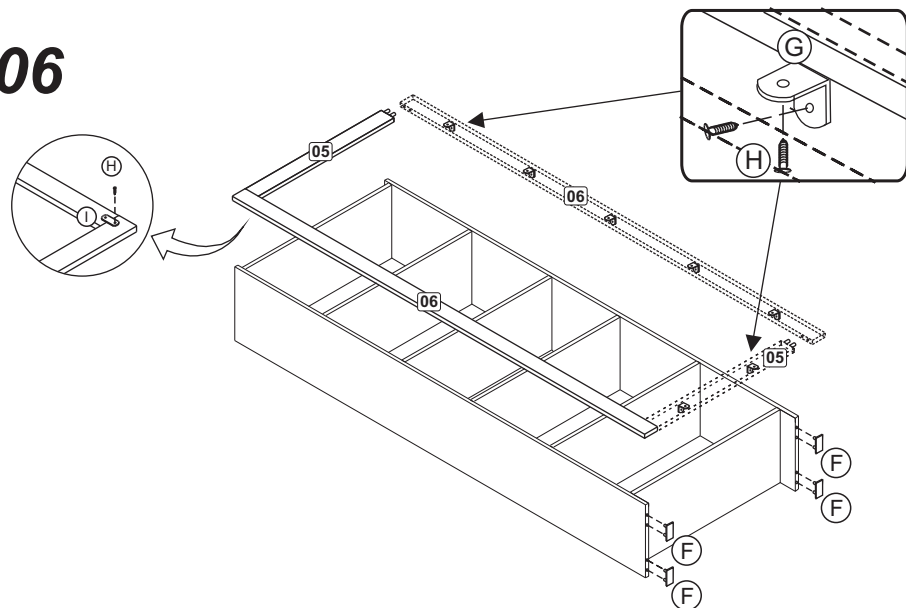
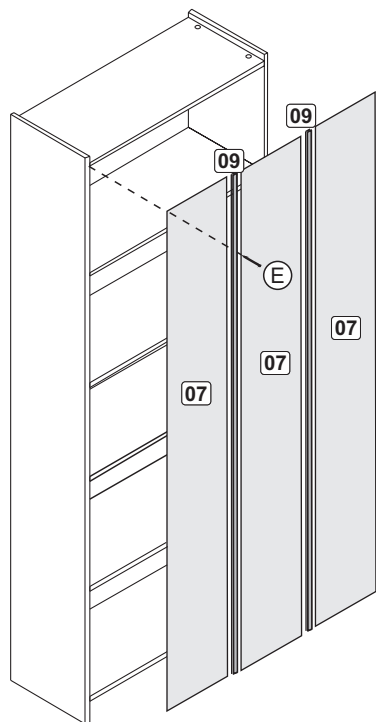


06



07



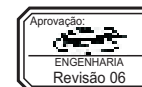
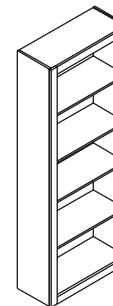
INSTRUÇÕES DE MONTAGEM
INSTRUCTIVO DE ARMADO
ASSEMBLY INSTRUCTIONS

Estante com Vistas

Modelo
Modelo
Modelo
2141XX

Politorno
Móveis

RST 470 - 203,3 - FONE:(0XX54) 458.1300 - FAX:(0XX54) 458.1304 - BENTO GONÇALVES - RS - BRASIL
DÚVIDAS? ENVIE SEU E-MAIL PARA O SETOR DE ENGENHARIA DA POLITORNO: engenharia@politorno.com.br
DUDAS? ENVIE SU E-MAIL PARA EL SETOR DE ENGEÑARIA DA POLITORNO: ingenharia@politorno.com.br
QUESTIONS? SEND YOUR E-MAIL TO ENG. SECTION OF POLITORNO: engenharia@politorno.com.br



KIT FERRAGEM
KIT HERRAJE
HARDWARE KIT

A		16
B		16
C	8.0X30	32
E	10 x 10	72
F		04
G		14
H		36
I		04

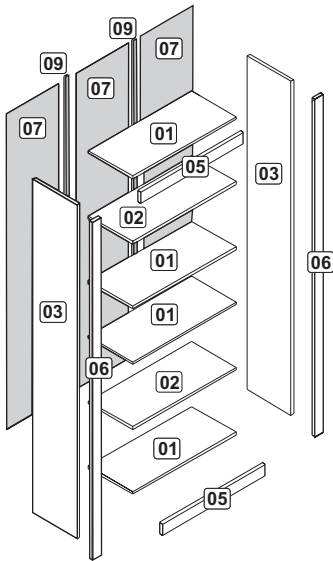


ANTES DE INICIAR A MONTAGEM, IDENTIFIQUE TODAS AS PEÇAS E ACESSÓRIOS.

ANTES DE EMPEZAR LA ASAMBLEA, IDENTIFIQUE TODAS LAS PIEZAS Y ACCESORIOS.

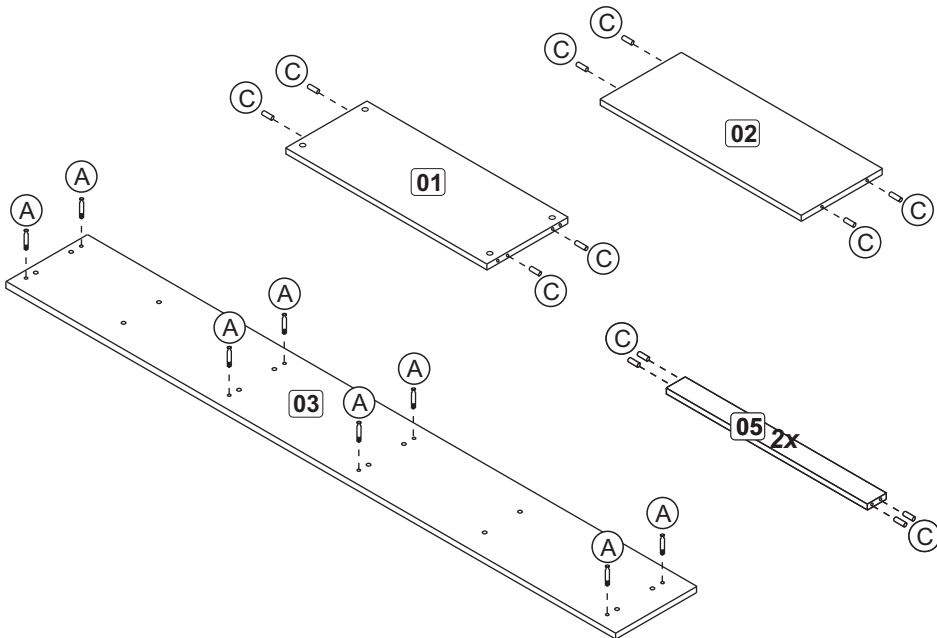
BEFORE STARTING THE ASSEMBLY, IDENTIFY ALL PARTS AND ACCESSORIES.

01

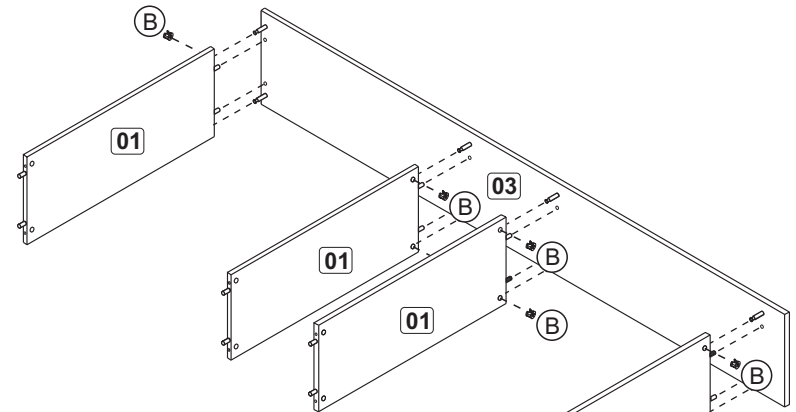


02

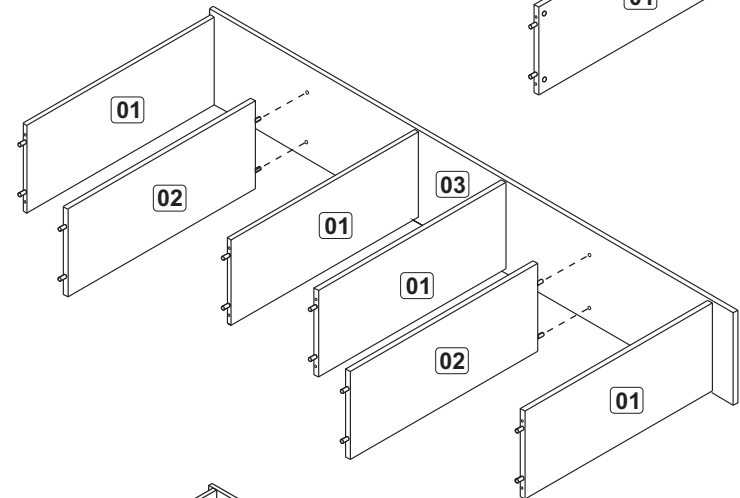
ETAPA DE PREPARAÇÃO DAS PEÇAS.
FASE DE PREPARACIÓN DE LAS PIEZAS.
STAGE OF PREPARATION OF THE PIECES.



03



04



05

